



IAAP

**International Association
of Anthroposophic Pharmacists**

ANTHROPOSOPHIC PHARMACEUTICAL CODEX APC

**EDITION 5.0
2022**

International Association of Anthroposophic Pharmacists
Goetheanum
Medical Section
4143 Dornach
Switzerland

www.iaap-pharma.org
email: info@iaap-pharma.org

Introductory Note APC edition 5.0, 2022**International Association of Anthroposophic Pharmacists, IAAP**

The IAAP is the international umbrella organisation of the national associations of Anthroposophic Pharmacists.

Its purpose, objective and tasks are, in detail:

- To represent anthroposophic pharmacy in the anthroposophic-medical movement and in public life on an international level: Anthroposophic pharmacy is understood as an extension of conventional pharmacy.
- To set quality standards primarily for such manufacturing methods and substances which are used for anthroposophic medicinal products, but not described in official pharmacopoeias.
- To provide references for the anthroposophic use of the substances used in anthroposophic pharmacy
- To promote research in anthroposophic pharmacy.
- To establish standards regarding further education and training as well as practice in anthroposophic pharmacy (including but not limited to retail pharmacy).
- To achieve international recognition by specialised publications and training material for anthroposophic pharmacists.
- To certify national training programmes in anthroposophic pharmacy.
- To certify individuals as anthroposophic pharmacists.
- To establish a cooperative network between anthroposophic pharmacists to exchange information and best practice throughout the world.
- To award the quality label "Anthromed® Pharmacy" to pharmacies which have competence in advice and manufacture of anthroposophic medicines.
- To initiate / coordinate international activities.

It is in respect of setting and maintaining the quality standards that the Board is pleased to publish edition 5.0 of the Anthroposophic Pharmaceutical Codex (APC).

Some substantial changes to the edition 4.2 have been made. Most important, the headings of the appendices 2.1-2.7 have been harmonized. The monographs and requirements of the current version of the European Pharmacopoeia (Ph. Eur. 10.8) have been taken into account. Some references for use have been added. The abbreviation Ph.Eur. (2371) was replaced with Ph.Eur. Hom. All substantial amendments to the previous edition are marked by a line to the side of the text.

Reference to the Ph.Eur. methods 1.5.1 and 1.5.2 of monograph 2371 (previously HAB methods 21 and

22) for the Rh tinctures will become valid July 1, 2022, are already implemented in the APC for the sake of topicality.

In addition, a new monograph (*Viscum album*) and 14 new substances, 11 of them missing in edition 4.2, have been added.

The APC is reviewed and updated by an anthroposophic pharmaceutical committee reporting to the IAAP board.

The major changes in summary:

NEW TEXTS**Part IIa**

Correlation table of general methods

Part IIb

Viscum album (botany)

Part IV Appendices**Appendix 2.2**

Armoracia rusticana

Calendula officinalis (Ph.Eur.)

Hypericum perforatum (HAB) (HAB) (ex herba)

Plantago lanceolata (Ph.Eur.)

Teucrium marum (HAB)

Urtica urens

Viscum album (Host tree: *Ulmus caprinifolia* Gled.)

Viscum album (Host tree: *Quercus robur* L., *Quercus petraea* (Matt.)

Appendix 2.3

Acidum Formicicum

Corpora quadrigemina (suis)

Endometrium (suis)

Retina et Chorioidea (suis)

Appendix 2.6

Hepar sulfuris calcareum

Appendix 2.7

Salvia officinalis, *Folium sicc.*, *Infusum*, glycerol 1:5.

REVISED TEXTS

Glossary (Definition of „raw materials“, „starting materials“)

Part IIa

Survey of General Methods

3. Tinctures

Method 3.13.1

Method 3.13.2

7. Compositions

Definition

8. Potentised preparations

Method 8.1

Part III

Dosage forms

Part IV Appendices

Changes to appendices 2.1, 2.2, 2.3, 2.4

DELETED TEXTS

Appendix 2.2

Fagus sylvatica (wood of)

MEMBERS OF THE APC COMMITTEE

Annette Greco, pharmacist, Germany, head of pharmaceutical development, WALA (until 2021).

Melanie Kaltenbach, food chemist, co-chairperson of the APC Committee, member of the Swissmedic committee for complementary medicines (Fachausschuss Komplementärmedizinische Arzneimittel), DRA Manager, Weleda Switzerland.

Peter Pedersen, pharmacist, Denmark, chairperson of the APC Committee, former member of the Committee on Manufacturing Methods of the German Homoeopathic Pharmacopoeia (GHP/HAB).

Claude Rohner, biologist, DRA Manager, Weleda Switzerland.

Thorsten Schletterer, pharmacist, head of production, WALA (from 2021).

René Schwarz, biology technician, former head of production, Weleda Switzerland, Board member of VAEPS.

Jan Ziolkowski, pharmacist, Germany, Qualified Person Weleda AG (Germany).

Responsible person of the IAAP:

Mónica Mennet-von Eiff, pharmacist, Switzerland, President of the Swiss association VAEPS, Board member of the IAAP; member of the Working Group HOM on Homoeopathic Raw Materials and Stocks of the European Pharmacopoeia (Ph. Eur. HOM WP) and president of the Umbrella Association of Swiss pharmacists specialized in complementary medicine and phytotherapy (FG KMPPhyto).

The APC is recognised by the following national anthroposophic pharmaceutical associations:

the **French** Association **AFERPA** (Association Française d'étude et de recherche sur la pharmacie anthroposophique – French Association for Studies and Research on Anthroposophic Pharmacy); the **Brazilian** Association **Farmantropo** (Associação Brasileira de Farmácia Antroposófica – Brazilian Anthroposophic Pharmacy Association); the **German** Association **GAPiD** (Gesellschaft Anthroposophischer Pharmazie in Deutschland – Society of Anthroposophic Pharmacy in Germany); the **Austrian** Association **ÖGAPh** (Österreichische Gesellschaft anthroposophischer Pharmazeuten – Austrian Society of Anthroposophic Pharmacists); the **Italian** Association **SOFAI** (Società di farmacisti antroposofi in Italia – Society of Anthroposophic Pharmacists in Italy); the pharmacist section of the **Swiss** Association **VAEPS** (Verband für Anthroposophisch Erweiterte Pharmazie in der Schweiz – Association for Anthroposophically Extended Pharmacy in Switzerland); The **Japanese** Association **AAPJ** (Japanese Association of anthroposophic oriented pharmacists).

Dr. Manfred Kohlhase, President IAAP, 28.2.2022

Dr. Mónica Mennet-von Eiff, Board Member of IAAP, Treasurer of and Responsible person for the APC



Foreword

Pharmacy extended by the principles of anthroposophy began to be developed at the beginning of the 20th century by Rudolf Steiner (founder of anthroposophy, 1861 – 1925) and Oskar Schmiedel (Austrian chemist, 1887 – 1959), in collaboration with a number of physicians. Their aim was to reinterpret and complement the results of pharmaceutical and medical research with insights gained from anthroposophic research of the human being and nature.

The basis of the anthroposophic approach to pharmacy is the “holistic” knowledge of mankind and nature, which recognizes the notion that human beings and the kingdoms of nature are related through a common evolution¹.

This perception leads to a comprehensive view of substances in their relationship to health, illness and to a specific approach to pharmacy.

Therefore anthroposophic pharmacy uses substances from the mineral, plant and animal kingdoms^{2,3}.

Anthroposophic medicinal products have been on the market world-wide and prescribed by qualified medical practitioners since 1921.

The range of anthroposophic medicinal products is partially determined by the physical characteristics of substances, whereby allopathic, phytotherapeutic and homoeopathic criteria are taken into consideration. Most particularly, anthroposophic medicinal products are characterised by their manufacturing processes involving specific anthroposophic and typical homoeopathic pharmaceutical procedures. The range of anthroposophic medicinal products includes potentised medicinal products, manufactured by using the methods of the official homoeopathic pharmacopoeias, as well as concentrated mineral, herbal or animal substances or preparations and compounded medicinal products. Considering this diversity, anthroposophic medicinal products, cannot be defined under a single substance classification.

The *Anthroposophic Pharmaceutical Codex APC* gives an overview of substances and methods used in the manufacture of anthroposophic medicinal products as well as of the related quality parameters.

LEGAL SITUATION

Today the European Union Directive 2001/83/EEC and amendments contain the main legislation concerning medicinal products. The legal status of anthroposophic medicinal products in the EU is closely related to that of homoeopathic medicinal products (see below).

Preamble of Directive 2001/83/EEC n° (22) refers to anthroposophic medicinal products as follows: *“Anthroposophic medicinal products, which are described in an official pharmacopoeia and prepared by a homoeopathic method are to be considered, as regards to registration and marketing authorization, as homeopathic medicinal products.”*

From a regulatory point of view anthroposophic medicinal products can be divided into two categories:

- anthroposophic medicinal products manufactured according to a homoeopathic manufacturing method within the meaning of Directive 2001/83/EEC, article 1, 5.:
“Any medicinal product prepared from substances called homoeopathic stocks in accordance with a homoeopathic manufacturing procedure described by the European Pharmacopoeia or, in absence thereof, by the pharmacopoeias currently used officially in the Member States. (...)”
- anthroposophic medicinal products other than those manufactured by a homoeopathic manufacturing method. They are manufactured according to individual methods. Many of them have never been included in a pharmacopoeia, others are described since 2013 in the Swiss Pharmacopoeia.

The definitions of anthroposophic medicinal products given in the Swiss and German Drug Laws take both categories into account (translations by APC Committee):

Switzerland: Regulation of Swissmedic concerning the simplified Authorisation of Complementary and Herbal Medicinal Products (Verordnung des Schweizerischen Heilmittelinstituts über die vereinfachte Zulassung von Komplementär- und Phytoarzneimitteln)

Art. 4,3 g Anthroposophic medicinal product: Medicinal product, whose active substances are manufactured by a homoeopathic manufacturing procedure, or according to an anthroposophic manufacturing procedure described in the Pharmacopoeia (Ph.Eur./Ph.Helv.) or in the German Homoeopathic Pharmacopoeia or according to a

¹ Jos Verhulst: „Der Erstgeborene“ (The first-born), publisher Verlag Freies Geistesleben, Stuttgart, D 2001.

² Rudolf Steiner/Ita Wegman: „Grundlegendes für eine Erweiterung der Heilkunst nach geisteswissenschaftlichen Erkenntnissen.“ GA 27, publisher Rudolf Steiner Verlag, Dornach, CH, 1992.

In English: „Extending Practical Medicine – Fundamental Principles based on the Science of the Spirit“. Rudolf Steiner Press, London, GB, 1996.

³ Rudolf Steiner: „Geisteswissenschaft und Medizin“, 20 Vorträge für Ärzte (1920), Rudolf Steiner Verlag, Dornach, CH 1985. In English: „Introducing Anthroposophical Medicine“ (previously published as: Spiritual Science and Medicine). Twenty lectures to doctors. Dornach 21 March – 9 April 1920, GA 312. Anthroposophic Press, Hudson, NY, USA, 1999.

special or according to a special anthroposophic manufacturing procedure and that is formulated and developed according to the anthroposophic knowledge of man, animal, substance and nature and is meant to be used according to these principles.

Germany: Medicinal Products Act (Gesetz über den Verkehr mit Arzneimitteln)

Art. 4, (33) An anthroposophic medicinal product is a medicinal product that has been developed according to the anthroposophic knowledge of man and nature and that is manufactured according to a homeopathic manufacturing procedure described in the European Pharmacopoeia or in absence thereof in a pharmacopoeia officially used in the Member States or according to a special anthroposophic manufacturing procedure and that is meant to be used according to the anthroposophic principles concerning man and nature.

In many EU countries, and also world-wide, medicinal products used for the anthroposophic therapeutics are thus partially integrated in legislation.

In Brazil as well as in Australia the APC has been officially recognised as quality standard and reference for anthroposophic medicinal products (RESOLUÇÃO - RDC Nº 238, DE 25 DE JULHO DE 2018, amendments to the Australian Therapeutic Goods Act, 2009).

In summary anthroposophic medicinal products as a whole are step by step gaining legal recognition in the EU as well as world-wide, and among other things this requires comprehensive publication of their pharmaceutical quality.

The publication of the *Anthroposophic Pharmaceutical Codex* is to provide transparency of anthroposophic pharmaceutical quality for pharmacists and bodies requiring an appreciation of anthroposophic medicinal products and pharmacy. Furthermore it provides a basis for the maintenance of existing and development of new anthroposophic medicinal products.

The relationship of the APC to the European Pharmacopoeia, to other existing official Pharmacopoeias and non official pharmacopoeias

The APC is published by the IAAP, an independent association of professional pharmacists, within the context of official existing pharmacopoeias. It is the intention of the APC to refer where possible to existing pharmacopoeias. In fact anthroposophic medicinal products are often manufactured and controlled

according to existing specifications and standards.

A part of the reference pharmacopoeias for the APC are published by official Authorities, in particular

The European Pharmacopoeia

The French Pharmacopoeia

The German Homoeopathic Pharmacopoeia (which is a part of the German Pharmacopoeia);

The Swiss Pharmacopoeia has implemented two texts concerning anthroposophic pharmacy.

- in 2009 (Suppl. 10.1) with the general Ph.Helv.-monograph "Praeparationes anthroposophicae (Anthroposophic Preparations)" (Ph.Helv. CH 306); it was the first time that anthroposophic preparations appeared as a monograph in an official pharmacopoeia. This monograph includes the paragraphs definitions, starting materials, methods of preparation and dosage forms, by analogy with the Ph.Eur.-monograph Homoeopathic preparations Ph.Eur. 1038.
- in September 2013 (Suppl. 11.1) the new Ph.Helv.-chapter "17.7 Manufacturing methods for anthroposophic preparations" came into force. This chapter gives an overview on the general manufacturing processes and describes in more detail some manufacturing methods which are more frequently used in anthroposophic pharmacy and had not been described in an official pharmacopoeia before.

The APC served as important basis to establish both of these Ph.Helv.-texts. Therefore it can be concluded, that the continuing work of the APC supports the establishment of the pharmaceutical quality standards and the regulation of anthroposophic medicinal products in Switzerland.

Further pharmacopoeias of reference:

The Austrian Pharmacopoeia

The British Pharmacopoeia

Brazilian Pharmacopoeia (Farmacopoeia Brasileira)

Brazilian Homeopathic Pharmacopoeia

The Homoeopathic Pharmacopoeia of the United States

Deutscher Arzneimittel-Codex (German Codex of Medicinal Products)

In particular the *European Pharmacopoeia* today represents and for the future will represent a reference of paramount importance for the APC.

Therefore in part IV of the APC containing the lists of the various substances used in anthroposophic pharmacy reference is made where possible to the European Pharmacopoeia and other official pharmacopoeias.

Particularly important Ph.Eur. monographs are:
Herbal drugs for homoeopathic preparations (2045)
Homoeopathic preparations (1038)

Methods of preparation of homoeopathic stocks and potentisation (2371)
 Minimising the risk of transmitting animal spongiform encephalopathy agents via human and veterinary medicinal products (50208)
 Mother tinctures for homoeopathic preparations (2029)
 Tinctures (chapter in 0765 Extracts)
 Viral safety (50107)
 Other pharmacopoeias referred to in the APC are not officially recognised. Nevertheless they provide reliable standards accepted e.g. by regulatory authorities.

The IAAP understands its task to sustain anthroposophic pharmaceutical activities at any level (e.g. manufacturing, quality control, regulatory affairs), **worldwide**, that is, beyond the countries of the European Pharmacopoeia Convention. Therefore during the evolution of the APC other official pharmacopoeias (or reliable private pharmacopoeias) will possibly be referred to, e.g. the Brazilian Pharmacopoeia.

Table of Content

Structure of the Anthroposophic Pharmaceutical Codex, APC	10
List of Abbreviations and Symbols.....	11
Glossary	12

PART I

Definitions.....	13
1. Anthroposophic medicinal product	14
2. Starting materials, general information	14
2.1. Minerals, rocks, including natural waters	15
2.2. Starting materials of botanical origin	15
2.3. Starting materials of zoological origin	15
2.4. Starting materials that can be described chemically.....	16
2.5. Starting materials that have undergone special treatment.....	16
2.6. Compositions.....	16
3. Vehicles and excipients	16
4. Active substances.....	16
4.1. Starting materials	16
4.2. Preparations	16

PART IIa

General monographs of preparations and specific production methods (Pharmaceutical processes)	17
Introduction	18
SURVEY OF GENERAL METHODS.....	20
CORRELATION TABLE OF GENERAL METHODS.....	22
1. SPECIAL TREATMENTS OF RAW MATERIALS	24
1.1. Vegetabilisation methods (“vegetabilised metals“)	24
2. METAL PREPARATIONS	25
2.1. Metal mirrors	25
3. TINCTURES, MOTHER TINCTURES, GLYCEROL MACERATES AND VISCOUS EXTRACTS	26
3.1. Cold treated mother tinctures and liquid preparations thereof.....	26
3.2. Tinctures and mother tinctures made by macerations with water or ethanol/water	27
3.3. Glycerol macerates	28
3.4. Liquid preparations made by maceration with oil.....	30
3.5. Mother tinctures made by percolation	30
3.6. Buffered aqueous mother tinctures manufactured under exclusion of oxidative influence.....	31
3.7. Fermented mother tinctures	32
3.8. Tinctures and mother tinctures made by digestion (Digestio)	33
3.9. Tinctures and mother tinctures made by infusion (Infusum)	34
3.10. Tinctures and mother tinctures made by decoction (Decoction)	35
3.11. Viscous extracts with heat treatment.....	36
3.12. Preparations made by distillation (Distillates)	37
3.13. Mother tinctures obtained by rhythmic application of heat and cold.....	38
4. SOLID STARTING MATERIALS OBTAINED BY HEAT.....	39
4.1. Toasted preparations – Tosta.....	39
4.2. Carbons – Carbones	40
4.3. Ashes – Cineres.....	40
5. SOLID PREPARATIONS FROM PLANTS (DRYING ONTO A VEHICLE)	41
5.1. Solid preparations from fresh plants	41
5.2. Solid preparations from liquids, plant juices or liquid extracts	41

6. LIQUID DILUTIONS.....	42
7. COMPOSITIONS	43
7.1. Compositions made by treating two or more starting materials by one or more pharmaceutical processes.....	43
7.2. Compositions made by treating two or more extracts or mother tinctures of one plant by one or more pharmaceutical processes.....	43
7.3. Compositions made by treating one or more starting materials with one or more mother tinctures which undergo one or more pharmaceutical processes together.....	45
7.4. Compositions made by treating two or more extracts or mother tinctures and/or dilutions by one or more pharmaceutical processes.....	46
7.5. Compositions made by co-potentising.....	46
8. POTENTISED PREPARATIONS	46
8.1. Co-potentised preparations	47
8.2. Semi-solid potencies	47
8.3. Solid potencies.....	48
8.4. Liquid potencies	48
9. MIXTURES.....	49
PART IIb	
Individual monographs of starting materials and preparations	50
CYDONIA OBLONGA, FRUIT.....	51
CYDONIA OBLONGA, FRUIT, HEAT TREATED AQUEOUS TINCTURE 1:2.1	51
CYDONIA OBLONGA, FRUIT, GLYCEROL EXTRACT WITH HEAT TREATMENT 1:2.1	52
CYDONIA OBLONGA, FRUIT, MOTHER TINCTURE OBTAINED BY RHYTHMIC APPLICATION OF HEAT AND COLD CYDONIA OBLONGA E FRUCTIBUS FERM 33B	53
LEVICO WATER.....	54
VISCUM ALBUM.....	56
PART III	
Dosage forms.....	60
INDEX LIST OF TERMS OF PART I, II and III.....	63
PART IV	
Appendices	66
Note concerning appendix 2.3.....	67
References concerning nomenclature in appendices 2.1. to 2.7.....	67
Note concerning the references for use in anthroposophic medicine in appendices 2.1. to 2.7.....	67
IVAA Statement concerning starting materials of animal origin	69
Appendix 2.1 List of minerals, rocks and natural waters	73
Appendix 2.2 List of starting materials of botanical origin	83
Appendix 2.3 List of starting materials of zoological origin	143
Appendix 2.4 List of starting materials that can be described chemically	173
Appendix 2.5 List of starting materials that have undergone special treatment	191
Appendix 2.6 List of compositions	195
Appendix 2.7 Stocks with special manufacturing methods.....	209
Appendix II Correlation table: Ph.Eur. / HAB manufacturing methods used in anthroposophic pharmacy and corresponding manufacturing methods in the HPUS.....	213

Structure of the Anthroposophic Pharmaceutical Codex, APC

Part I “Definitions” provides definitions and describes quality aspects as well as parameters related to anthroposophic medicinal products. The different stages incurred in the obtaining of a medicinal product, from the starting material to the dosage form, are described in this part.

Part IIa “General Monographs of specific production methods (Pharmaceutical processes)” contains general monographs concerning the types of preparations/ active substances that are prepared by specified procedures. Beneath the relevant general monograph(s), different specific production methods by which a particular type of a starting material can be prepared are either quoted from other pharmacopoeias or an APC production method is set out.

In this way, the relationship between the APC and other pharmacopoeias, as well as the option to define substances through their production methods are outlined.

Schematically the following order is applied:

GENERAL MONOGRAPHS

*Definition, Identification, Tests, Assay, Storage,
Recommended Designation*

SPECIFIC PRODUCTION METHODS RELATED TO THE PARTICULAR GENERAL MONOGRAPH

*Ph.Eur.
Methods*

*HAB
Methods*

*Ph.fr.
Methods*

*APC
Methods*

Part IIb “Monographs of starting materials and preparations” sets standards for specific starting materials and preparations. In their last section the monographs of the starting materials list

- a) Some existing anthroposophic preparations that utilise the starting material and/ or
- b) Manufacturing methods, described in the Ph.Eur., the HAB or the APC commonly used for the processing of the particular starting material. That list is not meant to be exhaustive.

Part III, information about dosage forms in anthroposophic pharmacy as well as production methods of specific dosage forms for anthroposophic medicinal products.

Part IV “Appendices”

In **appendix I** starting materials for the preparation of anthroposophic medicinal products are listed (not excipients and vehicles). The appendices are numbered according to the related chapter in part I: 2.1., 2.2., 2.3., 2.4., 2.5., 2.6.

In **appendix II** a link to the HPUS is given:

- Correlation table: Ph.Eur./HAB manufacturing methods used in anthroposophic pharmacy and corresponding manufacturing in the HPUS.

List of Abbreviations and Symbols

*	see p. 63	H 2.2.6	Analytical method specified in the HAB
1 CH	Symbol for the first centesimal potency, see also C1 and 1C	HAB	Deutsches Homöopathisches Arzneibuch (German Homoeopathic Pharmacopoeia)
1 DH	Symbol for the first decimal potency, see also D1 and 1X	HPUS	The Homoeopathic Pharmacopoeia of the United States
1C	Symbol for the first centesimal potency, see also 1 CH and C1	IAAP	International Association of Anthroposophic Pharmacists
1X	Symbol for the first decimal potency, see also 1 DH and D1	IVAA statement 2019	see p. 71
ABMA-Vademecum	Gardin NE, Schleier R: Medicamentos Antroposóficos: Vademecum. Associação Brasileira de Medicina Antroposófica. São Paulo: Editora João de Barro; 2009	KC Monograph	Monograph of the “Kommission C” (Commission of the German Ministry of Health for the anthroposophic therapeutic system and substances), published in the official Gazette of the German government (in German: “Bundesanzeiger”)
ANVISA	Agência Nacional de Vigilância Sanitária (Brazilian Health Regulatory Agency)	Liste HAS	Liste der Homöopathischen und Anthroposophischen Stoffe (Anhang 4 zur Verordnung des Schweizerischen Heilmittelinstituts über die vereinfachte Zulassung von Komplementär- und Phytoarzneimitteln) [List of Homoeopathic and Anthroposophic Substances (Appendix 4 in the Regulation of the Swissmedic concerning the simplified Authorisation of Complementary and Herbal Medicinal Products in Switzerland)]
APC	Anthroposophic Pharmaceutical Codex	LM	Symbol for potencies prepared according to Ph.Eur. (2371) 5.2
aph	ad preparationes homoeopathicae	MT	Mother tincture
API	Active Pharmaceutical Ingredient	Ph.Br.	Brazilian Pharmacopoeia (Farmacopoeia Brasileira)
C1	Symbol for the first centesimal potency, see also 1 CH and 1C	Ph.Eur.	European Pharmacopoeia
CVD	Chemical Vapour Decomposition	Ph.Eur. Hom.	see Ph.Eur. (2371)
D1	Symbol for the first decimal potency, see also 1 DH and 1X	Ph.Eur. (2371)	Ph.Eur. Monograph 2371 “Methods of preparation of homoeopathic stocks and potentisation”
DAB	Deutsches Arzneibuch (German Pharmacopoeia)	Ph.fr.	Pharmacopée Française (French Pharmacopoeia), including monographies de souches pour préparations homéopathiques (monographs of the stocks for homoeopathic preparations)
DAC	Deutscher Arzneimittel-Codex (German Codex of Medicinal Products)	Ph.Helv.	Pharmacopoea Helvetica (Swiss Pharmacopoeia)
DER	Drug extract ratio		
EU	European Union		
fhp	for homoeopathic preparations		
GHP	German Homoeopathic Pharmacopoeia. Unauthorized translation of the HAB. In case of differences between the GHP and the HAB the latter is decisive		
GI	Symbol for mother tinctures prepared by HAB method 41 using glycerol		

Ph.Hom. Br.	Brazilian Homeopathic Pharmacopoeia	Rh	Symbol for mother tinctures prepared by HAB methods 21 and 22 (rhythmic procedure)
pph	pour préparations homéopathiques	Vade-mecum	Gesellschaft Anthroposophischer Ärzte in Deutschland (ed.) Vademecum Anthroposophische Arzneimittel 3.erg. Aufl. Der Merkurstab 2013; 66 (Suppl.)
Q	Symbol for potencies diluted by the ratio 1: 50 000		

Glossary

In this glossary only those terms are referred to, that need extra clarification prior to the definitions given in part I.

Composition	In the production of anthroposophic preparations by composition, two or more starting materials and/or preparations, with or without excipients or medium, are transformed with anthroposophic intention into a new preparation by one or more pharmaceutical processes.
Excipient	Excipients are auxiliary substances, which may be used for the production of pharmaceutical dosage forms. Excipients may be used in the production of mixtures.
Pharmaceutical process	General term for substance transformations at different stages to obtain starting materials for medicinal products or a medicinal product.
Preparation/active substance	A class of processed starting material specified in the monographs of part II.
Production method	A general manufacturing procedure specified in a pharmacopoeia (see e.g. HAB).
Raw material	Raw materials for the production of anthroposophic preparations may be of natural or synthetic (processed) origin. For the purpose of the APC the terms raw and starting material are used as synonyms.
Starting material	Starting materials for the production of anthroposophic preparations may be of natural or synthetic (processed) origin. For the purpose of the APC the terms raw and starting material are used as synonyms.
Vehicle	Vehicles are auxiliary substances which may be used to produce an active substance. Vehicles may be used in the production of mixtures.

ANTHROPOSOPHIC PHARMACEUTICAL CODEX APC

PART I Definitions

Table of Content	
Part I	
1. Anthroposophic medicinal product	14
2. Starting materials, general information	14
2.1. Minerals, rocks, including natural waters .	15
2.2. Starting material of botanical origin	15
2.3. Starting materials of zoological origin.....	15
2.4. Starting materials that can be described chemically	16
2.5. Starting materials that have undergone special treatment	16
2.6. Compositions	16
3. Vehicles and excipients.....	16
4. Active substances	16
4.1. Starting materials.....	16
4.2. Preparations.....	16

1. Anthroposophic medicinal product

DEFINITION

An anthroposophic medicinal product is conceived, developed and produced in accordance with the anthroposophic knowledge of man, nature, substance and pharmaceutical processing¹. The application within anthroposophic medicine results from that knowledge².

According to anthroposophic principles, active substances may be starting materials which are used as such or starting materials which have been transformed into active substances by a process of anthroposophic pharmacy, including compositions.

An anthroposophic medicinal product can contain one or more active substances (see also part I, chapter 4).

An anthroposophic medicinal product can fundamentally be employed in every dosage form, including external (topical), internal and parenteral dosage forms (see also part III).

PRODUCTION

The active substances or dosage forms of anthroposophic medicinal products are produced:

- in accordance with classical homoeopathic or anthroposophic-homoeopathic manufacturing methods as described in the Ph.Eur., HAB, Ph.fr., and Ph.Helv.
- in accordance with anthroposophic pharmaceutical codex production methods, i.e. “APC Methods”

and/or

- in accordance with anthroposophic manufacturing methods described in the individual monograph.

the relevant specifications/ monographs set out in parts I and II.

RECOMMENDED DESIGNATION

Concerning the *designation* of anthroposophic medicinal products a reference to the APC is recommended.

2. Starting materials, general information

Starting materials for the production of anthroposophic medicinal products are:

2.1. Minerals, rocks, including natural waters

2.2. Starting materials of botanical origin

Dried or fresh plants or parts of plants, including algae, fungi and lichens;

Plant secretions, juices, extracts, oleoresins, essential oils or distillation products.

2.3. Starting materials of zoological origin

Whole animals, organs, parts of organs dried or fresh;

Animal secretions, extracts, blood products, calcareous products.

2.4. Starting materials that can be described chemically

2.5. Starting materials that have undergone special treatment (vegetabilisation methods)

2.6. Compositions (for further information see “Glossary”)

Starting materials for the production of anthroposophic medicinal products comply with any relevant monograph in the European Pharmacopoeia or in the absence thereof, with the relevant monographs in national pharmacopoeias used in the Member States, or in absence thereof with the individual monograph.

Starting materials can be active substances themselves or can be processed into preparations (see also Part I, chapter 4).

¹ See IAAP brochure: “Basic Information on the Working Principles of Anthroposophic Pharmacy”, https://iaap-pharma.org/fileadmin/user_upload/pdf/publications/Basic_Information_on_the_Working_Principles_of_Anthroposophic_Pharmacy.pdf

² For clarification it has to be mentioned here, that anthroposophic medicine from the beginning includes “Over the Counter” products (OTC). A part of its medicinal products had been conceived right from the start for broad use for typical health disorders; see Chapter XX, “Typical Remedies”, in Rudolf Steiner/Ita Wegman: “Grundlegendes für eine Erweiterung der Heilkunst nach geisteswissenschaftlichen Erkenntnissen.” GA 27, publisher Rudolf Steiner Verlag, Dornach, CH, 1992.

In English: “Extending Practical Medicine – Fundamental Principles based on the Science of the Spirit”. Rudolf Steiner Press, London, GB, 1996.

An anthroposophic medicinal product complies with

2.1. Minerals, rocks, including natural waters

Minerals are solid, crystalline components of natural origin belonging to the earth’s crust and other celestial bodies. A mineral has a defined crystal system and crystal class. Minerals are chemically and physically homogeneous to a significant extent. In reality, however, there are always deviations from the theoretical mineral formula. Many minerals may show differences in their colours. Form and habitus may be significantly different within the same type.

Rocks are composed of one or more minerals having a geological definition and distribution in their natural deposit with a certain statistical homogeneity.

Pieces that will be used for production should be big enough to allow mineralogical identification. If a powdered mineral is used, adequate documentation should ensure the quality and natural origin. In fact pieces used for production must be free from visible foreign matter. They have not undergone any unwanted mechanical or chemical treatment: in particular any chemical reaction, colouring, varnishing, heating and artificial radiation must be excluded. The amount of foreign matter accepted after chemical analysis is specified in the respective monograph.

Natural waters can come from a natural source (e.g. Levico), from the sea (e.g. aqua maris) or from mineral cavities (e.g. agate water).

List of minerals, rocks, including natural waters: see part IV, appendix 2.1.

2.2. Starting materials of botanical origin

Starting materials of botanical origin are:

- Dried or fresh plants or parts of plants, including algae, fungi and lichens;
- Plant secretions, juices, extracts, oleoresins, essential oils or distillation products.

Fresh plants should be used shortly after harvest. If this is not possible, the quality is guaranteed by appropriate measures, e.g. freezing.

If material from cultivated plants is used preference should be given to materials from plants cultivated by biodynamic cultivation (“Demeter” certified) or by other certified organic cultivation methods in accordance to the relevant European regulations ruling organic agricultural products (see also Council Directive (EEC) n° 2092/91).
If wild plants are harvested protection of species according to relevant regulations is granted and special care is taken of the eco-system concerned.

Plants or parts of plants are, as far as possible, free from impurities such as soil, dust, dirt and other contaminants such as fungal, insect and other animal contaminations. They are not decayed.

Harvested plants or the mother tinctures made thereof are analysed for content of heavy metals and pesticides. The range and frequency of this testing can occur according to a monitoring plan based on risk assessment.

Unless otherwise stated, the collecting or harvesting times are generally:

Whole plants with underground parts and plants without underground parts	at flowering time
Leaves and shoots	when fully developed
Flowers	shortly after opening
Bark	throughout the year
Underground parts of annual plants	at seed ripening time
Underground parts of biennial and perennial plants	in spring
Fruits and seeds	at the time of ripening
Fungi	when the fruiting bodies are fully developed

Particle size: according to Ph.Eur. 2.1.4 Sieves.
Starting materials of botanical origin see part IV, appendix 2.2.

2.3. Starting materials of zoological origin

Starting materials of zoological origin are:

- Whole animals, organs, parts of organs dried or fresh;
- Animal secretions, extracts, blood products, calcareous products.

Lower animals as well as warm-blooded animals are used.

Animal husbandry and keeping must be adequate for the animal species (see also Council Directive (EEC) n° 2092/91). In particular in the case of warm-blooded species animals from well-monitored “Demeter” or biodynamic herds are preferentially used.

The starting materials of zoological origin must meet the requirements of the European and/ or relevant national pharmacopoeias regarding the preparation of medicinal products from materials of animal origin and with EU directives and/or national guidelines of the appropriate regulatory authorities. In particular the Ph.Eur. monographs on TSE safety (Ph.Eur. 50208), and viral safety (Ph.Eur. 50107) apply.

Animals must be healthy and in good hygienic condition. The intervals given in legislation after the administration of drugs to animals must be observed before the animals are used.

Health requirements, animal keeping, protection of species and processing of animals must comply with the relevant guidelines of responsible national authorities and those of the European Union, where applicable.

List of starting materials of zoological origin see part IV, appendix 2.3.

2.4. Starting materials that can be described chemically

Starting materials that can be described chemically are inorganic and organic substances.

Organic substances are generally of natural origin, e.g. purified fractions.

Preference should be given to clearly traceable substances, that comply with the quality standards in 2.1, 2.2, 2.3.

List of starting materials that can be described chemically see part IV, appendix 2.4.

2.5. Starting materials that have undergone special treatment (vegetabilisation methods)

Starting materials that have undergone a special treatment are: e.g. plants, parts of plants cultivated by special treatment (see part IIa, chapter 1.1. Vegetabilisation methods of substances used for mother tinctures).

List of starting materials that have undergone special treatment see part IV appendix 2.5.

2.6. Compositions

Different starting materials described in 2.1, 2.2, 2.3, 2.4, 2.5 undergo one or more pharmaceutical processes that will lead to a substance that cannot be described as an addition of its ingredients. The rationale for the synthesis is an anthroposophic formula, in accordance with the anthroposophic understanding of man and nature¹.

List of compositions see part IV, appendix 2.6.

3. Vehicles and excipients

Vehicles are auxiliary substances, which may be used for the production of active substances (e.g. ethanol to obtain an extract or lactose monohydrate to obtain a potentised preparation). Vehicles are also used in the production of mixtures (see part IIa, chapter 9).

Excipients are auxiliary substances, which may be used for the production of the pharmaceutical dosage forms (e.g. NaCl to obtain an isotonic solution for parenteral preparations). Excipients are also used in the production of mixtures (see part IIa, chapter 9).

Vehicles and excipients used in the manufacture of anthroposophic medicinal products comply with the relevant requirements of the European Pharmacopoeia or of the national pharmacopoeias used in the EU Member States.

4. Active substances

4.1. Starting materials

Active substances can be starting materials themselves or preparations.

Starting material used directly as active substances may be the final dosage form, e.g. a herbal tea.

4.2. Preparations

Preparations are obtained from one or more starting materials.

Preparations comply with the specifications described in part II or in the individual monograph.

Preparations can be the final dosage form or can be processed further, e.g. to obtain mixtures.

¹ As an example see: “Biodoron/Kephalodoron”, in Persephone N° 12, M. Kohlhasse editor; publisher Verlag am Goetheanum, Dornach, CH, 1998.

ANTHROPOSOPHIC PHARMACEUTICAL CODEX APC

PART IIa

General monographs of preparations and specific production methods (Pharmaceutical processes)

Table of Content Part IIa

Introduction.....	18
SURVEY OF GENERAL METHODS.....	20
CORRELATION TABLE OF GENERAL METHODS.....	22
1. SPECIAL TREATMENTS OF RAW MATERIALS.....	24
1.1. Vegetabilisation methods	24
2. METAL PREPARATIONS.....	25
2.1. Metal mirrors	25
3. TINCTURES, MOTHER TINCTURES, GLYCEROL MACERATES, VISCOUS EXTRACTS ...	26
3.1. Cold treated mother tinctures and liquid preparations thereof	26
3.2. Tinctures and mother tinctures made by macerations with water or ethanol/water....	27
3.3. Glycerol macerates	28
3.4. Liquid preparations made by maceration with oil.....	30
3.5. Mother tinctures made by percolation	30
3.6. Buffered aqueous mother tinctures manufactured under exclusion of oxidative influence.....	31
3.7. Fermented mother tinctures	32
3.8. Tinctures and mother tinctures made by digestion (Digestio)	33
3.9. Tinctures and mother tinctures made by infusion (Infusum)	34
3.10. Tinctures and mother tinctures made by decoction (Decoction)	35

3.11. Viscous extracts with heat treatment.....	36
3.12. Preparations made by distillation.....	37
3.13. Mother tinctures obtained by rhythmic application of heat and cold	38
4. SOLID STARTING MATERIALS OBTAINED BY HEAT.....	39
4.1. Toasted preparations – Tosta	39
4.2. Carbons – Carbones	40
4.3. Ashes – Cineres	40
5. SOLID PREPARATIONS FROM PLANTS	41
5.1. Solid preparations from fresh plants.....	41
5.2. Solid preparations from liquids, plant juices or liquid extracts	41
6. LIQUID DILUTIONS	42
7. COMPOSITIONS.....	43
7.1. Compositions made by treating two or more starting materials by one or more pharmaceutical processes	43
7.2. Compositions made by treating two or more extracts or mother tinctures of one plant by one or more pharmaceutical processes.....	43
7.3. Compositions made by treating one or more starting materials with one or more mother tinctures which undergo one or more pharmaceutical processes together.....	45
7.4. Compositions made by treating two or more extracts or mother tinctures and/or dilutions by one or more pharmaceutical processes.....	46
7.5. Compositions made by co-potentising.....	46
8. POTENTISED PREPARATIONS.....	46
9. MIXTURES	49

Introduction

Brief description of the main pharmaceutical processes applied in anthroposophic pharmacy

Several pharmaceutical processes are described in existing homoeopathic pharmacopoeias as “production methods”. These homoeopathic pharmacopoeial production methods can be seen as examples of the general anthroposophic pharmaceutical principle described in the general APC monographs of part IIa.

In anthroposophic pharmacy the treatment of the raw or starting materials can already be part of the pharmaceutical processing, e.g. a plant can be cultivated under treatment with a metal or mineral preparation.

Metals can either be used as a concentrated starting material or undergo a pharmaceutical process depending on the rationale of the anthroposophic therapeutics.

Preparations can be differentiated according to the thermal condition or treatment in the pharmaceutical process. Hereby follows a scheme concerning the related pharmaceutical processes applied to plant material and the main sphere of action.

The duration of the pharmaceutical processes is also important for the production of a preparation and is therefore prescribed in the specific methods in pharmacopoeias (cf. the survey on the following pages). Additionally a standing time is applied for many

Treatments in liquid phase

Pharmaceutical process	Heat/cold degree	Starting material	Main sphere of therapeutic action ^{1, 2}
Cold maceration	2 – 8 °C	fresh or dried plants, all parts	System of nerves and senses throughout the whole organism
Maceration	15 – 25 °C	fresh plants, all parts	system of nerves and senses throughout the whole organism
Rhythmic processing	4/37 °C	fresh plants, all parts	rhythmic system
Digestion	37 °C	fresh plants, leaves, flowers	rhythmic system, circulation
Infusion	60 – 90 °C	dried leaves, flowers	metabolic system, any type of gland
Decoction	ca 100 °C	dried roots, barks, seeds	metabolic system, digestive tract (stomach, intestine)
Distillation	steam, ca 100 °C	fresh or dried plants, all parts	metabolic system, digestion

Treatments in dry phase

Pharmaceutical process	Heat degree	Starting material	Main sphere of therapeutic action ^{1, 2}
Toasting	170 – 250 °C	dried plants, all parts, dried zoological starting material	metabolic system, digestion (liver)
Carbonisation	above 200 °C	dried plants, all parts, dried zoological starting material	metabolic system, kidney organisation
Ash process	above 500 °C	dried plants, all parts, dried zoological starting material	region of the lungs (respiration)

preparations in order to facilitate their maturation. A standing time can be part of the preparation method, e.g. for mother tinctures, extracts, compositions, mixtures or potentised preparations. The standing time may be different for different types of preparations and has to be defined in accordance with the characteristics of the preparation.

Preparations may be the final dosage form, be incorporated into the final dosage form or be processed further, e.g. by potentisation.

A crucially important pharmaceutical process is potentisation:

- Potentised preparations are gradually diluted substances, whereby at each diluting step a rhythmic succussion (liquid potencies) or trituration (solid potencies) has been carried out.
- During this process, the surface areas of the vehicle and the substance to be potentised are increased, and an even distribution is ensured by thorough mixing. The potentising time differs for different vehicles (e.g. solids and liquids). Anthroposophic pharmacy mainly uses decimal attenuations. For co-potentised preparations the ratio between active substances and the vehicle may vary, differing from 1:10 for homoeopathic co-potentising methods (see also Part IIa, 8. Potentised Preparations). Excluded periods for potentisation are normally due to cosmological aspects e.g. the time of day or solar eclipse related to the starting material.

¹ General scheme for the correlation between spheres of therapeutic action/ degree of potentisation:

Mother tincture – D10	Metabolic system
D11-D20	Rhythmic system
>D20	System of nerves and senses

See also:

International Federation of Anthroposophic Medical Associations, “The System of Anthroposophic Medicine”, pp. 26-28 at <https://www.ivaa.info/anthroposophic-medicine/introduction/>

² See IAAP brochure: “Basic Information on the Working Principles of Anthroposophic Pharmacy”, 2005, https://iaap-pharma.org/fileadmin/user_upload/pdf/publications/Basic_Information_on_the_Working_Principles_of_Anthroposophic_Pharmacy.pdf Meyer U. & Pedersen P.A. (ed.): Anthroposophische Pharmazie, Salumed Verlag Berlin 2016.

SURVEY OF GENERAL METHODS

Survey of general methods for the manufacturing of anthroposophic medicinal products and related specific production methods in pharmacopoeias.

General method of the APC	Related specific production method			
	Ph.Eur.Hom. (2371)	HAB	Ph.Helv.	APC
1. Special treatment of raw materials				
1.1. Vegetabilisation methods of substances used for mother tinctures			17.7.1.1, 17.7.1.2	1.1.1, 1.1.2
2. Metal preparations				
2.1. Metal mirrors			17.7.2.1 – 17.7.2.4	2.1.1, 2.1.2, 2.1.3, 2.1.4
3. Tinctures and oil extracts				
3.1. Cold treated mother tinctures and liquid preparations thereof		38	17.7.6	
3.2. Tinctures made by maceration with water or ethanol/water	1.1.1 – 1.1.11 1.3.1	12b, c, m, n, o, p, q	17.7.7.1	3.2.1, 3.2.2
3.3. Tinctures made by maceration with glycerol	2.1.1 – 2.1.3 2.2.1 – 2.2.4			3.3.1, 3.3.2, 3.3.3
3.4. Liquid preparations made by maceration with oil				3.4.1
3.5. Tinctures made by percolation	1.1.8 – 1.1.9		17.7.7.2	3.5.1
3.6. Buffered aqueous mother tinctures under exclusion of oxidative influence		32		
3.7. Fermented tinctures		53	17.7.7.3	3.7.1
3.8. Tinctures made by digestion (Digestio)	1.2.1 – 1.2.6 1.4.1		17.7.8.1	3.8.1, 3.8.2
3.9. Tinctures made by infusion (Infusum)	1.2.13, 1.4.4		17.7.8.3	3.9.1, 3.9.2, 3.9.3
3.10. Tinctures made by decoction (Decoction)	1.2.7 – 1.2.12 1.4.2 – 1.4.3	12k, l	17.7.8.4	3.10.1
3.11. Viscous extracts with heat treatment		12d – g, 57		

General method of the APC	Related specific production method			
	Ph.Eur.Hom. (2371)	HAB	Ph.Helv.	APC
3.12. Preparations made by distillation		52	17.7.8.5	3.12.1, 3.12.2
3.13. Tinctures obtained with rhythmic application of heat and cold	1.5.1-1.5.2	33 – 37, 51	17.7.9	3.13.1, 3.13.2.
4. Solid starting materials obtained by heat				
4.1. Toasted preparations (Tosta)			17.7.4.1	4.1
4.2. Carbons (Carbones)			17.7.4.2	4.2
4.3. Ashes (Cineres)			17.7.4.3	4.3
5. Solid preparations from plants and liquids (drying onto a vehicle)				
5.1. Solid preparations from fresh plants	4.1.1 – 4.1.2		17.7.5.1	5.1.1
5.2. Solid preparations from liquids, plant juices or aqueous extracts	4.2.1 – 4.2.2		17.7.5.2	5.2.1, 5.2.2, 5.2.3
6. Liquid dilutions	3.1.1 – 3.1.3			
7. Compositions			17.7.3	7.2.1 – 7.2.4
8. Potentised preparations		12j		8.1.1, 8.1.2, 8.2.1, 8.2.2
Potentising specifications in:	1 – 5	11, 15, 32 – 38, 39a, 39b, 45, 51, 53		Other APC Methods 8.3
9. Mixtures		12a, 12h, 12i, 16		

Note: How to read the table: Specific production methods are published in different pharmacopoeias e.g. in the Ph.Eur. or in the HAB. If a method (e.g. HAB 49), has been transferred into the Ph.Eur. (2371, 1.3.1), the number is no longer listed in the HAB column. Anthroposophic medicinal products may also be manufactured in accordance with individual specifications or monographs, see also Part I, chapter 1: For a correlation table, cf. the following pages.

CORRELATION TABLE OF GENERAL METHODS

HAB to other pharmacopoeias

	Correspondence					
	* Methods without a corresponding method in the HAB are used for preparation according to monographs of the Ph.fr. only					
	HAB	Ph.Eur. Hom.	Ph.Helv. or Ph.fr	APC (figures in brackets: related method)	used for (raw material from)	Ethanolic concentration of tincture (approx.) or extraction liquid (Ph.Eur.)
Tinctures made by maceration	1 a	1.1.1	17.7.7.1		fresh plant	ethanol 50 % V/V
	1 b	1.1.2	17.7.7.1		fresh plant latex	ethanol 36 % V/V
	2 a	1.1.3	17.7.7.1		fresh plant	ethanol 50 % V/V
	2 b	1.1.4	17.7.7.1		fresh plant	ethanol 36 % V/V
	3 a	1.1.5	17.7.7.1		fresh plant	ethanol 65 % V/V
	3 b	1.1.6	17.7.7.1		fresh plant	ethanol 57 % V/V
Tinctures made by maceration / percolation	3 c	1.1.7	17.7.7.1		fresh plant	ethanol 35 % V/V
	4 a	1.1.8	17.7.7.2	(3.5.1)	dried herbal drugs	ethanol, see monographs
Tinctures made by maceration	4 b	1.1.9	17.7.7.2		animal origin	ethanol, see monographs
	*	1.1.10	Ph.fr.		fresh plant or dried herbal drug	ethanol, see monographs
Dilutions	*	1.1.11	Ph.fr.		animal origin	ethanol, see monographs
	5 a	3.1.1				ethanol, see monographs
Triturations of solid raw material	5 b	3.1.2				water
	6	4.1.1				
Triturations of liquids	*	4.1.2	Ph.fr.			
	7	4.2.1				
Liquid preparations made from triturations	8 a	3.2.1				
	8 b	3.2.2				
Tinctures made by digestion	18 a	1.2.1	17.7.8.1	(3.8)	fresh plant	ethanol 50 % V/V
	18 b	1.2.2	17.7.8.1	(3.8)	fresh plant	ethanol 36 % V/V
	18 c	1.2.3	17.7.8.1	(3.8)	fresh plant	ethanol 65 % V/V
	18 d	1.2.4	17.7.8.1	(3.8)	fresh plant	ethanol 57 % V/V
	18 e	1.2.5	17.7.8.1	(3.8)	fresh plant	ethanol 35 % V/V
	18 f	1.2.6	17.7.8.1	(3.8)	dried herbal drugs	ethanol, see monographs
Tinctures made by decoction	19 a	1.2.7	17.7.8.4	(3.10)	fresh plant	ethanol 50 % V/V
	19 b	1.2.8	17.7.8.4	(3.10)	fresh plant	ethanol 36 % V/V
	19 c	1.2.9	17.7.8.4	(3.10)	fresh plant	ethanol 65 % V/V
	19 d	1.2.10	17.7.8.4	(3.10)	fresh plant	ethanol 57 % V/V
	19 e	1.2.11	17.7.8.4	(3.10)	fresh plant	ethanol 35 % V/V
	19 f	1.2.12	17.7.8.4	(3.10)	dried herbal drugs	ethanol, see monographs
Tinctures made by infusion	20	1.2.13	17.7.8.3	(3.9)	dried herbal drugs	ethanol, see monographs
Mother tinctures obtained by fermentation (rhythmic conditions)	21	1.5.1	17.7.9	(3.13.1)	fresh plant	
	22	1.5.2	17.7.9	(3.13.2)	fresh plant	
Aqueous mother tinctures made by decoction	23 a	1.4.3	17.7.8.4	3.10	dried herbal drugs	water
	23 b	1.4.2	17.7.8.4		fresh plant	water

	Correspondence					
	* Methods without a corresponding method in the HAB are used for preparation according to monographs of the Ph.fr. only					
	HAB	Ph.Eur. Hom.	Ph.Helv. or Ph.fr	APC (figures in brackets: related method)	used for (raw material from)	Ethanol concentration of tincture (approx.) or extraction liquid (Ph.Eur.)
Aqueous mother tinctures made by infusion made by digestion	24 a	1.4.4	17.7.8.3	3.9	dried herbal drugs	water
	24 b	1.4.1	17.7.8.1	3.8	fresh plant	water
Co-potentising	40 a	5.1.1		8.1.2		
	40 b	5.1.2		8.1.2		
	40 c	5.1.3		-		
Tinctures made by maceration	41 a	2.2.1		3.3	animal origin	glycerol
	41 b	2.2.2			animal origin	glycerol
	41 c	2.2.3			animal origin	glycerol
	41 d	2.2.4			blood components (from live horses)	glycerol
	42 a	2.1.1		3.3	animal origin	glycerol
	42 b	2.1.2			animal origin	glycerol
	*	2.1.3	Ph.fr.		herbal or animal origin	ethanol or glycerol, see monographs
Tinctures made by maceration	49	1.3.1			fresh plant	water

Corresponding table for ethanol concentration listed in HAB methods of production (H.5.4.4) and Ph.Eur. Hom. monograph 2371	HAB methods of production (H.5.4.4): ethanol concentration	Ph.Eur. Hom. 2371 ethanol concentration
	94 per cent m/m	96 per cent V/V
	86 per cent m/m	90 per cent V/V
	73 per cent m/m	80 per cent V/V
	62 per cent m/m	70 per cent V/V
	43 per cent m/m	50 per cent V/V
	30 per cent m/m	36 per cent V/V
	15 per cent m/m	18 per cent V/V

1. SPECIAL TREATMENTS OF RAW MATERIALS

In anthroposophic pharmacy treatment of the raw materials can be part of the pharmaceutically relevant processing, e.g. a plant can be cultivated under treatment with a preparation of a mineral, normally containing a specific metal.

1.1. Vegetabilisation methods (“vegetabilised metals”)

DEFINITION

Vegetabilisation of substances can be considered as a particular kind of potentiating process of metals or minerals taking place through nature. The potentiating process is carried out with plants and normally goes through three life cycles. The life cycle means one vegetation period (growing season) for annual, and two growing seasons for biennial plants. The substance and appropriate plant are chosen in accordance with the rationale of anthroposophic understanding of man and nature.

PREPARATION OF MINERAL SUBSTANCES

See APC Method 1.1.1 and 1.1.2.

CULTIVATION

The cultivation of vegetabilised metals is a three years process (for biennial plants 6 years), meaning three generations of plants are grown until the final plant can be further processed, for example to a mother tincture. This process is basically the same for each specific metal (mineral)-plant combination. Important for the cultivation process is, that each plant grows in the cultivation substrate and field soil specifically prepared for each vegetation period. The following is a cultivation description for each of the three growing seasons or life cycles. Exemptions have to be prescribed in individual monographs (e.g. *Bryophyllum*, *Equisetum arvense* and *Thuja occidentalis*).

1st life cycle:

The seeds are sown in soil, which has been treated with a diluted preparation of the concerned inorganic substance (approximately 50 – 200 g/m²). Alternatively, jars with cultivation substrate, mixed with 5 – 20 g diluted preparation/L can be used. In this case, the young growing plants are transferred to soil, which has been treated as mentioned above.

When the plants reach their full development, i.e. in the flowering stage, compost is made from these plants. For preparing that compost, the upper aerial parts of the specific plant are used as prescribed in the individual

monograph; the flowers or/and the leaves with petioles, possibly with stalks, but no woody parts are included. The plant material is mixed together with neutral plant-compost which activates the first composting processes. This metal plant-compost mixture is stored in terracotta pots which are buried almost completely in the soil in the same field used in that growing season. The composting process is continued during the whole winter until the next spring. In spring the compost is completed and ready to be used to treat the plants of the next growing season, the second life cycle.

2nd life cycle:

Seeds of the same species are sown in cultivation substrate or soil, which was treated with the compost, made from the plant of the 1st growing season. These plants (of the second life cycle) are also grown to their specific plant development stage (i.e. flowering). Compost is made from these plants, which is prepared in a way similar to the compost of the plants of the first life cycle. This compost is stored in terracotta pots, buried in the soil, in the field of the plants of the second life cycle.

3rd life cycle:

Seeds of the same species are sown in cultivation substrate or soil which was treated with compost made from the plants of the second vegetation period. The plants of the third growing season (third vegetation period) are cultivated to their specified harvest stage.

FURTHER PROCESSING

The harvested plants are processed into a mother tincture according to a manufacturing method of the Ph.Eur., HAB or the APC or are otherwise processed.

IDENTIFICATION, TESTS, ASSAY

According to the relevant tincture monograph (See Part IIa, chapters in section 3) or dried herbal drug.

RECOMMENDED DESIGNATION

The designation states:

- the fertilised plant,
- the substance used,
- the designation “cultum”, “culta”,
- the reference pharmacopoeia/codex.

Examples: *Tabacum Cupro cultum* APC, *Equisetum arvense Silicea cultum* APC

Specific pharmacopoeia/APC production methods to produce vegetabilised substances

APC Method 1.1.1 Vegetabilisation of substances of metallic origin (“vegetabilised metals”)

For the vegetabilisation of substances of metallic origin plants are treated with a diluted substance, prepared from either a naturally occurring metal or a metal containing mineral (ore).

PREPARATION OF METALLIC SUBSTANCE

The raw material for the manufacturing of the mineral substance is a naturally occurring metal or a metal containing mineral (ore). This is treated during several steps with mineral acids and other substances, containing the chemical elements C, H, N, O and S, to a complex composition containing the metal in a form whose chemical structure is not clearly defined. It is triturated with lactose monohydrate, the result being the metal substance D1: the content of the metal is 8 – 12 %. The metal substance D1 is diluted with a neutral material, e.g. cellulose or sucrose, to form the diluted metal substance that is ready for use. The calculated metal content of this diluted metal substance differs, according to the toxicity and natural abundance of the metal in the soil:

Au, Ag, Pb, Sn, Hg:	max. 100 ppm
Fe, Cu:	max. 1000 ppm

APC Method 1.1.2 Vegetabilisation of silicates

For the vegetabilisation of silicates plants are treated with appropriate mineral containing silica.

PREPARATION OF MINERAL SUBSTANCE

The raw material for the manufacturing of the mineral substance is a pulverised mineral silicate. This is treated during several steps with mineral acids and other substances, containing the chemical elements C, H, N, O and S, to a complex composition containing silicium in a form whose chemical structure is not clearly defined. It is triturated with lactose monohydrate; the result is the silica, particularly quartz substance D1: the content of silicium is 8 – 12 %, calculated as silicium dioxide .

The silica, particularly quartz substance D1 is diluted with a neutral material, e.g. cellulose or sucrose, to form the diluted silica, particularly quartz substance that is ready for use. The calculated content is max. 1 % silicium dioxide.

2. METAL PREPARATIONS

Metals can either be used as a concentrated starting material or undergo a pharmaceutical process depending on the rationale of the anthroposophic therapeutics.

2.1. Metal mirrors**DEFINITION**

By producing metal mirrors the metal is transformed through different states of aggregation. The metals or metal salts can be brought through a liquid state (melted or as solution), gas state or plasmatic state to be subsequently (obtained again) condensed in solid state as the pure metal.

Metal mirrors are deposits of metals in reduced state onto a surface by a specific method of production.

Metal mirrors, produced according to APC methods 2.1.1, 2.1.2 and 2.1.3 can be removed from the surface and may be potentised according to Ph.Eur. method 4.1.1 and 4.1.2 and HAB method 48.

TESTS

The following analytical tests are always carried out for the metal which is used as starting material to produce the mirror. The metal mirror itself is only tested when it is produced by the method of reduction of metal salts (2.1.3), the method of chemical vapour decomposition (2.1.2) or the method of sputtering (2.1.4). The metal mirror produced by the method of distillation (2.1.1) is tested after further processing as the first or second produced dilution.

IDENTIFICATION

At least one suitable identification test is carried out.

TESTS

see the individual monograph.

ASSAY

Content according to the individual monograph.

STORAGE

Store in a well-closed container.

RECOMMENDED DESIGNATION

The designation states:

- the metal used,
- the designation “metallicum praeparatum” (abbreviated met.praep.) or in the case of metal mirror foil the name of the metal followed of the word “mirror foil”,
- the reference pharmacopoeia/codex,

Examples: Argentum metallicum praeparatum APC 2.1.1., Cuprum mirror foil APC 2.1.4.

Specific pharmacopoeial/APC production methods to prepare metal mirrors

APC Method 2.1.1 Metal mirrors obtained by distillation

Metal mirrors prepared by distillation are obtained from the pure metal.

The pure metal is heated in appropriate equipment under vacuum until it evaporates. The temperature and the vacuum are to be chosen in such a way, that the metal is distilled. The metal vapour condenses onto the surface of the cooler parts of the distillation equipment, producing a metal mirror. The metal mirror is removed after cooling from the surface.

The exact conditions of the distillation are described in the individual monograph.

APC Method 2.1.2. Metal mirrors obtained by Chemical Vapour Decomposition, CVD

Metal mirrors prepared by chemical vapour decomposition are obtained from a volatile metal compound.

A volatile metal compound is distilled under vacuum in appropriate equipment. The temperature and the vacuum are to be chosen in such a way, that the metal compound is distilled. The vapour is further heated until decomposition of the metal compound. As a result, the pure metal condenses onto the surface of the distillation equipment, producing a metal mirror. After cooling the metal mirror is removed from the surface.

APC Method 2.1.3. Metal mirrors obtained by reduction

Metal mirrors prepared by reduction are obtained from an appropriate metal salt.

To a solution of a metal salt an appropriate reducing agent and reagents are added. The pure metal precipitates onto the surface of the reaction vessel producing the metal mirror. The metal mirror is removed from the surface, filtered from the solution, washed with purified water and ethanol (the concentration of ethanol depending of the nature of the used reagents), until foreign matters are no longer detectable in the rinsing water and then dried.

APC Method 2.1.4. Metal mirror foil

Metal mirror foils are prepared by magnetron atomization, a sputter technique. The metal is transformed into a plasma state and condensed onto a substrate as a metal mirror.

Using this plasma coating technique, the metal is released not by vapourisation through heating but the atoms are separated from the solid metal by bombardment with high energy ions and directly converted to the gaseous phase. The metal vapour so produced, condenses onto a substrate (e.g. PET foil) as a thin metal layer that with a layer thickness of 45 to 60 nm is highly reflective and can thus be used as a

metal mirror. The metal mirror foil is then covered with a cotton overlay.

The metal mirror foils must not be further processed and are used externally.

TESTS

Thickness of the mirror.

RECOMMENDED DESIGNATION

the reference pharmacopoeia/codex, for external use only.

3. TINCTURES, MOTHER TINCTURES, GLYCEROL MACERATES AND VISCOUS EXTRACTS

Tinctures, mother tinctures, glycerol macerates and viscous extracts are obtained from starting materials from botanical or zoological origin by pharmaceutical processes under cold condition (2 – 8 °C), at ambient temperature (15 – 25 °C), with heat treatment at different temperatures, by rhythmic application of heat and cold, by fermentation as well as by distillation. If applicable, vehicles e.g. water, ethanol, water/ethanol mixtures, glycerol, oils may be used. They may be processed further.

3.1. Cold treated mother tinctures and liquid preparations thereof**DEFINITION**

Cold treated mother tinctures are prepared from fresh (frozen) or dried herbal drugs. The maceration is carried out at a temperature of 2 – 8 °C using purified water, water for injections or isotonic solution.

PRODUCTION

If necessary, comminute the matter to be extracted. The prescribed quantity of extraction solvent according to the individual monograph is added to the starting material. Mix thoroughly and allow to stand in a closed container, where applicable protected from light, for an appropriate time (at least 7 days). Shake or stir occasionally. Express and filter.

IDENTIFICATION

At least one chromatographic identification test is carried out.

TESTS

pH (*Ph.Eur.* 2.2.3). Where applicable, the preparation complies with the limits prescribed in the individual monograph.

Dry residue (*Ph.Eur.* 2.8.16 or *H* 2.2.6). The pre-

paration complies with the limits prescribed in the individual monograph.

Relative density (*Ph.Eur.* 2.2.5). Where applicable, the preparation complies with the limits prescribed in the individual monograph.

Methanol (*Ph.Eur.* 2.9.11). Maximum 0.05 per cent V/V of methanol, unless otherwise authorised by a national official Pharmacopoeia, or another limit is justified and authorised.

ASSAY

An assay with quantitative limits is performed when starting materials with toxicologically or therapeutically relevant substances are used.

RECOMMENDED DESIGNATION

The designation states:

- the herbal drug used,
- where applicable, the fresh herbal drug used,
- where applicable, the ethanol content in the preparation,
- where applicable, the ratio of starting material to extraction liquid or of starting material to preparation,
- the reference pharmacopoeia/codex.

Specific pharmacopoeial/APC production methods to produce mother tinctures obtained under cold conditions (2 – 8 °C)

HAB Method 38

3.2. Tinctures and mother tinctures made by macerations with water or ethanol/water

DEFINITION

Tinctures and mother tinctures made by maceration with water or ethanol/water are liquids and are obtained from fresh (frozen) or dried matter of botanical or zoological origin. The maceration is carried out at a temperature not above 25 °C by using ethanol of a suitable concentration or purified water.

PRODUCTION

If necessary, comminute the matter to be extracted; animals are processed immediately after killing. The prescribed quantity of extraction solvent according to the individual monograph is added to the starting material. Mix thoroughly and allow to stand in a closed container at the required temperature, where applicable protected from light for an appropriate time. If necessary shake or stir occasionally. Express and filter, if necessary. Adjustment of the content of constituents may be carried out, if necessary, either by adding the extraction solvent of suitable concentration or by adding another macerate of the herbal or animal starting material used. If prescribed in the individual monograph, the tincture can be adjusted to the specified content by

concentration, carried out generally under vacuum.

IDENTIFICATION

At least one chromatographic identification test is carried out.

TESTS

Dry residue (*Ph.Eur.* 2.8.16 or *H* 2.2.6). The preparation complies with the limits prescribed in the individual monograph.

Relative density (*Ph.Eur.* 2.2.5). Where applicable, the preparation complies with the limits prescribed in the individual monograph.

Ethanol content (*Ph.Eur.* 2.9.10). Where applicable, the ethanol content complies with that prescribed in the individual monograph.

Methanol (*Ph.Eur.* 2.9.11). Maximum 0.05 per cent V/V of methanol, unless otherwise authorised by a national official Pharmacopoeia, or another limit is justified and authorised.

ASSAY

An assay with quantitative limits is performed when starting materials with toxicologically or therapeutically relevant substances are used.

STORAGE

Store in a well-closed container, protected from light.

RECOMMENDED DESIGNATION

The designation states:

- the herbal or animal matter used,
 - where applicable, the fresh herbal or animal matter used,
 - where applicable, the ethanol content in the preparation,
 - where applicable, the ratio of starting material to extraction liquid or of starting material to preparation,
- the reference pharmacopoeia/codex.

Specific pharmacopoeial/APC production methods to produce tinctures and mother tinctures made by macerations with water or ethanol/water

Ph.Eur.Hom. (2371) Methods

1.1.1 – 11

1.3.1

HAB Methods

1 – 4

12b, c, m, n, o

APC Method 3.2.1 (related to Ph.Eur.Hom. (2371) Method 1.1.8)

Mother tinctures according to APC Method 3.2.1 are prepared using the maceration methods given in the

Ph.Eur. monograph “Extracts” (0765). Use 1 part of dried plant or parts of plants to 20 parts of ethanol in suitable concentration (see HAB H 5.3), unless otherwise prescribed in the individual monograph. If adjustment to a given concentration is necessary, calculate the amount of ethanol required to obtain the concentration specified or used for production from the equation given in Ph.Eur.Hom. (2371) Method 1.1.1. Mix the calculated amount of ethanol with the filtrate. Allow to stand for not less than 5 days at a temperature not exceeding 20 °C, then filter if necessary.

POTENTISATION

The 2nd decimal dilution (D2) is made from
2 parts of the mother tincture and
8 parts of ethanol of the same concentration.

The 3rd decimal dilution (D3) is made from
1 part of 2nd decimal dilution and
9 parts of ethanol of the same concentration.

Unless a different ethanol concentration is specified, use ethanol 36 per cent (V/V) for D4 and then 18 per cent (V/V) for subsequent dilutions from D5 onwards and proceed accordingly.

APC Method 3.2.2 (related to HAB Method 12a)
Preparations according to APC Method 3.2.2 are tinctures for external use. They are prepared as follows: Use 1 part of dried plant or parts of plants to 10 parts of ethanol in suitable concentration (see HAB H 5.3), unless otherwise prescribed in the individual monograph.
Glycerol may be added up to 10 per cent.

3.3. Glycerol macerates

DEFINITION

Glycerol macerates comply with the definition in Ph.Eur. monograph 1038. They are prepared from fresh (frozen) or dried matter of botanical or zoological origin. The maceration is carried out at the required temperature (not above 25 °C) using glycerol of a suitable concentration or a glycerol solution containing sodium chloride.

PRODUCTION

Lower animals are killed immediately before processing; the parts of warm-blooded animals are processed immediately after being killed. Killing is carried out with respect for the animal suffering. Commminute the matter to be extracted. Add the prescribed quantity of extraction solvent according to the individual monograph to the raw material. Mix

thoroughly and allow to stand in a closed container at a temperature not above 25 °C, protected from light for an appropriate time. If necessary shake or stir occasionally. Express and filter, if necessary.

Adjustment of the content of constituents may be carried out, if necessary, either by adding the extraction solvent of suitable concentration or by adding another macerate of the starting material of botanical or animal origin used.

IDENTIFICATION

At least one chromatographic or electrophoretic (animal matter) identification test is carried out.

TESTS

Conductivity (*Ph.Eur.* 2.2.38). Where applicable, the preparation complies with the limits prescribed in the individual monograph.

Relative density (*Ph.Eur.* 2.2.5). The preparation complies with the limits prescribed in the individual monograph. Alternatively, the refractive index can be used.

Refractive index (*Ph.Eur.* 2.2.6). Where applicable (preparations according to APC Methods 3.3.1 and 3.3.2), the refractive index of the preparation is measured in appropriate equipment, this measure indicates the water content in the glycerol¹, and this value is called η_m indicating the refractive index of the macerate. This measure is used to calculate the proportion of glycerol of the macerate. This calculation is made based on the following equation:

$$\% \text{ Glycerol } m/m = \frac{\eta_m - 1.3195}{0.0016} \quad (\text{eq.1})^1$$

Electrophoresis (*Ph.Eur.* 2.2.31). Where applicable, the preparation complies with the characteristics prescribed in the individual monograph.

Microbiological examination (*Ph.Eur.* 2.6.12, 2.6.13). Where applicable, the macerate complies with the limits prescribed.

ASSAY

An assay with quantitative limits is performed when starting materials with toxicologically or therapeutically relevant substances are used.

STORAGE

Store in a well-closed container, protected from light.

¹ Miner, Carl S. & Dalton, N.N: (ed.). *Glycerol*, American Chemical Society, Monograph Series, n° 117. Reinhold Publishing Corp., New York 1953.

RECOMMENDED DESIGNATION

The designation states:

- the dried herbal drug or animal matter used,
- where applicable, the fresh herbal drug or animal matter used,
- the glycerol content of the solvent used for the preparation,
- where applicable, the ratio of starting material to extraction liquid or of starting material to macerate,
- the reference pharmacopoeia/codex.

Specific pharmacopoeial/APC production methods to produce glycerol macerates

Ph.Eur.Hom. (2371) Methods

2.1.1 – 2.1.3

2.2.1 – 2.2.4

APC Method 3.3.1

Glycerol macerates according to APC Method 3.3.1 are prepared from 3 parts of fresh (frozen) matter of botanical or zoological origin and 7 parts of glycerol by maceration.

The prescribed quantity of glycerol is added to the starting material. Mix thoroughly and allow to stand in a closed container for an appropriate time according to the individual monograph. If necessary, shake or stir occasionally. Express and filter, if necessary.

The content of glycerol is determined using measurement of refractive index and should be 70–85 % (*m/m*) of the total mass, calculated based on the equation above (refractive index). Adjustment of the final content of glycerol to 85 % is carried out using measurement of refractive index, and adding glycerol.

Adjustment of the content of constituents may be carried out, if necessary, by adding another macerate of the herbal or animal starting material used.

POTENTISATION

The 1st decimal dilution (D1) is made from

- 1 part of the mother tincture and
- 2 parts of water or 2 parts of a mixture of 74 parts of glycerol and 26 parts of water

The 2nd decimal dilution (D2) is produced from

- 1 part of the 1st decimal dilution and
- 9 parts of a mixture of 74 parts of glycerol and 26 parts of water

Subsequent dilutions are produced accordingly.

APC Method 3.3.2

Glycerol macerates according to APC Method 3.3.2 are prepared from 1 part of dried plants or parts of plants, 2 parts of purified water and 7 parts of glycerol by

maceration.

The prescribed quantity of purified water is added to the starting material. Allow standing in a closed container for 6 hours. After that, the prescribed quantity of glycerol is added to the mixture. Mix thoroughly and allow to stand in a closed container for an appropriate time according to the individual monograph. If necessary, shake or stir occasionally. Express and filter, if necessary.

The content of glycerol is determined using measurement of refractive index and should be 75–85 % (*m/m*) of the total mass, calculated based on the equation above (refractive index). Adjustment of the final content of glycerol to 85 % is carried out using measurement of refractive index, and adding glycerol. Adjustment of the content of constituents may be carried out, if necessary by adding another macerate of the herbal or animal starting material used.

APC METHOD 3.3.3

Mother tinctures according to APC Method 3.3.3 are prepared from killed or freshly slaughtered animals or parts thereof by maceration with glycerol as vehicle (glycerol macerates).

To produce the first decimal dilution (D1), disperse 1 part of finely minced animal material in 9 parts of glycerol (85 per cent), allow to macerate for at least 2 h, then succuss. Where justified, the addition of 1 part of glycerol (85 per cent) to 1 part of animal material before the mincing is accepted. Filter when necessary. In the case of very small amounts of animal material, it is allowed to prepare the 2nd or the 3rd decimal dilution by dispersing 1 part of finely minced animal material in 99 resp. 999 parts (= D2 resp. D3) of glycerol (85 per cent).

POTENTISATION

Where the mother tincture corresponds to the 1st decimal dilution ($\emptyset = D1$), the 2nd decimal dilution (D2) is produced from:

- 1 part of the mother tincture (D1);
- 9 parts of glycerol (85 per cent) or ethanol (18 per cent V/V).

The 3rd decimal dilution (D3) is produced from:

- 1 part of the 2nd decimal dilution;
- 9 parts of ethanol (18 per cent V/V).

Subsequent dilutions are produced as stated for D3.

Where the mother tincture corresponds to the 2nd or 3rd decimal dilution ($\emptyset = D1$), the 3rd or the 4th decimal dilution, respectively (D3 or D4) is produced from:

- 1 part of the mother tincture (D2 or D3)

9 parts of ethanol (18 per cent V/V).
Subsequent dilutions are produced accordingly.

3.4. Liquid preparations made by maceration with oil

DEFINITION

Liquid preparations prepared by maceration with oil are prepared from fresh (frozen) or dried matter of botanical or zoological origin. The maceration is carried out at the required temperature (not above 25 °C) mostly by using arachis oil or olive oil.

PRODUCTION

If necessary, comminute the matter to be extracted. When animal matter is used, lower animals are killed immediately before processing, the parts of warm-blooded animals being processed immediately after killing. Killing is carried out with respect for the animal suffering, e.g. according to HAB H 5.2.4. The prescribed quantity of extraction solvent according to the individual monograph is added to the starting material. Mix thoroughly and allow to stand in a closed container at the required temperature, protected from light for an appropriate time. If necessary shake or stir occasionally. Express and filter, if necessary. Adjustment of the content of constituents may be carried out, if necessary, either by adding the extraction solvent of suitable concentration or by adding another macerate of the herbal or animal starting material used.

IDENTIFICATION

At least one chromatographic identification test is carried out.

TESTS

Relative density (*Ph.Eur.* 2.2.5). The preparation complies with the limits prescribed in the individual monograph.

Refractive index (*Ph.Eur.* 2.2.6). The preparation complies with the limits prescribed in the individual monograph.

Peroxide value (*Ph.Eur.* 2.5.5). Where applicable, the preparation complies with the limits prescribed in the individual monograph.

ASSAY

An assay with quantitative limits is performed when starting materials with toxicologically or therapeutically relevant substances are used.

STORAGE

Store in a well-closed container, protected from light.

RECOMMENDED DESIGNATION

The designation states:

- the dried herbal drug or animal matter used,
- where applicable, the fresh herbal drug or animal matter used,
- where applicable, the solvent used for the preparation,
- where applicable, the ratio of starting material to extraction liquid or of starting material to preparation,
- the reference pharmacopoeia/codex.

Specific pharmacopoeial/APC production methods to produce liquid preparations made by maceration with oil

APC Method 3.4.1

Preparations made according to APC Method 3.4.1 are oil extracts for external use prepared from 1 part of lower animals and 10 parts of arachis oil, refined (*Ph.Eur.*) as follows:

After having killed the animals with CO₂, the animals are minced and mixed thoroughly with 10 parts of arachis oil, refined (*Ph.Eur.*). Protect the mixture from light. The extraction time should not exceed 8 hours. Then filter.

3.5. Mother tinctures made by percolation

DEFINITION

Mother tinctures made by percolation are prepared from fresh (frozen) or dried herbal drugs. The percolation is carried out at room temperature using ethanol of suitable concentration or purified water.

PRODUCTION

If necessary, comminute the herbal drug to be extracted to pieces of suitable size. Mix thoroughly with a portion of the prescribed extraction solvent and allow to stand for an appropriate time. Transfer to a percolator and allow the percolate to flow slowly making sure that the matter to be extracted is always covered with the remaining extraction solvent. The residue may be pressed out and the expressed liquid combined with the percolate.

Adjustment of the content of constituents may be carried out, if necessary, either by adding the extraction solvent of suitable concentration or by adding another percolate of the herbal drug used for the preparation.

IDENTIFICATION

At least one chromatographic identification test is carried out.

TESTS

Relative density (*Ph.Eur.* 2.2.5). Where applicable, the preparation complies with the limits prescribed in the individual monograph.

Dry residue (*Ph.Eur.* 2.8.16 or *H* 2.2.6). The preparation complies with the limits prescribed in the individual monograph.

Methanol (*Ph.Eur.* 2.9.11). Maximum 0.05 per cent V/V of methanol, unless otherwise authorised by a national official Pharmacopoeia, or another limit is justified and authorised.

ASSAY

An assay with quantitative limits is performed when starting materials with toxicologically or therapeutically relevant substances are used.

STORAGE

Store in a well-closed container, protected from light.

RECOMMENDED DESIGNATION

The designation states:

- the fresh herbal drug used,
- where applicable, the dried herbal drug used,
- where applicable, the ethanol content in the preparation,
- where applicable, the ratio of starting material to extraction liquid or of starting material to preparation,
- the reference pharmacopoeia/codex.

Specific pharmacopoeial/APC production methods to produce mother tinctures made by percolation

| Ph.Eur.Hom. (2371), Methods 1.1.8, 1.1.9
HAB Methods 4

| **APC Method 3.5.1** (related to Ph.Eur.Hom. (2371) Method 1.1.8)

Mother tinctures according to APC Method 3.5.1 are prepared using the percolation methods given in the Ph.Eur. monograph “Extracts” (0765). Use 1 part of dried plant or parts of plants to 20 parts of ethanol in suitable concentration (see HAB H 5.3), unless otherwise prescribed in the individual monograph. If adjustment to a given concentration is necessary, calculate the amount of ethanol required to obtain the concentration specified or used for production from the equation given in Ph.Eur.Hom. (2371) Method 1.1.1. Mix the calculated amount of ethanol with the filtrate. Allow to stand for not less than 5 days at a temperature not exceeding 20 °C, then filter if necessary.

The 2nd decimal dilution (D2) is made from 2 parts of the mother tincture and 8 parts of ethanol of the same concentration.

The 3rd decimal dilution (D3) is made from 1 part of 2nd decimal dilution and 9 parts of ethanol of the same concentration.

Unless a different ethanol concentration is specified, use ethanol 50 per cent (V/V) for subsequent dilutions from D4 onwards and proceed accordingly.

3.6. Buffered aqueous mother tinctures manufactured under exclusion of oxidative influence

DEFINITION

Buffered aqueous mother tinctures manufactured under exclusion of oxidative influence are produced by exhaustive extraction of fresh (frozen) plants or parts of plants under the exclusion of atmospheric oxygen with a buffer.

If the fresh plant material is not processed immediately, it must be stored in liquid nitrogen. The loss on drying (*H* 2.8.1) must be determined before it is placed in liquid nitrogen.

From 1 part of the plant material an amount of mother tincture, prescribed in the individual monograph, is produced according to HAB Method 32. This amount is determined in a validation and depends on the loss on drying of the harvested plant material. The mother tincture corresponds to the 2nd decimal dilution (mother tincture = D2).

At first add a defined amount of ascorbate phosphate buffer solution to the plant material and then finely reduce this mixture to a slurry. Under further size reduction, add a quantity of ascorbate phosphate buffer solution, sufficient for achieving the required amount of extract. Express, filter and adjust to the required volume with ascorbate phosphate buffer solution.

According to the individual monograph the production of the mother tincture may require the addition of a second extract from material of the same plant species harvested at a different season. In this case mix the extracts in an appropriate apparatus to a composition (see Chapter 7) and then dilute in a defined proportion with ascorbate phosphate buffer solution. This composition is the mother tincture (=D2).

Potentiation is generally carried out according to HAB Method 32.

Buffered aqueous mother tinctures and their liquid dilutions are exclusively intended for parenteral dosage

forms. Before they are processed to finished products, the mother tincture (D2) and the liquid dilution D3 must be stored for between 6 weeks and 1 year. Any eventual sediment must be excluded from the further processing.

IDENTIFICATION

At least one chromatographic identification test is carried out.

TESTS

Loss on drying (*H 2.8.1*). Loss on drying of the residue after filtration.

Sterility (*Ph.Eur. 2.6.1*). If buffered aqueous mother tinctures and their liquid dilutions are stored before further processing, they must comply with the test.

Proportion of original extracts: Where applicable, the proportion of both extracts in the composition is determined e.g. by HPLC or by other suitable methods.

Methanol (*Ph.Eur. 2.9.11*). Maximum 0.05 per cent V/V of methanol, unless otherwise authorised by a national official Pharmacopoeia or another limit is justified and authorised.

ASSAY

An assay with quantitative limits is performed when starting materials with toxicologically or therapeutically relevant substances are used.

STORAGE

Store in a well-closed, airtight container.

RECOMMENDED DESIGNATION

The designation states:

- the herbal drug used,
- the amount of herbal drug used,
- the reference pharmacopoeia/codex.

Specific pharmacopoeial/APC production methods to produce buffered aqueous mother tinctures manufactured under exclusion of oxidative influence

HAB Method 32

3.7. Fermented mother tinctures

DEFINITION

Fermented mother tinctures are aqueous preparations from fresh (frozen) or dried herbal drugs prepared by fermentation at room temperature.

PRODUCTION

If necessary, comminute the herbal drug. Add purified water according to the individual monograph and mix

thoroughly. If stated in the individual monograph, add the prescribed fermenting agent. Allow to stand at room temperature for the time prescribed in the individual monograph protected from air, from light and, if necessary, from oxidation. Hereafter express and filter, if necessary.

Adjustment of the content of constituents may be carried out with purified water or by adding purified water to the residue and expressing again.

IDENTIFICATION

At least one chromatographic identification test is carried out.

TESTS

pH (*Ph.Eur. 2.2.3*). The preparation complies with the limits prescribed in the individual monograph.

Dry residue (*Ph.Eur. 2.8.16 or H 2.2.6*). The preparation complies with the limits prescribed in the individual monograph.

Relative density (*Ph.Eur. 2.2.5*). The preparation complies with the limits prescribed in the individual monograph.

Methanol (*Ph.Eur. 2.9.11*). Maximum 0.05 per cent V/V of methanol, unless otherwise authorised by a national official Pharmacopoeia, or another limit is justified and authorised.

ASSAY

An assay with quantitative limits is performed when starting materials with toxicologically or therapeutically relevant substances are used.

STORAGE

Store in a well-closed container, protected from light.

RECOMMENDED DESIGNATION

The designation states:

- the fresh herbal drug used,
- where applicable, the dried herbal drug used,
- where applicable, the ratio of starting material to extraction liquid or of starting material to preparation,
- the reference pharmacopoeia/codex.

Specific pharmacopoeial/APC production methods to produce fermented mother tinctures

HAB Method 53

APC Methods 7.2.1, 7.2.3, 7.2.4

APC Method 3.7.1 (see also Compositions 7.2.1)

Mother tinctures according to APC Method 3.7.1 are prepared from fresh plants or parts of plants following the procedure given below.

Finely comminute the plants or parts of plants and mix 1 part of the plant mass with 1 part of purified water. Leave to ferment at 20 to 24 °C with the exclusion of air, ending the fermentation when the pH of the fermentation liquid has fallen to between 4 and 5.

Then express and weigh the expressed liquid. The weight of the expressed liquid is equal to 2 parts and is mixed with 1 part of a mixture of 0.95 parts of ethanol 96 per cent (V/V) and 0.05 parts of purified water. This tincture can together with another tincture of the same plant undergo a special pharmaceutical process leading to a composition according to method 7.2.1.

This procedure is followed for plants harvested in the summer and for plants of the same species, harvested in the winter. The mother tincture is produced by composing equal parts of the two tinctures.

POTENTISATION

The 1st decimal dilution (D1) is made from 3 parts of the mother tincture and 7 parts of ethanol 36 per cent (V/V).

The 2nd decimal dilution (D2) is made from 1 part of the 1st decimal dilution and 9 parts of ethanol 18 per cent (V/V).

Subsequent dilutions are produced as stated for D2.

RECOMMENDED DESIGNATION

Preparations according to APC Method 3.7.1 carry the designation „ferm APC 3.7.1“.

3.8. Tinctures and mother tinctures made by digestion (Digestio)

DEFINITION

Tinctures and mother tinctures made by digestion are liquids prepared from fresh (frozen) or dried plants or parts of plants by heat treatment usually at 37 °C and additional maceration. The digestion is carried out using ethanol of a suitable concentration or purified water.

PRODUCTION

If necessary, comminute the plant or parts of plants to be extracted. The quantity of extraction liquid is added according to the individual monograph. Mix thoroughly and warm to 35 – 39 °C. Then keep at 35 – 39 °C in a covered container. Allow to stand at this temperature for the time prescribed in the individual monograph, stirring occasionally. After cooling, allow to stand at room temperature in a well-closed container,

protected from light for the time described in the individual monograph. Add ethanol of appropriate concentration if prescribed. If necessary shake or stir occasionally. Express and filter, if necessary.

Adjustment of the content of constituents may be carried out by diluting, either with the same liquid used for the digestion or with another digestion of the same raw material.

If prescribed in the individual monograph, the tincture can be adjusted to the specified content by concentration, carried out carefully and generally under vacuum.

IDENTIFICATION

At least one chromatographic identification test is carried out.

TESTS

pH (*Ph.Eur.* 2.2.3). Where applicable the preparation complies with the limits prescribed in the individual monograph.

Dry residue (*Ph.Eur.* 2.8.16 or *H* 2.2.6). The preparation complies with the limits prescribed in the individual monograph.

Relative density (*Ph.Eur.* 2.2.5). The preparation complies with the limits prescribed in the individual monograph.

Methanol (*Ph.Eur.* 2.9.11). Maximum 0.05 per cent V/V of methanol, unless otherwise authorised by a national official pharmacopoeia, or another limit is justified and authorised.

ASSAY

An assay with quantitative limits is performed when starting materials with toxicologically or therapeutically relevant substances are used.

STORAGE

Store in a well-closed container, protected from light.

RECOMMENDED DESIGNATION

The designation states:

- the dried herbal drug used,
- where applicable, the fresh herbal drug used,
- where applicable, the ethanol content in the preparation,
- where applicable, the ratio of starting material to extraction liquid or of starting material to preparation,
- the designation “Digestio” or “ethanol. Digestio” if ethanol is used,
- the reference pharmacopoeia/codex.

Specific pharmacopoeial/APC production methods to produce tinctures and mother tinctures made by digestion

Ph.Eur.Hom. (2371) 1.2.1 – 6

Ph.Eur. Hom. (2371) 1.4.1

PC Method 3.8.1

Tinctures according to APC Method 3.8.1 are prepared from fresh plants with purified water as follows:

Comminute the plants or parts of plants unless otherwise prescribed in the monograph. The amount of plants or parts of plants and purified water are defined by the monograph. Introduce the amount of purified water into a round-bottomed flask, place in a water bath and heat up to 48 – 52 °C. Add the plants or parts of plants whereby the flask should be a half to three quarters full, mix thoroughly. Close the flask hermetically. Keep the mixture at 48 – 52 °C for 6 hours. Allow to cool to 35 – 39 °C in the course of 20 – 24 hours and maintain this temperature for 64 – 72 hours with occasional stirring. Allow to cool. Tinctures according to APC Method 3.8.1 which are prepared with purified water only, are generally processed immediately to solid preparations (see method 5.2 “Solid preparations from liquids, plant juices or liquid extracts”).

Digestion with temperature regulation and stabilization with ethanol

For digestion with temperature regulation and ethanolic stabilization (designated as ethanol. stab. Digestio) fresh plant material is mixed with water as the extraction liquid, warmed to 48 - 52 °C and kept at this temperature for 6 hours. Over the course of 20 to 24 hours the mixture is cooled to 35 - 39 °C and kept at this temperature for 72 hours. After cooling the expressed liquid is stabilized with a prescribed quantity of ethanol.

RECOMMENDED DESIGNATION

Preparations made according to APC Method 3.8.1 carry the designation “Digestio APC 3.8.1”. The same applies to preparations made from them. Preparations made according to APC Method 3.8.1 with addition of ethanol carry the designation “ethanol. stab. digestio ”

APC METHOD 3.8.2

Method 3.8.2 is used for fresh plants.

Mother tinctures prepared according to APC Method 3.8.2 are ethanolic digestions prepared by heat treatment with additional maceration as described below.

Comminute appropriately the plant or the parts of plants. To 1 part of the comminuted plant add 3.1 parts of ethanol 24 per cent V/V. Warm the mixture in a well-closed container to 37 °C and maintain this temperature for 1 h. Cool, allow to stand for not less

than 10 days, stirring the mixture or swirling the container from time to time, then express the mixture and filter the resulting liquid. The filtrate is the mother tincture.

3.9. Tinctures and mother tinctures made by infusion (Infusum)

DEFINITION

Tinctures and mother tinctures made by infusion are prepared from adequately prepared dried plant material by adding boiling purified water. If ethanol (of the prescribed concentration) is used, the quantities of ethanol and purified water are added separately.

PRODUCTION

If necessary, comminute the plant material. Boiling purified water is used for extraction. If ethanol of suitable concentration is used, the quantity of ethanol is either used prior to extraction for moistening the dried plant material for the time prescribed or added to the mixture after cooling. Allow to stand in a well-closed container for the time prescribed. If only purified water is used as solvent, it is also used for moistening and to make up the final mass if prescribed. Express and filter, if necessary. If only purified water is used as solvent the preparation is processed further immediately.

IDENTIFICATION

At least one chromatographic identification test is carried out.

TESTS

Dry residue (*Ph.Eur.* 2.8.16 or *H* 2.2.6). The preparation complies with the limits prescribed in the individual monograph.

Relative density (*Ph.Eur.* 2.2.5). The preparation complies with the limits prescribed in the individual monograph.

Methanol (*Ph.Eur.* 2.9.11). Maximum 0.05 per cent V/V of methanol, unless otherwise authorised by a national official Pharmacopoeia, or another limit is justified and authorised.

Sterility (*Ph.Eur.* 2.6.1). Applicable only if the infusion is a stored aqueous preparation.

ASSAY

An assay with quantitative limits is performed when starting materials with toxicologically or therapeutically relevant substances are used.

STORAGE

Store in a well-closed container, protected from light, if the tincture contains ethanol.

If aqueous tinctures made by infusion are stored they

must meet the requirements of sterility (Ph.Eur. 2.6.1).

RECOMMENDED DESIGNATION

The designation states:

- the herbal drug used,
- where applicable, the ethanol content in the preparation,
- where applicable, the ratio of starting material to extraction liquid or of starting material to preparation,
- the designation “Infusum” or “ethanol. Infusum”, if ethanol is used,
- the reference pharmacopoeia/codex.

Specific pharmacopoeial/APC production methods to produce tinctures and mother tinctures made by infusion

Ph.Eur.Hom. (2371) 1.2.13

Ph. Eur.Hom. (2371) 1.4.4

APC Method 3.9.1 (related to Ph.Eur. Method 1.2.13)

Mother tinctures according to APC Method 3.9.1 are prepared from dried plants or parts of plants, using 1 part of the plant material and 10 parts of ethanol of the concentration, prescribed in the individual monograph as follows:

Add the amounts of ethanol and purified water required to obtain the prescribed ethanol concentration separately.

Unless a degree of comminution is specified in the monograph, comminute the herbal drug appropriately, add the total amount of boiling purified water, cover and allow to stand until room temperature is reached, for not more than 12 h. Compensate any water loss by evaporation and add the required amount of ethanol. Allow to stand in a well-closed container for 24 – 36 h, stirring occasionally. Express and filter.

POTENTISATION

The mother tincture corresponds to the 1st decimal dilution ($\emptyset = D1$).

The 2nd decimal dilution (D2) is made from 1 part of the mother tincture and 9 parts of ethanol of the same concentration as calculated for the mother tincture.

Subsequent decimal dilutions are produced accordingly; in this process the ethanol concentration is reduced with each step in the succession – 50 – 36 – 18 per cent (V/V) until the 18 per cent level is reached.

RECOMMENDED DESIGNATION

Preparations made according to APC Method 3.9.1 carry the designation “ethanol. stab. infusum”. The same applies to preparations made from them.

APC Method 3.9.2 (related to HAB Method 20) deleted

APC Method 3.9.3

Mother tinctures according to APC Method 3.9.3 are prepared from fresh or dried plants or parts of plants, using 1 part of the plant material and 10 parts of water or according to the individual monograph.

Comminute the starting material and add the total amount of boiling purified water, cover and allow to stand until room temperature is reached, for not more than 12 h. Compensate any water loss. Allow to stand in a well-closed container for 24 – 36 h, stirring occasionally. Express and filter.

POTENTISATION

The mother tincture corresponds to the 1st decimal dilution ($\emptyset = D1$).

The 2nd decimal dilution (D2) is made from 1 part of the mother tincture and 9 parts of glycerol 85 % (m/m).

Subsequent dilutions are produced as stated for D2.

3.10. Tinctures and mother tinctures made by decoction (Decoction)

DEFINITION

Tinctures and mother tinctures made by decoction are prepared from fresh or dried plants or parts of plants that have been allowed to boil with ethanol of a suitable concentration or purified water or extracted with glycerol 85 % at 100°C.

PRODUCTION

If necessary, comminute the plants or parts of plants, add the prescribed quantity of extraction solvent according to the individual monograph and mix thoroughly. Heat the mixture to boiling (in the case of glycerol 85 % to 100°C), if necessary under reflux, maintaining at boiling temperature (in the case of glycerol 85 % at 100°C) for the time prescribed, usually 30 min. After cooling allow to stand in a well-closed container protected from light at room temperature for the time described in the individual monograph. If necessary, shake or stir occasionally. Express and filter, if necessary.

Adjustment of the content of constituents may be carried out by diluting, either with the same liquid used for the decoction or with another decoction of the same raw material.

If prescribed in the individual monograph, the tincture can be adjusted to the specified content by concentration, carried out carefully and generally under vacuum.

IDENTIFICATION

At least one chromatographic identification test is carried out.

TESTS

Dry residue (*Ph.Eur. 2.8.16 or H 2.2.6*). The preparation complies with the limits prescribed in the individual monograph.

Relative density (*Ph.Eur. 2.2.5*). The preparation complies with the limits prescribed in the individual monograph.

Methanol (*Ph.Eur. 2.9.11*). Maximum 0.05 per cent V/V of methanol, unless otherwise authorised by a national official pharmacopoeia, or another limit is justified and authorised.

ASSAY

An assay with quantitative limits is performed when starting materials with toxicologically or therapeutically relevant substances are used.

STORAGE

Store in a well-closed container, protected from light.

RECOMMENDED DESIGNATION

The designation states:

- the herbal substance used,
- where applicable, the fresh or dried herbal drug used,
- where applicable, the ethanol content in the preparation,
- where applicable, the ratio of starting material to extraction liquid or of starting material to preparation,
- the designation “Decoctum” or “ethanol. Decoctum”, if ethanol is used,
- the reference pharmacopoeia/codex.

Specific pharmacopoeial/APC production methods to produce tinctures and mother tinctures made by decoction

HAB Methods 12k, 12l, 12q

Ph.Eur.Hom. (2371) 1.2.7 – 12

Ph.Eur. Hom. (2371) 1.4.2 – 3

APC Method 3.10.1 (related to Ph.Eur. Method 1.2.12)

APC Method 3.10.1. is used for dried herbal drugs. Mother tinctures according to APC Method 3.10.1 are ethanolic decoction prepared by heat treatment with ethanol of an appropriate concentration as specified in the individual monograph with additional maceration as described below.

1 part of dried herbal drug is macerated with 20 parts of ethanol of the appropriate concentration (anhydrous,

96 per cent V/V – 94 per cent m/m,
90 per cent V/V – 86 per cent m/m,
80 per cent V/V – 73 per cent m/m,
70 per cent V/V – 62 per cent m/m,
50 per cent V/V – 43 per cent m/m,
36 per cent V/V – 30 per cent m/m,
18 per cent V/V – 15 per cent m/m),
unless otherwise prescribed in the individual monograph.

Unless otherwise prescribed, comminute the herbal drug, mix thoroughly with the total amount of ethanol of the appropriate concentration and heat to boiling under reflux, maintaining at boiling temperature for 30 min unless otherwise specified in the individual monograph. Cool or allow to cool and leave the mixture to stand in a closed container for 12 – 36 h. Separate the residue from the ethanol and, if necessary, press out. In the latter case, combine the 2 liquids obtained.

Adjust to the concentrations required in the individual monograph in accordance with Ph.Eur.Hom. (2371) Method 1.1.8.

POTENTISATION

The 2nd decimal dilution (D2) is made from 2 parts of the mother tincture and 8 parts of ethanol of the same concentration.

The 3rd decimal dilution (D3) is made from 1 part of the 2nd decimal dilution and 9 parts of ethanol of a reduced concentration as given below.

Subsequent decimal dilutions are produced accordingly; in this process the ethanol concentration is reduced with each step in the succession 96 – 90 – 80 – 70 – 50 – 36 – 18 per cent (V/V) until the 18 per cent level is reached.

3.11. Viscous extracts with heat treatment

DEFINITION

Viscous extracts with heat treatment are prepared from fresh or dried herbal drugs using a fatty or mineral oil or glycerol 85 % as extraction liquid with heat.

PRODUCTION

If necessary, comminute the herbal drug. Ethanol 96 per cent (V/V) may be added to moisten the plant material. The prescribed quantity of the extraction liquid (mostly peanut, olive, sesame or sunflower oil, liquid paraffin, or glycerol 85 %) is added and mixed thoroughly with the herbal drug. The mixture is heated at the prescribed temperature and allowed to stand in a closed container for an appropriate time. Extraction temperature and time are prescribed in the individual monograph.

Finally express and filter. If necessary, the empty space of the container is filled with a protecting gas.

IDENTIFICATION

At least one chromatographic identification test is carried out.

TESTS

Relative density (*Ph.Eur.* 2.2.5). The preparation complies with the limits prescribed in the individual monograph.

Refractive index (*Ph.Eur.* 2.2.6). The preparation complies with the limits prescribed in the individual monograph.

Peroxide value (*Ph.Eur.* 2.5.5). Where applicable, the preparation made with a vegetable oil complies with the limits prescribed in the individual monograph.

ASSAY

An assay with quantitative limits is performed when starting materials with toxicologically or therapeutically relevant substances are used.

STORAGE

Store in a well-filled, airtight container, protected from light and heat. If necessary, the empty space in the container of oil extracts is filled with an inert gas.

RECOMMENDED DESIGNATION

The designation states:

- the fresh herbal drug used,
- where applicable, the dried herbal drug used,
- the extraction liquid used,
- where applicable, the ratio of starting material to extraction liquid or of starting material to preparation,
- an indication of the extraction temperature,
- the reference pharmacopoeia/codex.

Specific pharmacopoeial/APC production methods to produce viscous extracts with heat treatment

HAB Methods 12 d-g
HAB Method 57

Individual Monographs:
Cydonia oblonga, fruit, glycerol extract with heat treatment 1:2.1.

3.12. Preparations made by distillation (Distillates)

DEFINITION

Distillates are prepared from fresh plants or parts of plants or dried plants, organic or inorganic substances by steam distillation or water-and-steam distillation.

The distillation can be done in the presence of other substances that will not interfere with the final composition of the distillate. This process can be repeated several times in a rhythmic sequence of evaporation/condensation. Distillated preparations can be part of a more complex formulation that is composed by several fractions. Distillated preparations can be used as starting materials or finished products and can be potentised.

PRODUCTION

According to the specific methods or the individual monograph.

IDENTIFICATION

At least one chromatographic identification test is carried out.

TESTS

Dry residue (*Ph.Eur.* 2.8.16 or *H* 2.2.6). The preparation complies with the limits prescribed in the individual monograph.

Relative density (*Ph.Eur.* 2.2.5). Where applicable, the preparation complies with the limits prescribed in the individual monograph.

Methanol (*Ph.Eur.* 2.9.11). Maximum 0.05 per cent V/V of methanol, unless otherwise authorised by a national official pharmacopoeia or another limit is justified and authorised.

RECOMMENDED DESIGNATION

Distillates and derived dosage forms carry the designation „destillata“.

Specific pharmacopoeial/APC production methods to produce preparations made by distillation

APC Method 3.12.1 Preparations made by ethanolic distillation (related to HAB Method 52)

Distillates according to APC method 3.12.1 are prepared from fresh plants or parts of plants following the procedure given below.

Comminute the plant material. Pour 8 parts of ethanol 90 per cent (V/V) over 100 parts of plant mass. Leave to stand in a closed container for at least 24 h, then steam distil, ending the steam distillation when 50 parts of distillate have been collected.

The mother tincture is made from
1 part of distillate and
1 part of ethanol 18 per cent (V/V).

POTENTISATION

The 1st decimal dilution (D1) is made from

1 part of the mother tincture and
9 parts of ethanol 18 per cent (V/V).
Subsequent dilutions are produced as stated for D1.

APC Method 3.12.2 Preparations made by aqueous distillation

Distillates according to APC Method 3.12.2 are preparations of fresh or dried starting materials from mineral, vegetal and animal source, obtained by aqueous distillation.
Comminute the material. To 1 part of material add water according to the individual monograph, then heat with flame source, ending the distillation when 50 parts of distilled have been collected or according to the individual monograph.

The aqueous distillation can be done in the presence of other substances that will not interfere with the final composition of the final distillate.

3.13. Mother tinctures obtained by rhythmic application of heat and cold

DEFINITION

Mother tinctures obtained by rhythmic application of heat and cold are aqueous preparations from fresh or dried herbal drugs or saps from fresh herbal drugs, obtained by fermentation under cold and heat application.

PRODUCTION

Comminute the herbal drug appropriately. Add purified water. If stated in the individual monograph, add the prescribed fermenting agent.
It is also possible to ferment the expressed plant sap or the finely minced fresh plant without addition of purified water. Treat rhythmically with application of heat (generally 37 °C) and cold (generally 4 °C). Where required, express and filter after the time prescribed in the individual monograph. Salts, specific plant ashes, metals or minerals may be added according to the individual monograph.

IDENTIFICATION

At least one chromatographic identification test is carried out.

TESTS

pH (*Ph.Eur.* 2.2.3). The preparation complies with the limits prescribed in the individual monograph.

Dry residue (*Ph.Eur.* 2.8.16 or *H* 2.2.6). The preparation complies with the limits prescribed in the individual monograph.

Relative density (*Ph.Eur.* 2.2.5). Where applicable, the preparation complies with the limits prescribed in the individual monograph.

Methanol (*Ph.Eur.* 2.9.11). Maximum 0.05 per cent V/V of methanol, unless otherwise authorised by a national official pharmacopoeia, or another limit is justified and authorised.

ASSAY

An assay with quantitative limits is performed when starting materials with toxicologically or therapeutically relevant substances are used.

STORAGE

Store in a well-closed container, protected from light, at 8 – 15 °C.

RECOMMENDED DESIGNATION

The designation states:

- the herbal drug used,
- where applicable, the fresh herbal drug used,
- where applicable, the name of the salt, metal or mineral added,
- where applicable, the ratio of starting material to extraction liquid (e.g. 1:2) or of starting material to preparation (e.g. DER 1:2).
- the designation „ferm“ (with water and fermenting agents) or „Rh“ (fermented plant sap without fermenting agents),
- the reference pharmacopoeia/codex.

Specific pharmacopoeial/APC production methods to produce mother tinctures obtained with rhythmic application of heat and cold

Ph.Eur.Hom. 1.5.1

Ph.Eur.Hom. 1.5.2

HAB Methods 33

HAB Methods 34

HAB Methods 35

HAB Method 36

HAB Methods 37

HAB Methods 51

APC Method 3.13.1 (related to Ph.Eur.Hom. 1.5.1)

Rh mother tinctures according to APC Method 3.13.1 are prepared from fresh plants generally yielding more than 50 per cent of expressed liquid, as follows:

Comminute the plants immediately after harvesting and express. Transfer the expressed juice to containers and subject to the diurnal hot-cold rhythm (“Rh”) described below until fermentation is complete. Each morning, warm the expressed liquid to 35 – 39 °C over a period of 30 – 90 min and maintain

at this temperature. Each evening, cool the expressed liquid to 2 – 6 °C over a period of 30 – 90 min and maintain at this temperature.

Stir the liquid for 180 – 200 min during both temperature phases at the beginning, gradually decreasing to 10 min at the end of the fermentation process. During the phases in which the temperature is changed and the liquid being stirred, it is exposed to natural light. The rest of the time the liquid is left to stand in the dark. If the pH prescribed in the individual monograph is not reached after 35 days, continue the fermentation process until the pH is reached (maximum 55 days). Filter (nominal pore size not greater than 15µm) as soon as fermentation has ceased.

POTENTISATION

Aqueous dilutions

The 1st decimal dilution (D1) is made from 1 part of Rh mother tincture and 9 parts of water for injections.

Subsequent decimal dilutions are produced as stated for D1.

Ethanollic dilutions

The 1st decimal dilution (D1) is made from 1 part of Rh mother tincture and 9 parts of ethanol 18 per cent (V/V).

Subsequent decimal dilutions are produced as stated for D1.

RECOMMENDED STORAGE CONDITIONS:

Store the mother tincture at 2°C to 15°C, in an airtight container, protected from light.

RECOMMENDED DESIGNATION

Preparations made according to APC Method 3.13.1 carry the designation “Rh”; the same applies to preparations made from them. If ethanol 18 per cent (V/V) is used from the 1st decimal dilution onwards, state this on the label.

APC Method 3.13.2 (related to Ph.Eur.Hom. 1.5.2) Rh mother tinctures according to APC Method 3.13.2 are prepared from fresh plants, generally yielding distinctly less than 50 per cent of expressed liquid, as follows:

Comminute the plants immediately after harvesting. Subject the plant material to the diurnal hot-cold rhythm (“Rh”) for 7 – 14 days. Each morning, warm the plant material to approximately 35 – 39 °C and maintain at this temperature. Each evening, cool

the plant material to 2 – 6 °C and maintain at this temperature.

Then express. Transfer the expressed juice to containers and subject to the diurnal hot-cold rhythm (“Rh”) and the light exposure as described under method 3.13.1.

POTENTISATION

Aqueous dilutions

The 1st decimal dilution (D1) is made from

1 part of Rh mother tincture and 9 parts of water for injections. Subsequent decimal dilutions are produced as stated for D1.

Ethanollic dilutions

The 1st decimal dilution (D1) is made from 1 part of Rh mother tincture and 9 parts of ethanol 18 per cent (V/V).

Subsequent decimal dilutions are produced as stated for D1.

RECOMMENDED STORAGE CONDITIONS:

Store the mother tincture at 2°C to 15°C, in an airtight container, protected from light.

RECOMMENDED DESIGNATION

Mother tinctures made according to APC Method 3.13.2 carry the designation “Rh”; the same applies to preparations made from them. If ethanol 18 per cent (V/V) is used from the 1st decimal dilution onwards, state this on the label.

4. SOLID STARTING MATERIALS OBTAINED BY HEAT

Heat treatment can be applied directly to solid starting materials from botanical or zoological origin without addition of a vehicle. The heat treatment may be performed under presence or reduced presence of oxygen.

Solid starting materials obtained by heat include toasted preparations (Tosta), carbons (Carbones) and ashes (Cineres).

4.1. Toasted preparations – Tosta

DEFINITION

Toasted preparations are obtained from dried plants or parts of plants or solid, dried animal matter by toasting. Toasted preparations are dry, usually brownish and have an intense and characteristic odour.

The substances to be toasted are crushed, if necessary, and are exposed to a heat source for the prescribed time. During the process water evaporates and the matter becomes brown or brownish. This is achieved through control of the heat supply, usually 170 – 250 °C and by tossing the material during this procedure. The toasted substance is powdered.

Particle size of the raw material and the endpoint of the toasting is prescribed in the individual monograph, e.g. as colour or as loss of weight. The toasted substance is powdered.

Toasted substances may be potentised according to Ph.Eur. 4.1.1.

IDENTIFICATION

According to the individual monograph.

TESTS

The tests are carried out according to the individual monograph, where applicable.

ASSAY

An assay is carried out according to the individual monograph, where applicable.

STORAGE

Store in a well-closed container.

RECOMMENDED DESIGNATION

The designation states:

- the name of herbal or animal matter used,
- the designation “tostus/a/um/”, example: Spongia tosta,
- the reference pharmacopoeia/codex.

Specific pharmacopoeial/APC production methods to produce toasted preparations.

According to the individual monograph.
Ph.Helv 17.7.4.1

4.2. Carbons – Carbones

DEFINITION

Carbons are obtained from dried plants or parts of plants or dried animal matter. They are dry, brittle, and generally black substances.

The plant or animal matter is heated to a temperature usually above 200 °C under reduced presence of oxygen to produce the carbonised deposit. The carbonised substance is powdered.

Carbons may be potentised according to Ph.Eur 4.1.1.

IDENTIFICATION

The identification is carried out according to the

individual monograph.

TESTS

The tests are carried out according to the individual monograph, where applicable:

- Acidity or Alkalinity,
- Acid-soluble substances,
- Adsorption power,
- Alkali-soluble coloured matter,
- Cyanide,
- Ethanol-soluble substances,
- Fluorescent substances,
- Heavy metals (e.g. Ph.Eur. 2.4.8),
- Loss on drying (Ph.Eur. 2.2.32),
- Sulfated ash (Ph.Eur. 2.4.14),
- Sulfide,
- Total ash (Ph.Eur. 2.4.16),
- Zinc.

ASSAY

An assay is carried out according to the individual monograph, where applicable.

STORAGE

Store in a well-closed container.

RECOMMENDED DESIGNATION

The designation states:

- the name of the herbal or animal matter used,
- the designation “Carbo”, example: Carbo Gentianae,
- the reference pharmacopoeia/codex.

Specific pharmacopoeial/APC production methods to produce carbons

Ph.Helv. 17.7.4.2

4.3. Ashes – Cineres

DEFINITION

Ashes are obtained from dried plants or parts of plants or dried animal matter. They are generally fine, amorphous, white, grey, beige or brown powders.

The herbal or animal matter is incinerated generally at a temperature above 500 °C.

Ashes may be potentised according to Ph.Eur. 4.1.1.

IDENTIFICATION

The identification is carried out according to the individual monograph.

TESTS

The tests are carried out according to the individual monograph, where applicable:

- Acid insoluble substances,
- Arsenic (*e.g. Ph.Eur. 2.4.2*),
- Heavy metals (*e.g. Ph.Eur. 2.4.8*),
- Loss on drying (*Ph.Eur. 2.2.32*).

ASSAY

Where applicable Cinis complies with the individual monograph.

STORAGE

Store in a well-closed container with a desiccant if necessary.

RECOMMENDED DESIGNATION

The designation states:

- the name of the herbal or animal substance used,
- the designation "Cinis", example: Cinis Tabaci,
- the reference pharmacopoeia/codex.

Specific pharmacopoeial/APC production methods to produce ashes

Ph. Helv. 17.7.4.3

5. SOLID PREPARATIONS FROM PLANTS (DRYING ONTO A VEHICLE)

Solid preparations from plants are obtained either by drying fresh plants, plant juices or liquid extracts onto a vehicle.

5.1. Solid preparations from fresh plants**DEFINITION**

Solid preparations of fresh plants are prepared by drying fresh plant material onto suitable vehicles *e.g.* lactose monohydrate.

PRODUCTION

Comminute the fresh plant material, and mix thoroughly with the vehicle in order to adsorb its liquid part. Dry the mixture gently and mill if necessary.

The preparation can be potentised according to Ph.Eur. Hom. (2371) Methods 4.1.1 and 4.1.2.

IDENTIFICATION

At least one chromatographic test is carried out.

TESTS

Loss on drying (*Ph.Eur. 2.2.32*): The solid preparation

complies with the limits prescribed in the individual monograph.

Microbiological quality (*Ph.Eur. 5.1.4*): (Non-aqueous preparations for oral use).

ASSAY

An assay with quantitative limits is performed when raw materials with toxicologically or therapeutically relevant substances are used.

STORAGE

Store in a well-closed container, protected from light.

RECOMMENDED DESIGNATION

The designation states:

- the name of the plant material used,
- the quantity used,
- the vehicle used,
- the reference pharmacopoeia/codex.

Specific pharmacopoeial/APC production methods to produce solid preparations from fresh plants

Ph.Eur.Hom. (2371) Method 4.1.1

APC Method 5.1.1

Preparations according to APC Method 5.1.1 are solid preparations of fresh plants prepared by drying fresh herbal drugs onto lactose monohydrate.

Comminute the plants or parts of plants. To 1 part of the plant material add the required amount of lactose monohydrate, usually 2.9 parts unless otherwise prescribed in the individual monograph. Mix thoroughly. Dry the moist mixture gently until it reaches the dryness required. Mill, if necessary, then sieve as specified in the individual monograph and remix thoroughly.

POTENTISATION

The preparation can be potentised according to Ph.Eur. Hom. (2371) Methods 4.1.1 and 4.1.2.

The 1st decimal dilution (D1) is made from 3 parts of the solid preparation and 7 parts of lactose monohydrate

5.2. Solid preparations from liquids, plant juices or liquid extracts**DEFINITION**

Solid preparations of liquids are prepared by drying plant juices, tinctures, liquid extracts or solutions or their dilutions onto suitable vehicles *e.g.* lactose monohydrate.

The expressed juice or the tincture from the fresh plant material or the solution is mixed thoroughly with the

vehicle. The mixture is dried gently and milled if necessary.

The preparation can be potentised according to Ph.Eur. Hom. (2371) Methods 4.1.1 and 4.1.2.

PRODUCTION

According to the specific methods or the individual monograph.

IDENTIFICATION

At least one chromatographic test is carried out.

TESTS

Loss on drying (*Ph.Eur.* 2.2.32). The solid preparation complies with the limits prescribed in the individual monograph.

Microbiological quality (*Ph.Eur.* 5.1.4). (Non-aqueous preparations for oral use)

ASSAY

An assay with quantitative limits is performed when raw or starting materials with toxicologically or therapeutically relevant substances are used.

STORAGE

Store in a well-closed container, protected from light.

RECOMMENDED DESIGNATION

The designation states:

- the name of the plant material used,
- the quantity used,
- the vehicle used,
- the reference pharmacopoeia/codex.

Specific pharmacopoeial/APC production methods to produce solid preparations from liquid extracts/plant juices

Ph.Eur.Hom. (2371) Methods (refer to potentisation)
4.1.1
4.1.2

APC Method 5.2.1

Preparations according to APC Method 5.2.1 are solid preparations from fresh plant juices prepared by drying the fresh plant juice onto lactose monohydrate or another excipient.

The quantity of lactose monohydrate added to 1 part of the expressed plant juice must always be such as to obtain 2 parts of dried granulate, taking the mass of the dry residue from the plant juice into consideration. Mix thoroughly and dry, until the granulate reaches the dryness required. Mill, if necessary, then sieve as specified in the individual monograph and remix thoroughly. For granulation it may be necessary to concentrate the plant juice under reduced pressure.

APC Method 5.2.2

Preparations according to APC Method 5.2.2 are solid preparations from fresh plant juices prepared by drying the fresh plant juice onto lactose monohydrate or another excipient.

The expressed plant juice of 1 part of the fresh plant is added to 3 parts of lactose monohydrate unless otherwise prescribed in the individual monograph to obtain a wet granulate. Dry the wet granulate gently until it reaches the dryness required. Mill, if necessary, then sieve as specified in the individual monograph and remix thoroughly. Before granulation it may be necessary to concentrate the plant juice under reduced pressure.

APC Method 5.2.3

Preparations according to APC Method 5.2.3 are solid preparations from aqueous extracts prepared by drying aqueous extracts of fresh plants onto lactose monohydrate or another excipient.

Mix 1 part of the comminuted fresh plants with 0.15 parts of purified water. Then express the mixture. The expressed aqueous extract is added to 4 parts of lactose monohydrate unless otherwise prescribed in the individual monograph to obtain a wet granulate. Dry the wet granulate gently until it reaches the dryness required. Mill, if necessary, then sieve as specified in the individual monograph and remix thoroughly. Before granulation it may be necessary to concentrate the aqueous extract under reduced pressure.

6. LIQUID DILUTIONS

DEFINITION

Liquid dilutions are prepared by dissolving one or more starting materials in an appropriate vehicle. The liquid obtained may be directly potentised.

PRODUCTION

The starting material is dissolved in the appropriate vehicle. Dissolution may require heating or stirring. The separation of a residue may be necessary.

Where necessary, immediately after the dissolution the first potentisation step is carried out in accordance with the individual monograph.

IDENTIFICATION

Liquid dilutions are identified using a suitable method.

TESTS

Appearance (*Ph.Eur.* 2.2.1, 2.2.2). Where applicable, the preparation complies with the limits described in the individual monograph.

pH (*Ph.Eur.* 2.2.3). Where applicable, the preparation complies with the limits prescribed in the individual monograph.

Dry residue (*Ph.Eur.* 2.8.16 or *H* 2.2.6). Where applicable, the liquid solution complies with the limits prescribed in the individual monograph.

Relative density (*Ph.Eur.* 2.2.5). The preparation complies with the limits prescribed in the individual monograph.

ASSAY

Where applicable, liquid solutions of chemically defined starting materials are assayed.

STORAGE

Store in a well-closed container, protected from light.

RECOMMENDED DESIGNATION

The designation states:

- the name of the substance dissolved,
- the quantity dissolved,
- where applicable, the degree of potentiation,
- the reference pharmacopoeia/codex.

Specific pharmacopoeia/APC production methods to produce liquid dilutions

Ph.Eur.Hom. (2371) Methods

3.1.1

3.1.2

HAB Methods 5

7. COMPOSITIONS

Compositions are active substances which are obtained when two or more starting materials and/or preparations with or without excipients and/or vehicles are processed together in a pharmaceutical process that will lead to a new substance (unit). The rationale for composing is the anthroposophic understanding of man, nature, substance and processing. Compositions may be directly used as an active substance or can be potentised or diluted for any dosage form.

7.1. Compositions made by treating two or more starting materials by one or more pharmaceutical processes

DEFINITION

Compositions made by treating two or more starting materials or preparations by one or more pharmaceutical processes are prepared by combining starting materials in a defined ratio according to the

individual monograph using a specified process (e.g. specified mixing, heat treatment, chemical process).

PRODUCTION

According to the specific methods or the individual monograph.

IDENTIFICATION/TESTS

According to the nature of the composition. The components of the composition comply with the requirements of the relevant monographs.

RECOMMENDED DESIGNATION

The designation states:

- the name of the composition,
- the composition of the product (quantity of the ingredients),
- reference pharmacopoeia/codex.

Specific APC production methods to produce compositions according to 7.1

Examples (see appendix 2.6): Anis-Pyrit, Cinis e fructibus Avenae sativae cum Magnesio phosphorico (1:1), Ferrum-Quarz, Hepar-Magnesium, Hepar sulfuris, Kalium aceticum comp., Plumbum mellitum, Solutio Sacchari comp. (mineral compositions according to the model of a plant).

7.2. Compositions made by treating two or more extracts or mother tinctures of one plant by one or more pharmaceutical processes

DEFINITION

Compositions made by treating two or more mother tinctures of one plant by pharmaceutical processes are prepared from extracts (mother tinctures) of the same plant species harvested at different seasons, i.e. at different stages of development. According to the individual monograph the extracts are combined in a defined ratio by a specific pharmaceutical process possibly using specific equipment. Adjustment of concentration, of pH, and of osmolality may be carried out.

PRODUCTION

According to the specific methods or the individual monograph.

IDENTIFICATION/TESTS

According to the nature of the composition. The components of the composition comply with the requirements of the relevant monographs.

RECOMMENDED DESIGNATION

The designation states:

- the name of the composition,
- the composition of the product (quantity of the ingredients),
- reference pharmacopoeia/codex.

Specific pharmacopoeial APC production methods to produce compositions according to 7.2

HAB Method 32

HAB Method 38

See appendix 2.6, for example *Viscum album* compositions.

APC Method 7.2.1 (see also APC Method 3.7.1)

Compositions according to APC Method 7.2.1 are produced from fresh plants or parts of plants by the following procedure:

Finely comminute the plants or parts of plants and mix 1 part of the plant mass with 1 part of purified water. Leave to ferment at 20 to 24 °C with the exclusion of air, ending the fermentation when the pH of the fermentation liquid has fallen to between 4 and 5. Then express and weigh the expressed liquid. The weight of the expressed liquid is equal to 2 parts and is mixed with 1 part of a mixture of 0.95 parts of ethanol 96 per cent (V/V) and 0.05 parts of purified water. This tincture is stored until it will undergo another pharmaceutical process with a second tincture of the same plant. This procedure is followed for plants harvested in summer and for plants of the same species, harvested in winter.

The mother tincture is a composition, produced by unifying equal parts of the two tinctures.

The mother tincture can be potentised as follows:

The 1st decimal dilution (D1) is made from 3 parts of the mother tincture and 7 parts of ethanol 36 per cent (V/V).

The 2nd decimal dilution (D2) is made from 1 part of the 1st decimal dilution and 9 parts of ethanol 18 per cent (V/V). Subsequent dilutions are produced as stated for D2.

RECOMMENDED DESIGNATION

Preparations according to APC Method 7.2.1 carry the designation „ferm APC 7.2.1“.

APC Method 7.2.2 Compositions of aqueous extracts and liquid preparations thereof

Compositions according to APC Method 7.2.2 are

mother tinctures produced from fresh (frozen) plants or parts of plants by the following procedure.

The plants or parts of plants are comminuted in a grinder, pressed in appropriate boxes and frozen at – 10 °C to – 30 °C. The plants or parts of plants are combined to a specific formulation: Plants and parts of plants from winter harvest with plants from spring harvest to give the so called winter formulation. Plants from summer harvest with plants from autumn harvest to give the so called summer formulation.

5 parts of frozen plants are extracted for 1 – 4 h at 10 – 20 °C with 95 parts of 0.09 % sodium chloride solution in a container with stirring. The coarse plants or plant parts are separated by centrifugation. The centrifugate is filled up to 100 parts with 0.09 percent sodium chloride solution and filtered. The winter formulation produces the so called winter extract, the summer formulation the so called summer extract. If the extract is to be stored, sterile filtration must take place.

The composition is produced by composing three parts of winter extract and one part of summer extract as described below.

The winter extract is stirred in a specially constructed gilded mixing vessel. The summer extract is allowed to drop from the top of the vessel into the vortex of the winter extract. The osmolality is adjusted by adding sodium chloride and the pH is adjusted to 6.1 – 6.3 by adding sodium hydroxide solution. If the composition is to be stored, sterile filtration must take place. The composition (mother tincture) can be used directly or can be used for further dilutions. The addition of antioxidants or substances for pH adjustment is allowed.

Dilutions are obtained by diluting the composition. At a temperature between 10 °C and 25 °C the necessary amount of 0.9 percent sodium chloride solution is stirred in a vessel; the composition is dropped from the top into the vortex. The dilution series is: (Composition + sodium chloride solution) e.g. 3+2 (30 mg), 2+3 (20 mg), 1+4 (10 mg), 1+9 (5 mg), 1+49 (1mg), 1+499 (0.1 mg); 1+4999 (0.01 mg). If the dilution is to be stored, sterile filtration must take place.

RECOMMENDED DESIGNATION

The amount of herbal drug (fresh plant) which was extracted to achieve 1 mL/2 mL of the final preparation.

APC Method 7.2.3 and 7.2.4 Compositions of fermented aqueous extracts and liquid preparations thereof

Compositions according to APC Method 7.2.3 and 7.2.4 are mother tinctures produced from fresh plants

or parts of plants by the following procedure.

Finely comminute the plants or parts of plants and mix 1 part of the plant mass with 1.318 parts of purified water, 0.03 parts of sucrose, and 0.002 parts of a *Lactobacillus plantarum* suspension, $10^9 - 10^{10}$ cfu/mL and mix thoroughly. Leave to ferment for 3 days at 20 to 27 °C with the exclusion of air. Then express and weigh the expressed liquid. If (except for the berries) gentle pressure applied to the plant residue does not achieve a final mass of extract equal to 2 parts, pour a sufficient amount of purified water over the plant residue and express gently. Use the resulting extract to make the extract up to 2 parts. If prescribed in the individual monograph, adjust the pH to 5.0 – 6.5 by adding sodium hydroxide.

Follow the same procedure for plant material harvested in the summer and for plant material of the same species, harvested in the winter. However, for the winter harvest, process the berries and the other plant parts separately according to the method described above and use 1.328 parts of purified water and 0.02 parts of sucrose. Also, leave the berry mixture to ferment for 4 days.

If the extracts are stored for further processing, they must comply with the test for sterility (Ph.Eur. 2.6.1).

The composition is produced by composing equal parts of the summer and the combined winter extracts as described below.

Method 7.2.3

Mix two parts of summer extract with 3 parts of water for injections.

Mix one part of winter extract of plant material and one part of extract of berries with 3 parts of water for injections.

Method 7.2.4

Mix two parts of summer extract with 3 parts of water for injections. Mix one part of winter extract of plant material and one part of extract of berries with a mixture of 0.002 parts of a metal salt trituration from the D4 potentisation step and 2.998 parts of water for injections.

Methods 7.2.3 and 7.2.4

Feed the mixture of the winter extracts continuously onto the centre of a rotating disk. At the same time, feed the summer extracts continuously onto the slightly raised edge of the disk. The blended mixture flows continually off over the edge of the disk. Filter the mixture; the filtrate is the mother tincture. If the mother tincture is stored for further processing, it must comply with the test for sterility (Ph.Eur. 2.6.1).

The dilution series is (composition or dilution +

water for injections): 1+9 (20 mg), 1+19 (10 mg, corresponding to a 1:20 dilution); 1+39 (5 mg); 1 + 99 (2 mg);

1 part 1:20 dilution + 9 parts water for injections (1:200 or 1 mg); 1 part 1:200 dilution + 9 parts water for injections (1:2,000 or 0.1 mg); 1 part 1:2,000 dilution + 9 parts water for injections (1:20,000 or 0.01 mg); 1 part 1:20,000 dilution + 9 parts water for injections (1:200,000 or 0.001 mg); 1 part 1:200,000 dilution + 9 parts water for injections (0.0001 mg). To prepare the final preparation, add sodium chloride to the water for injections to obtain an isotonic solution.

Compositions produced according to methods 7.2.3 and 7.2.4 may be potentised according to chapter 8.

RECOMMENDED DESIGNATION

The amount of herbal drug (fresh plant) which was extracted to achieve 1 mL of the final preparation.

STORAGE

Store the mother tincture in a well-closed container at 2 – 8 °C.

7.3. Compositions made by treating one or more starting materials with one or more mother tinctures which undergo one or more pharmaceutical processes together

DEFINITION

Compositions made by treating one or more starting materials with one or more mother tinctures are obtained by combining one or more starting materials with one or more stocks in a defined ratio according to the individual monograph.

PRODUCTION

According to the specific methods or the individual monograph.

IDENTIFICATION/TESTS

According to the nature of the composition. The components of the composition comply with the requirements of the relevant monographs.

RECOMMENDED DESIGNATION

The designation states:

- the name of the composition,
- the composition of the product (quantity of the ingredients),
- reference pharmacopoeia/codex.

Specific pharmacopoeial/APC production methods to produce compositions according to 7.3

Examples (see appendix 2.6): Cissus-Ossa.

7.4. Compositions made by treating two or more extracts or mother tinctures and/or dilutions by one or more pharmaceutical processes

DEFINITION

Composition made by treating two or more extracts or mother tinctures and/or dilutions by pharmaceutical processes are prepared according to an individual monograph prescribing the combination of the ingredients in a defined ratio by a specific pharmaceutical process using specific equipment.

PRODUCTION

According to the individual monograph.

IDENTIFICATION/TESTS

According to the nature of the composition. The components of the composition comply with the requirements of the relevant monographs.

RECOMMENDED DESIGNATION

The designation states:

- the name of the preparation,
- the composition of the product (quantity of the ingredients),
- reference pharmacopoeia/codex.

Specific pharmacopoeial/APC production methods to produce compositions according to 7.4

Examples (see appendix 2.6): Onopordum acanthium, Folium rec., ethanol. Digestio (1:3.1) with 1 – 2 % Hyoscyamus niger, Herba rec. Ø, see also Plantago lanceolata and Primula.

7.5. Compositions made by co-potentising

DEFINITION

Compositions made by co-potentising are prepared from two or more starting materials and/or preparations (e.g. mother tinctures, potencies) by co-potentising over one or more steps.

PRODUCTION

According to APC Method 8.1 or the individual monograph.

IDENTIFICATION/TESTS

According to the nature of the composition. The components of the composition comply with the requirements of the relevant monographs.

RECOMMENDED DESIGNATION

The designation states:

- the name, quantity and potency degree of each ingredient,
- how many potentising steps were carried out on the mixture as a whole,
- reference pharmacopoeia/codex.

Specific pharmacopoeial/APC production methods to produce compositions according to 7.5

Ph.Eur.Hom. (2371) Methods

5.1.1

5.1.2

5.1.5

8. POTENTISED PREPARATIONS

Potentised preparations are gradually diluted substances, whereby at each diluting step a rhythmic succussion (liquid potencies) or trituration (solid or semi-solid potencies) has been carried out for a defined time. The potentising time differs for different vehicles (e.g. solids and liquids). The preparations are defined by the time of the potentising process, the kind of movement, the medium (vehicle), the ratio between the vehicle and the active substance to be potentised as well as the number of potentising steps.

The potentising ratio is usually:

1 part of substance
9 parts of vehicle.

The potentising ratio for co-potentised preparations is usually:

1 part of a mixture of equal parts of active substances
9 parts of vehicle.

Specific pharmacopoeial/APC production methods to produce potentised preparations

HAB Methods 10, 11, 12j, 15

The potentising specifications in Ph.Eur. monograph 2371 of Methods 1.1.1 – 1.1.11, 2.1.1, 2.1.2, 2.2.1 – 2.2.4 and 5.1.1 – 5.1.5.

The potentising specifications in HAB methods 5, 11, 15, 32, 33, 34, 35, 36, 37, 38, 39a, 39b, 45, 51, 53.

The potentising specifications in APC Methods.

8.1. Co-potentised preparations

DEFINITION

Method 8.1 is used for preparing dilutions by co-potentising two or more stocks and/or dilutions thereof, where co-potentisation consists of mixing several stocks or dilutions of stocks then potentising them together in one or more potentisation steps.

PRODUCTION

Co-potentised compositions according to APC Method 8.1 may be prepared from stocks and/or solutions, potentised preparations and mother tinctures whose method of production is specified by a ratio of 1 part of starting material and 10 parts of extraction solvent. When a solid potency D4 shall be potentised with liquids, it can be potentised one step according to Ph.Eur. Hom. (2371) Methods 3.2, and then be used as D5 for co-potentisation or dilution to a final concentration of 1 ppm.

Co-potentised compositions may be used to produce all types of dosage forms. Co-potentisation of mixtures according to APC Method 8.1 to produce parenteral preparations or eye drops is carried out with water for injections or an isotonic solution as diluting agent.

IDENTIFICATION, TEST, ASSAY

are carried out according to the individual monograph.

STORAGE

Store in a well-closed container.

RECOMMENDED DESIGNATION

The designation states:

- the name of the potentised substance(s),
- where applicable, the ethanol content,
- the potentising ratio; decimal potencies may be designated as D or DH or X,
- the potency degree, example: D3 or 3 DH or 3X,
- the reference pharmacopoeia/codex.

Specific pharmacopoeial/APC production methods to produce potentised preparations

Ph.Eur.Hom. (2371) Methods 5.1.1-5

APC Method 8.1.1 (Ph.Eur.Hom. (2371) Method 5.1.5)

Co-potentised preparations according to APC Method 8.1.1 are liquid dilutions potentised with a suitable vehicle from two or more (n) preparations, each making up 1 part of the final 10 parts. Consequently the vehicle is 10 minus n parts.

POTENTISATION

For the first co-potentisation step combine and

succuss 1 part of each of the n preparations with 10 minus n parts of water or ethanol of the appropriate concentration specified under HAB H 5.3. For each further co-potentisation step the ratio is 1 part of the given composed potency and 9 parts of vehicle.

RECOMMENDED DESIGNATION

The designation of co-potentised compositions according to APC Method 8.1.1 and derived dosage forms states how many potentising steps were carried out on the mixture as a whole adding the expressions "rhythmically diluted".

APC Method 8.1.2 (related to Ph.Eur.Hom. (2371) Methods 5.1.1 and 5.1.2)

Co-potentised preparations according to APC Method 8.1.2 are liquid dilutions potentised with a suitable vehicle from two or more (n) preparations, each making up 1/n part of the final 10 parts. The vehicle makes up 9 parts.

POTENTISATION

For the first co-potentisation step combine and succuss 1/n part of each of the n preparations with 9 parts of water or ethanol of the appropriate concentration specified under HAB H 5.3. For each further co-potentisation step the ratio is 1 part of the given composed potency and 9 parts of vehicle.

RECOMMENDED DESIGNATION

The designation of co-potentised compositions according to APC Method 8.1.2 and derived dosage forms states how many potentising steps were carried out on the mixture as a whole.

8.2. Semi-solid potencies

DEFINITION

Semi-solid potencies are potencies of liquid or solid substances potentised with a semi-solid vehicle

PRODUCTION

Semi-solid potencies are prepared by successive dilution of a liquid or a solid substance to be potentised with a semi-solid vehicle in the prescribed ratio by hand, e.g. in a mortar with a pestle, or in a suitable machine, in the case of solid substances a machine allowing the requirements for particle size to be met.

IDENTIFICATION, TESTS, ASSAY

are carried out according to the individual monograph.

STORAGE

Store in a well-closed container.

RECOMMENDED DESIGNATION

The designation states:

- the name of the potentised substance(s),
- the potentising ratio; decimal potencies may be designated as D or DH or X,
- the potency degree in the ointment,
- the reference pharmacopoeia/codex.

APC Method 8.2.1 Ointments containing powdered solid starting materials (related to HAB Method 48)

Ointments containing powdered solid starting materials are produced with 1 part of a powdered metal, powdered mineral or a composition containing minerals and 9 parts of an ointment basis, leading to a homogeneous ointment. The resulting particle size of the solid starting material does not exceed 100 µm.

Ointments according to APC Method 8.2.1 must meet the requirements of the Ph.Eur. monograph "Semi-solid preparations for cutaneous application" (0132). Ointments according to APC Method 8.2.1 can be used further to produce ointments according to HAB Method 13.

RECOMMENDED DESIGNATION

Ointments according to APC Method 8.2.1 carry the designation "APC M D1".

APC Method 8.2.2 Ointments containing solid or liquid dilutions

Ointments containing solid or liquid dilutions are produced with 1 part of a decimal solid or liquid dilution (Dn) and 9 parts of an ointment basis leading to a homogeneous ointment. The resulting decimal dilution degree is (Dn+1).

Ointments according to APC Method 8.2.2 must meet the requirements of the Ph.Eur. monograph "Semi-solid preparations for cutaneous application" (0132).

RECOMMENDED DESIGNATION

Ointments according to APC Method 8.2.2 carry the designation of the resulting degree of decimal dilution. Example: D3 or 3 DH or 3X APC 8.2.2.

8.3. Solid potencies**DEFINITION**

Solid potencies are potencies of solid, usually insoluble substances potentised with a solid vehicle.

PRODUCTION

Potencies of solid substances are prepared by successive trituration of the substance to be potentised usually with lactose monohydrate in the prescribed ratio in a mortar with a pestle or in an adequate trituration machine. Solid

potencies can be further potentised in liquid phase, if they are soluble in a vehicle.

IDENTIFICATION, TESTS, ASSAY

are carried out according to the individual monograph.

RECOMMENDED DESIGNATION

Preparations according to APC Method 8.3 carry the designation of the resulting degree of decimal dilution. Example: D3 or 3 DH or 3X APC 8.3.

Specific pharmacopoeial/APC production methods to produce potentised preparations

Ph.Eur.Hom. (2371) Methods 4.1.1-2
4.2.1-2

APC Method 8.3.1. Mechanical triturations**DEFINITION**

Preparations according to APC method 8.3.1 are triturations of solid substances with lactose monohydrate in a ratio of 1:10 prepared in a specified (closed) machine.

PRODUCTION

Triturate using a machine that ensures even trituration and comminution of substance and vehicle. Suitable machines include mixers with rhythmic, pulsating spatial inversion (e.g. "Turbula"), in combination with a sealable mixing vessel and appropriate grinding balls as well as other machines with rotating movements such as the ball mill. Triturate 1 part of the substance to be potentised with 9 parts of vehicle. The trituration time depends on the machine and on the chosen parameters. Trituration must be carried out for between 15 and 60 minutes. It has to be ensured, that the trituration is homogeneous and that a particle size reduction of the substance is achieved.

8.4. Liquid potencies**DEFINITION**

Liquid potencies are potencies of liquid or soluble solid substances potentised with a liquid vehicle.

PRODUCTION

The substance or mixture to be potentised is dissolved in the vehicle in the chosen ratio. Usual vehicles for liquid potencies are water (purified water or water for injections), ethanol of various concentrations, sugar syrup (Ph.Eur. (2786)), glycerol or vegetable oils. Excipients might be necessary, for example to emulsify an aqueous substance into oil. After dissolution, rhythmic succussion is carried out, making different movements, e.g. a vertical whirl or a horizontal

succussion. It is also possible to differentiate the time of succussion, e.g. depending on the origin of the starting material. For the second potentising step (D2) one part of the first potency or of the co-potentised potencies and the prescribed amount of vehicle are brought together and succussed. Further potentising is carried out as stated for D2.

IDENTIFICATION, TESTS, ASSAY

Tests are carried out according to the individual monograph.

Specific pharmacopoeial/APC production methods to produce potentised preparations

Ph.Eur.Hom. (2371) Methods 3.2.1 – 3

9. MIXTURES

DEFINITION

Mixtures are produced from usually two or more active substances. Vehicles and/or excipients may be added. Mixtures contain the sum of the active substances mixed together. Mixtures can also be produced from one active substance and a vehicle. A special manufacturing method is not needed (cf. compositions). Mixtures are used to facilitate the administration of more than one active substance in one single finished product. The mixture itself may be the final dosage form.

Mixtures can be classified into four categories:

9.1. Mixtures of preparations without a vehicle

9.1a. Mixtures of liquid preparations produced according to Ph.Eur., HAB or APC Methods.

9.1b. Mixtures of solid preparations produced according to Ph.Eur., HAB or APC Methods.

9.1c. Liquid and solid preparations, produced according to Ph.Eur., HAB or APC Methods, resulting in a liquid preparation.

9.2. Mixtures of preparations with a vehicle

9.2a. Liquid preparations produced according to Ph.Eur., HAB or APC Methods in which the vehicle is added in a ratio other than 1 to 10 or 1 to 100.

9.2b. Solid preparations produced according to Ph.Eur., HAB or APC Methods in which the vehicle is added in a ratio other than 1 to 10 or 1 to 100.

9.2c. Liquid and solid preparations, produced according to Ph.Eur., HAB or APC Methods, resulting in a liquid preparation, in which the vehicle is added in a ratio other than 1 to 10 or 1 to 100.

9.3. Mixtures of preparations with excipients and vehicles.

9.3a. Liquid preparations produced according to Ph.Eur., HAB or APC Methods with an excipient(s).

Vehicles may be added.

9.3b. Liquid and solid preparations, produced according to Ph.Eur., HAB or APC Methods, resulting in a liquid preparation with an excipient(s). Vehicles may be added.

9.4. Mixtures of starting materials used as active substances and mother tinctures or preparations with or without vehicles and/or excipients.

RECOMMENDED LABELLING

- the ingredients mixed and their quantity,
- reference pharmacopoeia/codex.

Specific pharmacopoeial/APC production methods to produce mixtures

HAB Method 12

HAB Method 16

ANTHROPOSOPHIC PHARMACEUTICAL CODEX APC

PART IIb

Individual monographs of starting materials and preparations

Table of Content	
Part IIb	
CYDONIA OBLONGA, FRUIT.....	51
CYDONIA OBLONGA, FRUIT, HEAT TREATED AQUEOUS TINCTURE 1:2.1	51
CYDONIA OBLONGA, FRUIT, GLYCEROL EXTRACT WITH HEAT TREATMENT 1:2.1	52
CYDONIA OBLONGA, FRUIT, MOTHER TINCTURE OBTAINED BY RHYTHMIC APPLICATION OF HEAT AND COLD CYDONIA OBLONGA E FRUCTIBUS FERM 33B	53
LEVICO WATER	54
VISCUM ALBUM.....	56

CYDONIA OBLONGA, FRUIT

Cydonia oblonga, Fructus
Cydonia

DEFINITION

Fresh, ripe fruit of *Cydonia oblonga* Mill. collected during late summer and autumn.

CHARACTERS

The odour is characterised by a typical flowery scent.

IDENTIFICATION

The pear-shaped variety (var. *pyriformis*) is yellow, fragrant, fuzzy, 7 – 15 cm in diameter. The gentle soft pulp is golden yellow.

The apple-shaped variety (var. *maliformis*) is yellow to greenish yellow, fuzzy, 7-15 cm in diameter and less fragrant. The pulp is characterised by stone cells.

Both varieties obtain five oblong-ovate sepals with serrate margins which are located in a depression. They are completely adnate with the 5 carpels. The 5 loculi of the core generally each contain 5 to 15 or sometimes more brown, cuneate seeds arranged in 2 vertical rows and stuck together with a mucilaginous coat.

TESTS

Foreign matter (*Ph.Eur.* 2.8.2).

As low as possible. The whole batch is checked during manufacture. Foreign matter is sorted out.

Adulteration.

Fruits from Japanese quince [*Choenomeles japonica* (Thunb.) Lindl. ex Spach, syn. *Cydonia japonica* Pers., Rosaceae] and Chinese quince [*Choenomeles speciosa* (Sweet) Nakai, Rosaceae] are 4 to 5 cm in diameter with a smooth peel and being devoid of stone cells.

PREPARATIONS

1. Heat treated aqueous preparation according to the individual monograph,
2. Heat treated preparation with glycerol according to the individual monograph,
3. Tincture obtained by rhythmic application of heat and cold according to APC method 3.13 and method HAB 33b.

CYDONIA OBLONGA, FRUIT, HEAT TREATED AQUEOUS TINCTURE 1:2.1**DEFINITION**

The heat treated aqueous tincture is prepared from the fresh cut fruit of *Cydonia oblonga* Mill., see Cydonia oblonga, Fruit (Cydonia oblonga, Fructus; Cydonia) APC

PRODUCTION

The heat treated aqueous tincture is prepared in a ratio of fresh fruits to purified water 1:2.1 and by heat treatment at 65 – 70 °C as follows:

The whole fresh ripe fruit are cut into pieces (2 – 4 cm). To 1 part of the cut fruit add 2.1 parts of purified water and mix thoroughly. Heat to 65 – 70 °C in a closed container and keep at this temperature for one hour swirling repeatedly. After cooling to 40 – 45 °C separate by straining the mixture through gauze, filter the resulting liquid and process immediately.

A filtration step and an additional heat treatment may be performed to meet microbiological requirements.

CHARACTERS

Appearance: light yellow to light brownish, clear to opalescent turbid liquid.

IDENTIFICATION

Thin-layer chromatography or high performance thin-layer chromatography (*Ph.Eur.* 2.2.27).

Test solution. Apply 10 mL onto a cartridge filled with octadecylsilylated silica gel *RH* (360 mg), preconditioned sequentially with 10 mL of methanol *R* and 10 mL of water *R*. Wash the cartridge with 10 mL of water *R*. Elute with 10 mL of methanol *R*. Evaporate the eluate to dryness under reduced pressure. Dissolve the residue in 1 mL of methanol *R*.

Reference solutions. Dissolve 10 mg of rutin *R*, 10 mg of hyperoside *R* and 2 mg of scopoletin *R* in 10 mL of methanol *R* each.

Plate: TLC-plate with silica gel *R* (5-40 µm) [or HPTLC-plate with silica gel *R* (2-10 µm)]

Mobile phase: anhydrous formic acid *R*, water *R*, ethyl acetate *R* (15:15:70 V/V/V).

Application: 10 µL [or 7 µL] test solution, 5 µL [or 2 µL] rutin reference solution, 5 µL [or 2 µL] hyperosid reference solution and 25 µL [or 2µL] scopoletin reference solution as bands 20mm [or 10 mm]

Development: over a path of 10 cm [or 6 cm].

Drying: at 100 - 105 °C for 5 to 10 min.

Detection: spray the plate while still warm with a 10 g/L solution of diphenylboric acid aminoethyl ester *R* in methanol *R*. Subsequently spray with a 50 mL/L solution of macrogol 400 *R*. Examine in ultraviolet light at 365 nm within 30 min.

Results: see below the sequence of the zones present in the chromatograms obtained with the reference solution and the test solution. Other faint zones may be present in the chromatogram obtained with the test solution.

Top of the plate	
Scopoletin: a blue zone	A blue zone A blue zone
Hyperoside: an orange zone	A strong light blue zone
Rutin: an orange zone	An orange zone
Reference solution	Test solution

TESTS

Relative density (*Ph.Eur.* 2.2.5): 1.002 to 1.022.

pH (*Ph.Eur.* 2.2.3): 3.0 to 4.0.

Dry residue (*Ph.Eur.* 2.8.16): min. 2.0 % (3 g initial weight and dry at 105 °C for 2 hours).

STORAGE

Store in well closed containers, protected from light.

CYDONIA OBLONGA, FRUIT, GLYCEROL EXTRACT WITH HEAT TREATMENT 1:2.1

DEFINITION

The *glycerol extract with heat treatment* is prepared from the fresh cut fruit of *Cydonia oblonga* Mill., see *Cydonia oblonga*, Fruit (*Cydonia oblonga*, Fructus; *Cydonia*) APC.

PRODUCTION

The *glycerol extract with heat treatment* is prepared in a ratio of fresh fruits to glycerol (85 per cent) 1:2.1 and by heat treatment at 65 – 70 °C as follows:

The whole fresh ripe fruit is cut into pieces (2 – 4 cm).

To 1 part of the cut fruit add 2.1 parts of glycerol (85 per cent) and mix thoroughly. Heat to 60 – 70 °C in a closed container and keep at this temperature for one hour swirling repeatedly. After cooling to 40 – 45 °C separate the mixture by straining through gauze, then filter if necessary.

CHARACTERS

Appearance: light yellow, slightly turbid, viscous liquid.

Odour: fruity.

IDENTIFICATION

Thin-layer chromatography (*Ph.Eur.* 2.2.27).

Test solution. To 5 mL add 15 mL of water R. Apply the mixture onto a cartridge filled with octadecylsilylated silica gel RH (particle size 55 – 110 µm, 360 mg), preconditioned sequentially with 10 mL of methanol R and 10 mL of water R. Wash the cartridge with 10 mL of water R. Elute with 10 mL of methanol R. Evaporate the eluate to dryness under reduced pressure. Dissolve the residue in 0.5 mL of methanol R.

Reference solution. Dissolve 10 mg of rutin R, 10 mg of hyperoside R and 2 mg of scopoletin R in 10 mL of methanol R.

Plate: TLC silica gel plate R.

Mobile phase: anhydrous formic acid R, water R, ethylacetate R (15:15:70 V/V/V).

Application: 20 µL as bands.

Development: over a path of 10 cm.

Drying: at 105 °C for 5 min.

Detection: spray the plate while still warm with a 10 g/L solution of diphenylboric acid aminoethyl ester R in methanol R. Subsequently spray with a 50 mL/L solution of macrogol 400 R. Examine in ultraviolet light at 365 nm within 30 min.

Results: see below the sequence of the zones present in the chromatograms obtained with the reference solution and the test solution. Other faint zones may be present in the chromatogram obtained with the test solution.

Top of the plate	
Scopoletin: a blue zone	A blue zone A blue zone
Hyperoside: an orange zone	A strong light blue zone
Rutin: an orange zone	An orange zone
Reference solution	Test solution

TESTS

Relative density (Ph.Eur. 2.2.5): 1.170 to 1.185.
pH (Ph.Eur. 2.2.3): 3.5 to 5.0.

STORAGE

Protected from light.

CYDONIA OBLONGA, FRUIT, MOTHER TINCTURE OBTAINED BY RHYTHMIC APPLICATION OF HEAT AND COLD
CYDONIA OBLONGA E FRUCTIBUS FERM 33B

DEFINITION

The tincture obtained by rhythmic application of heat and cold is prepared from the fresh minced fruit of *Cydonia oblonga* Mill., see *Cydonia oblonga*, Fruit (*Cydonia oblonga*, Fructus; *Cydonia*) APC.

PRODUCTION

The tincture obtained by rhythmic application of heat and cold is prepared according to HAB method 33b (APC method 3.13).

CHARACTERS

Appearance: slightly yellow liquid.
Odour: sour, fruity.

IDENTIFICATION

Thin-layer chromatography or high performance thin-layer chromatography (Ph.Eur. 2.2.27).

Test solution. Apply 2 mL of the tincture onto a cartridge filled with octadecylsilylated silica gel RH (sorbens mass 500 mg, 3 mL reservoir) preconditioned sequentially with 2 mL of methanol R and 2 mL of water R. Wash the cartridge with 10 mL of water R. Elute with 10 mL of ether R. The eluate is evaporated to dryness. Dissolve the residue in 0.5 mL of methanol R.

Reference solutions. Dissolve 5 mg of caffeic acid R and 10 mg of hyperoside R in 10 mL of methanol R each. For thin-layer chromatography dilute 1 mL of the caffeic acid R solution to 10 mL with methanol R and use as TLC reference solution.

Plate: TLC silica gel plate R (5-40 µm) [or HPTLC-plate with silica gel F₂₅₄ R (2-10 µm)].

Mobile phase: anhydrous formic acid R, water R, ethyl acetate R (10:10:80 V/V/V).

Application: 60 µL [or 12 µL] of test solution and 10 µL [or 2 µL] of reference solution, as bands.

Development: over a path of 8 cm [or 6 cm].

Drying: in air.

Detection: spray with a 10 g/L solution of diphenylboric acid aminoethyl ester R in methanol R. Subsequently spray with a 50 g/L solution of macrogol 400 R in methanol R. Examine in ultraviolet light at 365 nm after 30 min.

Results: See below the sequence of the zones present in the chromatograms obtained with the reference solution and the test solution. Other faint zones may be present in the chromatogram obtained with the test solution.

Top of the plate	
Caffeic acid: a light blue zone	A light blue zone
Hyperoside: an orange yellow zone	A light blue zone
Reference solution	Test solution

TESTS

Relative density (*Ph.Eur.* 2.2.5): 1.001 to 1.013.

Dry residue (based on *Ph.Eur.* 2.2.32 d): minimum 1.0 per cent, determined on 1.000 g of mother tincture by drying for 4 to 5 hours at 105 °C.

Calculate the dry residue (per cent *m/m*) from the expression:

$$\frac{(m_3 - m_1)}{m_2} \cdot 100$$

m_1 = mass of the crucible used, in grams;

m_2 = mass of the mother tincture used, in grams;

m_3 = mass of the crucible containing the mother tincture after drying, in grams.

pH (*Ph.Eur.* 2.2.3): 3.0 to 4.2.

STORAGE

In a well closed container at a temperature of max 15 °C.

LEVICO WATER

Aqua Levici

Levico

DEFINITION

Naturally occurring spring water from the source Levico (Italy).

Content:

- *Arsenic*: 4 – 10 ppm
- *Iron*: 1000 – 2800 ppm

CHARACTERS

Appearance: colourless to yellowish-brown liquid, usually clear, a slight sediment may occur.

Odour: almost odourless.

IDENTIFICATION

A. Identification of arsenic by atomic absorption spectrometry (*Ph.Eur.* 2.2.23), see Assay.

Results: the absorbance obtained with the test solution is not below the absorbance obtained with the reference solution with the lowest concentration.

B. Identification of iron by atomic absorption spectrometry (*Ph.Eur.* 2.2.23), see Assay.

Results: the absorbance obtained with the test solution is not below the absorbance obtained with the reference solution with the lowest concentration.

C. Identification of copper by atomic absorption spectrometry (*Ph.Eur.* 2.2.23, Method I).

Test solution. To 1.0 mL add 0.200 mL nitric acid R and dilute to 10.0 mL with water R.

Reference solution. Prepare the reference solutions (0.5, 1.0, 2.0 and 4.0 ppm Cu) using copper standard solution R, diluted as necessary with a 5 per cent (V/V) solution of nitric acid R. Alternatively, commercially available copper standard solutions for atomic absorption spectrometry can be used.

Source: copper hollow-cathode lamp using a transmission band preferably of 0.5 nm.

Wavelength: 324.8 nm.

Flame: air-acetylene.

Results: the absorbance obtained with the test solution is not below the absorbance obtained with the reference solution with the lowest concentration.

D. To 0.5 mL add 4.5 mL of water R. The solution gives reaction a on sulfates (*Ph.Eur.* 2.3.1).

TESTS

Relative density (*Ph.Eur.* 2.2.5): 1.004 to 1.015.

pH (*Ph.Eur.* 2.2.3): 1.5 to 2.5.

ASSAY

Arsenic: 4 to 10 ppm

Atomic absorption spectrometry (*Ph.Eur.* 2.2.23, Method I).

Test solution. To 0.200 mL add 2.00 mL nitric acid *R* and dilute to 100 mL with water *R*.

Reference solutions. Prepare the reference solutions (5.0, 10.0, 15.0 and 20.0 ppb As) using arsenic standard solution *R*, diluted as necessary with a 5 per cent (V/V) solution of nitric acid *R*. Alternatively, commercially available arsenic standard solutions for atomic absorption spectrometry can be used.

Source: arsenic hollow-cathode lamp using a transmission band preferably of 0.5 nm.

Wavelength: 193.7 nm.

Atomisation device: graphite furnace.

Calculate the content of arsenic in mg/kg from the expression:

$$X [ppm] = \left(\frac{A_1 \cdot F_1}{F_2} \right) / 1000$$

A_1 : measured concentration of arsenic in µg/L

F_1 : 100 mL (dilution factor)

F_2 : 0.200 mL

Iron: 1000 ppm to 2800 ppm.

Atomic absorption spectrometry (*Ph.Eur.* 2.2.23, Method I).

Test solution. To 0.500 mL add 2.00 mL nitric acid *R* and dilute to 100 mL with water *R*.

Reference solutions. Prepare the reference solutions (5.0, 10.0, 15.0 and 20.0 ppm Fe) using iron standard solution *R*, diluted as necessary with a 5 per cent (V/V) solution of nitric acid *R*. Alternatively, commercially available iron standard solutions for atomic absorption spectrometry can be used.

Source: iron hollow-cathode lamp using a transmission band preferably of 0.2 nm.

Wavelength: 372.0 nm.

Flame: air-acetylene.

Calculate the content of iron in mg/kg from the expression:

$$X [ppm] = \frac{A_2 \cdot F_1}{F_2}$$

A_2 : measured concentration of iron in mg/L

F_1 : 100 mL (dilution factor)

F_2 : 0.500 mL

STORAGE

Store in a well-closed container, protected from light.

PREPARATIONS

According to Ph.Eur., monograph 2371 Methods 3.1.1, 3.1.2.

VISCUM ALBUM

Mistletoe

DEFINITION

Fresh whole plants or parts of *Viscum album* L. are harvested from female and male plants at defined seasons from botanically identified host tree species.

The parts of plants described under Identification can be used singularly or in combination (see e.g. list entries in APC Appendix 2.2. on *Viscum album*).

Harvest times according to seasonal development stages and harvested plant organs**Summer harvest**

in the weeks before, around and after summer solstice;
from male and female plants: fully grown one year old shoots, or two year old shoots including green fruits, or several year old shoots plus sinker including host wood, female plants including green berries.

Winter harvest

in the weeks before, around and after winter solstice;
from male and female plants: one year old shoots, or two year old shoots including flower buds and berries (also separately harvested), or several year old shoots plus sinker including host wood, female plants including flower buds and berries.

Additional harvest times

late winter/early spring: from male and female plants;
two year old shoots including blossoming flowers;
around autumn equinox: from male and female plants;
two year old shoots including green fruits and resting flower buds.

IDENTIFICATION

Viscum album L. is a dioecious, semi-parasitic shrub, growing as epiphyte on a wide range of deciduous trees (*V. a. ssp. album*) and on coniferous trees as fir (*V. a. ssp. abietis* (Wiesb.) Janch.) and pine (*V. a. ssp. austriacum* (Wiesb.) Vollm.).

Typical shoots of *Viscum album* L. consist of a main stem with an elongated internode and two opposite leaves expanding from the terminal node, and a compressed generative shoot with three flower buds, from which the fruits are formed (Fig. 1).

Stems

The stems are round in cross section or slightly laterally compressed, thickened at the bottom and the terminal node. Depending on host tree species, age and nutrient status, the stems are in average 80 mm (35 up to 150 mm) long and in average have a diameter of 4 mm (2 up to 20 mm); they are glabrous, smooth, and mainly dark green (*V. a. ssp. album*, *V. a. ssp. abietis*), on pine trees often slightly yellowish green (*V. a. ssp. austriacum*).

Branching

Shoots of *V. album* exhibit a multiple dichasial branching (Fig. 1): two main shoots originate from the axillae of the opposite leaves; four additional shoots grow from the axillae of paired scale leaves at the bottom of each of these stems; lateral shoots can be elongated as vegetative shoots with two leaves or can be strongly compressed like generative short shoots without leaves or can show intermediate morphological features.

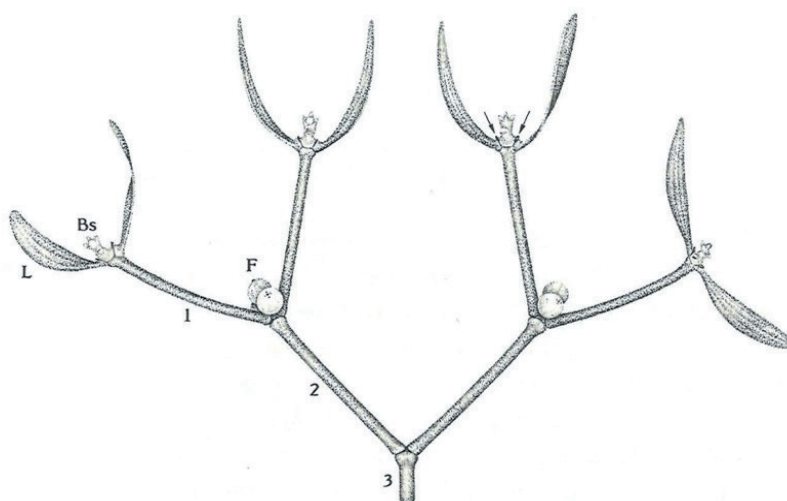


Fig. 1: Fork sprouts of female *Viscum album* L., covering the growth of three years: 1 = shoot of present year, 2 = shoot of last year, 3 = terminal end of three-year-old shoot). L = leaf, F = fruit, Bs = flowering generative short shoot; arrows = compressed fork sprouts, unfolding next year. (From: Göbel T: *Erdengeist und Landschaftsseele*. Verlag am Goetheanum, Dornach 1994; p. 225.)

Leaves

The entire leaves are stalkless and originate in pairs from each stem's terminal node, but rarely can grow also as whorl of three or more; they unfold bright green in spring, turn dark green in late summer and especially on male bushes appear yellowish green while blossoming in winter; they expand in length, width and thickness until the summer of the second season and usually fall off fully turgescient and green during late summer, but on some host trees can persist through a third or fourth growth season; they are glabrous, with almost equal upper and lower surfaces; five veins run parallel to the margin and are more prominent on the lower surface; the form of the leaves is elongated-obovate to ligulate wide with a relatively stable length-/width-ratio within the subspecies; while absolute length (40 to 150 mm) and width (4 to 30 mm) can vary depending on subspecies, age and nutrition status of the plant, they are in general

- three to four times longer than wide and linear-lanceolate for *V.a. ssp. album*
- four to five times longer than wide, linear-lanceolate and slightly yellowish green for *V.a. ssp. austriacum*
- less than three times longer than wide and obtuse, narrowing at the base for *V.a. ssp. abietis*.

Generative Short Shoots

Generative shoots are yellowish green and short (up to 7 mm long). From late summer or early autumn on they emerge between the unfolded leaf pair and exhibit one (rarely two) opposite pair(s) of buds plus a single terminal bud. The buds are of slightly flattened conical shape and three to six times bigger on male than on female plants. They are carried by greenish yellow, scale-like compressed, relatively thick bracts; on female plants the bracts show reddish hairs, while the terminal male bud has no bracts (Fig. 2).

Flowers

The inconspicuous flowers are unisexual and on male as well as on female plants show a simple perianth (perigone) with usually four tepals. The tepals of male flowers are yellowish-green and inwardly fused with the stamina (Fig. 2); these are melted as cushions and set relative large, sticky yellowish pollen grains free. After blossoming the male flowers fall off.

Female flowers are smaller, the perigone showing normally four, but rarely also three, five or six tepals (Fig. 2); the perigone comprises a pad-shaped, sticky stigma of yellow-reddish colour that during the blossoming period secretes a sweet nectar.

Depending on temperature, blossoming can begin after the winter solstice, but normally occurs in the middle of the period between winter solstice and vernal equinox, often lasting for two or three weeks; after long and cold winters it may be delayed until after the vernal equinox. Pollination occurs mainly by winter-active insects, only rarely by wind.

Fruits

The berry-like pseudocarps originate from female flowers and after pollination continuously swell from early spring until late autumn. Initially tube-like elongated, the green fruits develop a spherical shape with a diameter of 7 to 12 mm and turn yellowish to glassy white from the middle of autumn on. If not eaten by mistletoe-digesting birds, the fruits stay fully turgid and vital during winter until the end of spring in the subsequent year. Main shoots generate regularly three, rarely up to five fruits. Associated lateral shoots with strongly compressed and leafless stems can generate clusters of up to 12 (= 4 x 3) fruits at the respective node.

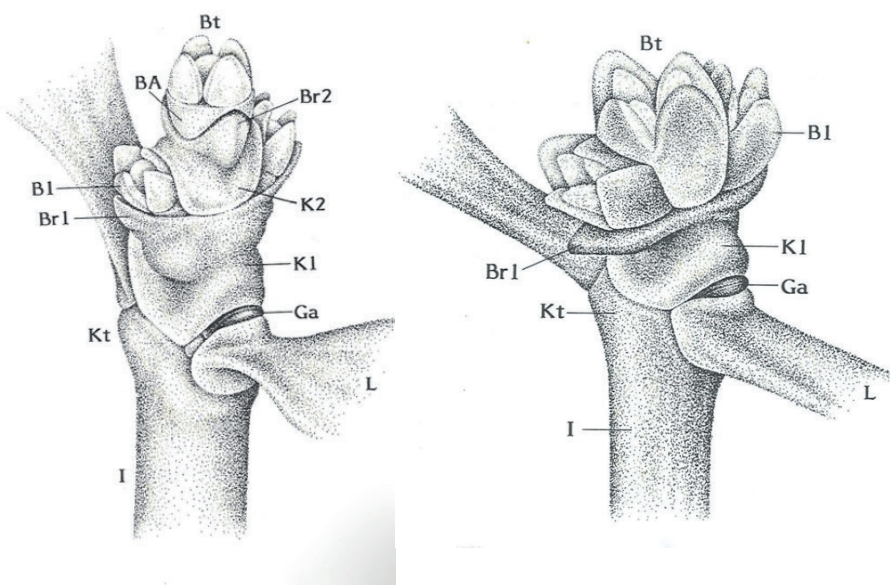


Fig. 2: Typical generative shoots of female (left) and male (right) *Viscum album* L.: I = internodium, L = leaf, Ga = compressed fork sprout, unfolding next year, Kt = terminal node, L = leaf, K1 = basal node of generative shoot, K2 = terminal node of generative shoot, Br1 = bract of basal node, Br2 = bract of terminal node, BA = axis of flower stem, B1 = basal flower, Bt = terminal flower. (From: Göbel T: *Erdengeist und Landschaftsseele*. Verlag am Goetheanum, Dornach 1994; pp. 228ff.)

Remnants of the usually tetramerous perianth and of the stigma mark the top of the fruits as dark margins. The transparent exocarp is leathery dense, the mesocarp is transparent, stringy and mucilaginous and encloses usually one green seed (Fig. 3).

Remnants of the usually tetramerous perianth and of the stigma mark the top of the fruits as dark margins. The transparent exocarp is leathery dense, the mesocarp is transparent, stringy and mucilaginous and encloses usually one green seed (Fig. 3).

Seeds

The seeds consist of the green endosperm that is enclosed by a hard endocarp; they are oval-scutiform, heart-like formed or three-sided, depending on the number of embryos. They contain

- on *V.a. ssp. album* usually two, occasionally one, rarely three or very rarely more embryos and are connected with the peripheral layer of the mesocarp by filaments;
- on *V.a. ssp. abietis* and *V.a. ssp. austriacum* usually one, only rarely two embryo/s; filaments are missing.

Embryos

Embryos are terete and appear dark green. They consist of the radicle, which in spring extends beyond the endosperm, a fairly thick dark green hypocotyl, and the plumule, which is resting between two yellowish cotyledons that are embedded in the endosperm (Fig. 3).

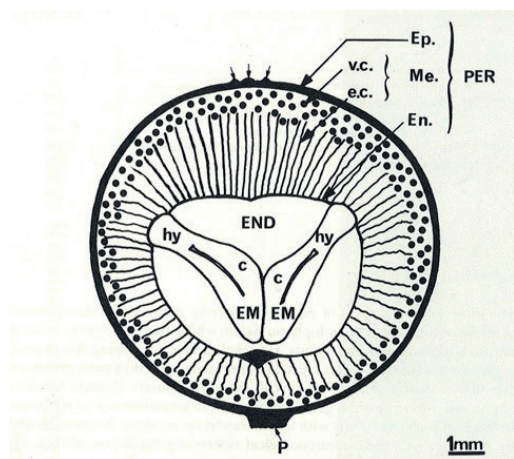


Fig. 3: Mature fruit of *Viscum album* L., carried by the peduncle (P), showing two embryos (EM), each with a hypocotyl (hy) and two cotyledons (c), embedded into the endosperm (END), which is encased by the endocarp (En.) and embedded in the pericarp (PER), that consists of mesocarp (Me.) with inner elongated cells (e.c.) and outer vacuolated cells (v.c.) and the epicarp (Ep.). (From: Sallé G, Germination and establishment of *Viscum album* L. In: Calder M., Bernhardt P. (eds), *The Biology of Mistletoes*. Academic press, London, 1983; p. 146.)

Haustorium

Viscum album is connected to the host by a haustorium that develops from the radicle of the embryo and is embedded into the tree's secondary xylem (wood) by a cone-shaped primary and several secondary sinkers. Young sinker parenchyma stays green and vital for weeks or months, while mature sinker parenchyma turns yellowish, but stays less lignified (hard) than the surrounding wood of the tree. Green cortical strands emerge from the stem of the haustorium and with respect to the branch's axis grow orthogonally or longitudinally through the inner layers of the host's bark; they can generate secondary sinkers whenever they come in contact with the host's cambium (Fig. 4).

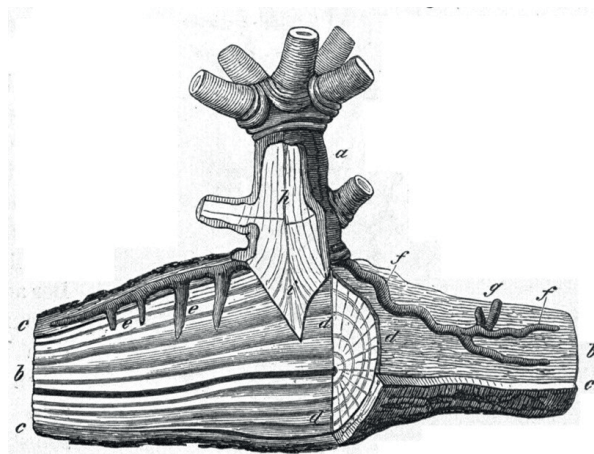


Fig. 4: Haustorium of *Viscum album* L., consisting of the primary sinker (i) and several secondary sinkers (e) that are embedded into the host's wood (b, secondary xylem), plus cortical strands (f) that elongate within the host's bark (c); further details are the bark (a) and secondary xylem (h) of the mistletoe's shoot, a secondary mistletoe shoot (g) that originates from a cortical strand (f), and the annual rings shown within the host's secondary xylem (d). (From: Sachs J, *Vorlesungen über Pflanzenphysiologie*. Leipzig 1882, Verlag Wilhelm Engelmann; p. 33.)

ANTHROPOSOPHIC PHARMACEUTICAL CODEX APC

PART III Dosage forms

Table of Content
Part III

Dosage forms	60	Index list of terms of part I, II and III.....	64
--------------------	----	--	----

Dosage forms

Principally an anthroposophic medicinal product can be administered in every dosage form, including external (topical), internal and parenteral dosage forms, with or without excipients.

A dosage form of an anthroposophic medicinal product complies with any relevant dosage form monograph

and any relevant test for that dosage form as described in the European Pharmacopoeia or in pharmacopoeias currently used officially in the EU Member States.

Main dosage forms for anthroposophic medicinal products and concerning references to official pharmacopoeias:

Main dosage forms for oral use		Pharmacopoeial Reference(s):
Standard term	Traditional name	
Capsules	Capsules	Ph.Eur. (0016)
Granules	Granules	Ph.Eur. (0499)
Homoeopathic Pillules, coated	Globuli velati	Ph.Eur. (1038, 2786), HAB Method 39
Homoeopathic Pillules, impregnated	Pillules	Ph.Eur. (1038, 2079), (HAB Method 10)
Tablets	Tablets	Ph.Eur. (1038, 0478), HAB Method 9
Powders, oral	Trituration	Ph.Eur. (1165)
Oral drops	Oral drops	Ph.Eur. (0672)
Syrups	Syrups	Ph.Eur. (0672)
Oral solution	Mother tincture, Dilution	Ph.Eur. (0672)

Main dosage forms for cutaneous use		Pharmacopoeial Reference(s):
Standard term	Traditional name	
Creams	Creams	Ph.Eur. (0132)
Ointments	Ointments	Ph.Eur. (0132), HAB Methods 13 and 48
Gels	Gels	Ph.Eur. (0132), HAB Method 13
Externa	Externa	HAB Methods 12
Liquid preparations (other)	Tinctures for external use, external emulsions, suspensions	Ph.Eur. (0927), HAB Methods 12
Powders	Powders	Ph.Eur. (1166)

Main dosage forms for auricular use		Pharmacopoeial Reference(s):
Standard term	Traditional name	
Ear drops	Ear drops	Ph.Eur. (0652)

Main dosage forms for ophthalmic use		Pharmacopoeial Reference(s):
Standard term	Traditional name	
Eye drops	Eye drops	Ph.Eur. (1163), HAB Method 15
Semi-solid eye preparations	Eye ointments	Ph.Eur. (1163)

Main dosage forms for nasal use		Pharmacopoeial Reference(s):
Standard term	Traditional name	
Nasal drops, solution	Nasal drops	Ph.Eur. (0676), HAB Method 45
Nasal spray, solution	Nasal spray	Ph.Eur. (0676)

Main dosage forms for oromucosal use		Pharmacopoeial Reference(s):
Standard term	Traditional name	
Gels	Gels	Ph.Eur. (1807)
Solutions	Solutions	Ph.Eur. (1807)
Sprays	Sprays	Ph.Eur. (1807)
Pillules	Pillules	Ph.Eur. (1038, 2079, 2153, 2786), HAB Methods 39 (and Method 10)

Main dosage forms for vaginal use		Pharmacopoeial Reference(s):
Standard term	Traditional name	
Gels	Gels	Ph.Eur. (1164)
Semi-solid vaginal preparations	Globules	Ph.Eur. (1164)
Vaginal tablets	Vagitories	Ph.Eur. (1164)

Main dosage forms for rectal use		Pharmacopoeial Reference(s):
Standard term	Traditional name	
Suppositories	Suppositories	Ph.Eur. (1145), HAB Method 14

Main dosage forms for parenteral use		Pharmacopoeial Reference(s):
Standard term	Traditional name	
Injections	Liquid dilutions for injection, ampoules, Solutions for injection	Ph.Eur. (0520), HAB Method 11

INDEX LIST OF TERMS OF PART I, II and III

A

Active substances 14, 16
 Agate water 15
 Algae 14, 15
 Animal matter 25, 26, 27, 28, 37, 38
 Animal origin 16, 26
 Anis-Pyrit 41
 Anthroposophic medicinal products 5, 6, 10, 14, 16, 55
 Anthroposophic Pharmaceutical Codex 5, 6, 10, 11
 Anthroposophic pharmacy 5, 6, 10, 12, 14, 18, 22
 Anthroposophic preparations 6, 10
 APC 11
 Aqua maris 15
 Argentum metallicum praeparatum 23
 Ascorbate phosphate buffer solution 29
 Ash process 18

B

Bark 15
 Biennial 15, 22
 Biodoron 16
 Biodynamic cultivation 15
 Blood products 14, 15
 Botanical origin 14, 15
 Brazilian Pharmacopoeia 7
 British Homoeopathic Pharmacopoeia 6

C

Calcareous products 14, 15
 Capsules 55
 Carbo 17, 21, 38
 Carbo Gentianae 38
 Carbonisation 18
 Carbons 17, 21, 37, 38
 Cathode 52, 53
 Cinis 38, 39, 43
 Cinis e fructibus Avenae sativae cum Magnesio phosphorico 43
 Cinis Tabaci 39
 Cissus-Ossa 43
 Cold maceration 18
 Compositions 12, 43
 Composting process 22
 Contaminants 15
 Co-potentisation 44, 45
 Co-potentising 17, 44
 Council Directive (EEC) 15, 16
 Creams 55
 Crystal 15
 Cuprum mirror foil 23

Cutaneous application 46
 Cydonia oblonga 35, 49, 50, 51

D

DAB 11
 DAC 11
 Demeter 15, 16
 Digestion 17, 18, 20, 31
 Directive 2001/83/EEC 5
 Distillate 35, 36
 Distillation products 14, 15
 Dornach 5, 14, 16
 Dosage forms 10, 12, 14, 16, 29, 35, 45, 55, 56, 57

E

Ear drops 56
 Equisetum arvense Silicea cultum 22
 Essential oils 14, 15
 European Pharmacopoeia 5, 6, 7, 11, 14, 16, 55
 Excipient 12, 16
 Extracts 14, 15, 17, 20, 21, 28, 29, 30, 34, 35, 39, 40, 41, 42, 43
 Eye drops 45, 56

F

Ferm 31, 36, 42, 51
 Fermentation 24, 30, 36, 37, 42
 fermented tinctures 20
 Ferrum-Quarz 41
 Flowers 15
 French Pharmacopoeia 6, 11
 Fungi 14, 15

G

Gels 55, 56, 57
 German Homoeopathic Pharmacopoeia 5, 6, 11
 German Pharmacopoeia 6, 11
 GHP 11
 Glycerol macerates 24, 27
 Granules 55
 Growing season 22

H

Heat treatment 17, 20, 24, 31, 34, 35, 37, 41, 49, 50
 Hepar-Magnesium 41
 Hepar sulfuris 41
 Herbal Medicinal Products 5
 Homoeopathic manufacturing method 5
 Homoeopathic manufacturing procedure 5, 6
 Homoeopathic preparations 6
 Homoeopathic stocks 5
 HPUS 10, 11

I

IAAP 6, 7, 11, 14, 19
 Infusion 17, 18, 20, 32, 33
 Infusum 17, 20, 32, 33
 Injections 57
 Isotonic solution 16, 24, 43, 45

J

Juices 14, 15, 17, 21, 39, 40

K

Kalium aceticum comp. 41
 KC Monograph 11
 Kommission C 11

L

Lactobacillus plantarum suspension 42
 Leaves and shoots 15
 Levico 15, 52
 Lichens 14, 15
 Life cycle 22
 Liquid dilutions 40, 57
 Liquid potencies 19
 Liquid preparations 17, 20, 27, 47, 56
 Liquid solutions 21, 40
 Lotions 55

M

Maceration 17, 18, 20, 24, 25, 26, 27, 28
 Medicinal Products Act 6
 Metabolic system 18
 Metallicum praeparatum 23
 Metal mirrors 23, 24
 Metal plant-compost 22
 Metal preparations 20
 Metal salts 23
 Metal vapour 24
 Minerals 13, 14, 15
 Miner, Carl S. 26
 Mixtures 21, 47
 Mother tinctures 11, 12, 15, 16, 17, 20, 24, 25, 26, 29, 30, 31, 32, 33, 34, 36, 37, 41, 42, 43, 44, 45, 47

N

Nasal drops 56
 Nasal spray 56
 Nitrogen 29

O

Oils 55
 Ointments 46, 55
 Oleoresins 14, 15

Oral drops 55
 Oral solution 55
 Organs 14, 15

P

Parenteral preparations 16, 45
 Percolate 28
 Percolation 17, 28, 29
 Perennial plants 15
 Petioles 22
 Pharmaceutical processes 16, 17, 18, 24, 41, 43, 44
 Pharmaceutical quality 6
 Pharmacopoea Helvetica 11
 Pharmacopoeia 5, 6, 12, 22, 23, 24, 25, 27, 28, 29, 30, 31, 33, 34, 35, 36, 38, 39, 40, 41, 43, 44, 45, 47
 Ph.Helv. 20, 21
 Pillules 55, 56
 Plant secretions 14, 15
 Plumbum mellitum 41
 Potentised preparations 19
 Powders 55, 56
 Preparations 18

Q

Quartz 23

R

Rh 12, 36, 37
 Rhythmically diluted 45
 Rhythmic application 17, 21, 24, 36, 49, 51
 Rhythmic processing 18
 Rhythmic succussion 19
 Rhythmic system 18
 Rocks 13, 14, 15
 Rotating disk 43

S

Semi-solid vaginal preparations 57
 Silica 23, 49, 50, 51
 Silicium 23
 Silicium dioxide 23
 Solid preparations from plants 21, 39
 Solid starting materials obtained by heat 21, 37
 Solutions 56, 57
 Solutio Sacchari comp. 41
 Sprays 56
 Sputtering 23
 Starting material of botanical origin 13
 Summer extract 42, 43
 Suppositories 57
 Swiss Pharmacopoeia 11, 12
 Syrups 55

T

Tabacum Cupro cultum 22

Tablets 55

Thuja 22

Tincture 11, 19, 22, 25, 29, 31, 32, 33, 39, 42, 43, 49,
51, 55

Toasted preparations 37, 38

Toasting 18

Tosta 17, 21, 37

V

Vaginal tablets 57

Vapour decomposition 23, 24

Vegetabilisation 16, 22

Vegetabilised metals 22

Vegetation period 22

Viscous extracts 24, 35

W

Waters, natural 14, 15

Z

Zoological origin 13, 14, 15, 16, 24, 25, 26, 27, 37

ANTHROPOSOPHIC PHARMACEUTICAL CODEX APC

PART IV Appendices

Table of Content	
Part IV	
Note concerning appendix 2.3.....	67
References concerning nomenclature in appendices 2.1. to 2.7.....	67
Note concerning the references for use in anthro- posophic medicine in appendices 2.1. to 2.7.	67
References concerning use in anthroposophic medicine in appendices 2.1. to 2.7.	68
IVAA Statement concerning starting materials of animal origin.....	69
Appendix 2.1. List of minerals, rocks and natural waters.....	73
Appendix 2.2. List of starting materials of botanical origin.....	83
Appendix 2.3. List of starting materials of zoological origin	143
Appendix 2.4. List of starting materials that can be described chemically.....	173
Appendix 2.5. List of starting materials that have undergone special treatment.....	191
Appendix 2.6. List of compositions	191
Appendix 2.7. Stocks with special manufacturing methods	209
Appendix II	213
Correlation table: Ph.Eur. / HAB manufacturing methods used in anthroposophic pharmacy and corresponding manufacturing methods in the HPUS	214

Note concerning appendix 2.3.

Animal substances marked with “*” belong to category A materials according to “Note for guidance on minimising the risk of transmitting animal spongiform encephalopathy agents via human and veterinary medicinal products” if sourced e.g. from cattle *Bos taurus* L. Though sourcing from animals below 6 months of age from herds not fed with meat bone meal has been practice up to now in the field of concerning anthroposophic quality management, pharmaceutical manufacturers must continuously adapt their sourcing to the requirements of the Note for guidance, such as changing the donor animal. The APC Committee needs to reflect the existing practice and will adapt to implemented changes.

References concerning nomenclature in appendices 2.1. to 2.7.

Erhardt W, Götz E, Bödeker N, Seybold S. Zander: Handwörterbuch der Pflanzennamen. Stuttgart: Eugen Ulmer; 2008.

Roberts WL, Rapp GR Jr, Weber J. Encyclopedia of Minerals. New York: Van Nostrand; 1974.

Schindler H, Helma F. Tiere in der Pharmazie und Medizin. Stuttgart: Hippokrates-Verlag; 1961.

Teuscher E. Biogene Arzneimittel. Stuttgart: Wissenschaftliche Verlagsgesellschaft mbH; 1997.

Note concerning the references for use in anthroposophic medicine in appendices 2.1. to 2.7.

The references given in the columns to the right in the appendices 2.1 to 2.6 aim to provide evidence, that the particular starting material is known and has been part of the medicinal tradition in anthroposophic medicine.

Where available, the monographs of the Commission C for medicinal products for human use dealing with the anthroposophic therapeutic direction (according to §25 of the German Drug Law) published in the German Federal Gazette (Bundesanzeiger) have been referred to. Some starting materials are mentioned in monographs of combined products only (e.g. Amethyst in *Tropaeolum* comp.)

Not all starting materials are mentioned in the Commission C monographs, because on the one hand its work stopped in 1994 after the 5th amendment of the German Drug law prior to completion work. On the other hand a number of starting materials in the lists are only known in the anthroposophic medicine tradition in countries other than Germany. The Commission C monographs also refer to specific and composed active substances as well as existing pharmaceutical products. A number of references from other sources may refer generically to particular raw or starting materials, sometimes without linking to specific active substances. The latter references show that the raw or starting material has been considered in therapeutic and pharmaceutical grounds in anthroposophic medicine. They may however also refer to specific active substances.

Where there is no reference, the particular starting material has not yet been presented or discussed in publications. However anthroposophic pharmaceutical manufacturers place medicinal products on the market obtained from those starting materials. The IAAP sees it as its task to promote the writing of publications, to support the relevance of the starting material in anthroposophic medicine. Much work still needs to be done.

References concerning the use in anthroposophic medicine in appendices 2.1. to 2.7.

Der Merkurstab

(Zeitschrift für anthroposophische Medizin – Journal of Anthroposophic Medicine).

Munich: Gesellschaft Anthroposophischer Ärzte in Deutschland (Society of anthroposophic doctors in Germany).

Gardin N, Schleier R.

Vademecum, medicamentos antroposoficos.

São Paulo-SP: João de Barra Editora Ltda; 2009.

Portugese. Abbr. ABMA Vademecum.

Glöckler M.

Anthroposophische Arzneitherapie

(Anthroposophic Therapy with Medicinal

Products). Stuttgart: Publisher Wissenschaftliche

Verlagsgesellschaft; 2010. Abbr. Glöckler.

International Federation of Anthroposophic Medical Associations, IVAA.

Statement concerning starting materials of animal origin not yet mentioned in published anthroposophic medical literature or in published official regulatory documents concerning anthroposophic medicinal products.

Brussels: printed in APC Appendix I; 2013.

Monographs of the Commission C for medicinal products for human use dealing with the anthroposophic therapeutic direction (according to §25 of the German Drug Law) published in the German Federal Gazette (Bundesanzeiger). Publication as compilation: Anthroposophische Arzneimittel, Aufbereitungsmonographien der Kommission C, published by Gesellschaft Anthroposophischer Ärzte in Deutschland e.V. (Society of anthroposophic doctors in Germany registered association) on behalf of the Medical Section at the Goetheanum, Dornach/ Switzerland; 1999.

Gesellschaft Anthroposophischer Ärzte in Deutschland e.V. and Medizinische Sektion der Freien Hochschule für Geisteswissenschaft Dornach. Vademecum Anthroposophische Arzneimittel. Munich (Germany); 2017; 4th edition 2017. Abbr. Vademecum.

Arendt A, Debus M, Karutz M, Kienle GS, Kuck A, Kummer K-R, et al., editors. Vademecum of Anthroposophic Medicines Third English edition. Munich: Association of Anthroposophic Physicians in Germany (GAÄD); 2017. Abbr. Vademecum Engl.

Meyer, U. & Pedersen, P.A. (ed): Anthroposophische Pharmazie. Salumed Verlag, Berlin 2016. Abbr. Anthroposophische Pharmazie.

Les Associations francaises de médecine anthroposophique: Répertoire de médecine d'orientation anthroposophique. Edition Juin 2016. (abbr. Répertoire de med. anthr.).

IVAA Statement concerning starting materials of animal origin

Statement concerning starting materials of animal origin not yet mentioned in published anthroposophic medical literature or in published official regulatory documents concerning anthroposophic medicinal products

Anthroposophic medicinal products containing preparations from starting materials of animal origin belong to the range of anthroposophic therapeutics.¹

Most of these starting materials and/or the anthroposophic medicinal products concerned are mentioned in anthroposophic medical literature or in official regulatory documents. A certain number of these however are not mentioned in such references, although belonging to the range of anthroposophically used starting materials of animal origin. The anthroposophic medicinal products concerned are available to doctors.²

This statement confirms the anthroposophic therapeutic usage and relevance of these starting materials.³

The starting materials of animal origin are listed on the following pages.⁴

For the IVAA

Dr. Thomas Breitkreuz

For the IMKA (Internationale medizinische Koordination Arzneimittel)

Dr. Andreas Arendt

05.12.2019

¹ Girke M. Internal Medicine. 1st edition. Berlin: Salumed Verlag; 2016.

² Jütte R. Organpräparate in der Geschichte der „Schulmedizin“, der Homöopathie und der Anthroposophischen Medizin. Der Merkurstab 2009; 1: 49–60.

³ Roemer F, Sommer M. Zur Bedeutung der potenzierten Organpräparate in der anthroposophischen Therapierichtung. Der Merkurstab 1998; Sonderheft Organpräparate.

⁴ Gesellschaft Anthroposophischer Ärzte in Deutschland e.V. and Medizinische Sektion der Freien Hochschule für Geisteswissenschaft Dornach. Vademecum Anthroposophische Arzneimittel. 4. edition. Filderstadt (Germany); 2017.

Scientific name	Scientific name of the animal	Abbreviated definition
Aorta	<i>Oryctolagus cuniculus</i> L.	Aorta from the rabbit
Aranea avicularis	<i>Avicularia avicularia</i> L.	Whole bird spider
Arteria basilaris	<i>Bos taurus</i> L.	Arteria basilaris from the calf
Arteria brachialis	<i>Bos taurus</i> L.	Arteria brachialis from the calf
Arteria coeliaca	see <i>Truncus coeliacus</i>	
Arteria pulmonalis	<i>Bos taurus</i> L.	Arteria pulmonalis from the calf
Arteria renalis	<i>Bos taurus</i> L.	Arteria renalis from the calf
Articulatio cubiti	<i>Bos taurus</i> L.	Elbow joint with parts from the bones that form the joint, joint cartilage, parts of joint capsule, synovia and parts of the ligaments from the calf
Articulatio radiocarpea	<i>Bos taurus</i> L.	Radiocarpal joint with parts of the bones, cartilage, ligaments and joint capsule that form the proximal carpal joint from the calf
Articulatio temporomandibularis	<i>Bos taurus</i> L.	Parts of the os mandibulare and of the os temporale in the joint area, of the joint capsule, of the ligaments, of cartilage, as well as synovia from the calf
Articulationes intercarpeae	<i>Bos taurus</i> L.	Parts of the bones forming the joint, of the cartilage like surface of the articulation, as well as synovia from the calf
Articulationes intervertebrales cervicales	<i>Bos taurus</i> L.	Region of the cervix: Parts of the bone process that participate to the intervertebral joints, cartilage and joint capsules, as well as synovia from the calf
Articulationes intervertebrales lumbales	<i>Bos taurus</i> L.	Region of the loin: Parts of the bone process that participate to the intervertebral joints, cartilage and joint capsules, as well as synovia from the calf
Atlas	<i>Bos taurus</i> L.	Parts of the Atlas (1. cervical) from the calf
Axis	<i>Bos taurus</i> L.	Parts of the Axis (2. cervical) from the calf
Cartilago articularis coxae	<i>Bos taurus</i> L.	Cartilage of the hip joint from the calf
Cervix uteri	<i>Bos taurus</i> L.	Parts of the neck of the womb from the cow
Circulus arteriosus cerebri	<i>Bos taurus</i> L.	Circulus arteriosus cerebri of the pituitary shaft from the calf
Coccus cacti	<i>Dactylopius coccus</i> Costa	The dried, fertilized, female of <i>Dactylopius coccus</i> Costa
Columna anterior	<i>Bos taurus</i> L.	Parts of the columna anterior of the spinal chord from the calf
Columna posterior	<i>Bos taurus</i> L.	Parts of the columna posterior of different parts of the spinal chord from the calf
Cornu Caprae ibecis	<i>Capra ibex</i> L.	Horn from the ibex
Dactylopius coccus	see <i>Coccus cacti</i>	
Dens	<i>Bos taurus</i> L.	Teeth from the calf
Diencephalon	<i>Bos taurus</i> L.	Diencephalon from the calf

Scientific name	Scientific name of the animal	Abbreviated definition
Dura mater encephali	<i>Bos taurus L.</i>	Dura mater encephali from the calf
Endocardium	<i>Bos taurus L.</i>	Endocardium from the calf
Epididymis	<i>Bos taurus L.</i>	Left epididymis from the bull
Erythrocytes	<i>Equus przewalskii f. caballus Poliakov</i>	Erythrocytes from the blood of the horse
Galea aponeurotica	<i>Bos taurus L.</i>	Parts of the superficial fascia of the forehead from the calf
Glandula parotis	<i>Bos taurus L.</i>	Glandular tissue of the body of the parotid gland from the calf
Glandula suprarenalis (Cortex)	<i>Bos taurus L.</i>	Glandula suprarenalis (cortex) from the calf
Glandula suprarenalis (Medulla)	<i>Bos taurus L.</i>	Medulla glandulae suprarenalis of both adrenal glands from the calf
Gyrus cinguli	<i>Bos taurus L.</i>	Gyrus cinguli from the calf
Hepar	<i>Oryctolagus cuniculus L.</i>	Liver from the rabbit
Ligamentum longitudinale anterius	<i>Bos taurus L.</i>	Parts of the ligamentum longitudinale anterius of thoracic and lumbar regions of the spine from the calf
Lingua	<i>Bos taurus L.</i>	Parts of the tongue muscles, mucous membrane and papillae from the calf
Liquor cerebrospinalis	<i>Bos taurus L.</i>	Liquor cerebrospinalis from the calf
Moschus	<i>Moschus moschiferus L.</i>	Secretion of bursa from male <i>Moschus moschiferus L.</i>
Musculi glutei	<i>Bos taurus L.</i>	Gluteal muscles from the calf
Musculus soleus-Komplex	<i>Bos taurus L.</i>	Parts of the musculus soleus-complex, musculus soleus, musculus fibularis (peroneus) longus, musculus gastrocnemius from the calf
Mygale avicularis	<i>see Aranea avicularis</i>	
Nervus abducens	<i>Bos taurus L.</i>	Nervus abducens from the calf
Nervus accessorius	<i>Bos taurus L.</i>	Nervus accessorius from the calf
Nervus femoralis	<i>Bos taurus L.</i>	Nervus femoralis from the calf
Nervus hypoglossus	<i>Bos taurus L.</i>	Nervus hypoglossus from the calf
Nervus pudendus	<i>Bos taurus L.</i>	Nervus pudendus from the calf
Nervus radialis	<i>Bos taurus L.</i>	Nervus radialis from the calf
Nervus tibialis	<i>Bos taurus L.</i>	Nervus tibialis from the calf
Nervus ulnaris	<i>Bos taurus L.</i>	Nervus ulnaris from the calf
Oesophagus	<i>Sus scrofa domestica L.</i>	Oesophagus from the pig
Ossicula auditus	<i>Bos taurus L.</i>	Auditory bones from the calf

Scientific name	Scientific name of the animal	Abbreviated definition
Papillae duodeni	<i>Sus scrofa domestica</i> L.	Papilla duodeni region of the small intestine from the pig
Pars pallida	<i>Bos taurus</i> L.	Parts of the base of the brain from the calf
Patella	<i>Bos taurus</i> L.	Patella from the calf
Penis	<i>Bos taurus</i> L.	Penis from the bull
Pia mater encephali	<i>Bos taurus</i> L.	Pia mater encephali from the calf
Plexus lumbalis	<i>Bos taurus</i> L.	Plexus lumbalis from the calf
Plexus rectalis	<i>see Plexus haemorrhoidalis</i>	
Renes, regio pyelorenalis	<i>Bos taurus</i> L.	Parts of tissue from the pelvis renalis and medulla renalis from the calf
Sclera	<i>Bos taurus</i> L.	Sclera from the calf
Sinus cavernosus-Komplex	<i>Bos taurus</i> L.	Parts of the sinus cavernosus-complex; sinus cavernosus, nervus opticus, nervus oculomotorius, nervus trochlearis, nervus trigeminus and nervus abducens from the calf
Thrombocytes	<i>Equus przewalskii</i> f. <i>caballus</i> Poliakov	Thrombocytes from the blood of the horse
Tonsilla pharyngea	<i>Bos taurus</i> L.	Tonsilla pharyngea from the calf
Trachea	<i>Bos taurus</i> L.	Trachea from the calf
Truncus coeliacus	<i>Bos taurus</i> L.	Arteria coeliaca (Truncus coeliacus) from the calf
Tunica mucosa intestini tenuis	<i>Sus scrofa domestica</i> L.	Mucosa from the different regions of the small intestine from the pig
Tunica mucosa recti	<i>Sus scrofa domestica</i> L.	Tunica mucosa recti from the pig
Ureter	<i>Bos taurus</i> L.	Ureter from the calf
Vagina	<i>Bos taurus</i> L.	Vagina from the cow
Valva trunci pulmonalis	<i>Bos taurus</i> L.	Valva trunci pulmonalis from the calf
Valvula mitralis	<i>Bos taurus</i> L.	Valva mitralis from the calf
Vena cava	<i>Bos taurus</i> L.	Parts of the vena cava cranialis and vena cava caudalis from the calf
Vena portae	<i>Bos taurus</i> L.	Vena portae from the calf
Vertebra cervicalis	<i>Bos taurus</i> L.	Vertebra cervicalis from the calf
Vertebra coccygea	<i>Bos taurus</i> L.	Vertebra coccygea from the calf
Vertebra lumbalis	<i>Bos taurus</i> L.	Vertebra lumbalis from the calf

APPENDIX 2.1

List of minerals, rocks and natural waters

Explanations

Name of the substance:	Most widely accepted name of the substance used traditionally, if available of the monograph (HAB/Ph.fr.: first name of the monograph, Ph.Eur.: latin name of the monograph)
Preparation method:	Methods for processing the substance and for other uses The ethanol content is always given as %(V/V) unless stated otherwise.

Additional Information, see p. 15

Name of the substance	Definition	Reference to Standard	Name of the monograph	Preparation method	Reference for use in anthroposophic medicine	
					KC Monograph	Other
Agate water	Water existing inside an undamaged Agate geode			Ph.Eur.Hom. 3.1.2		Der Merkurstab 2009; 62(6): 605-619
Amber	Fossilized tree resin	HAB	Succinum	Ph.Eur.Hom. 4.1.1 (and 3.1.1 or 3.1.2), 4.1.2	Corpus vitreum/Succinum; Olibanum comp./Succinum; Rosmarinus comp.; Stannum/Succinum; Succinum	
Amethyst	A violet variety of quartz (SiO ₂)			API, Ph.Eur.Hom. 4.1.1, 4.1.2	Tropaeolum comp.	
Antimonite	See Stibnite					
Apatite	The natural mineral (calcium fluor-phosphate chem.: Ca ₅ [(PO ₄) ₃ (OH,F,Cl)])	HAB	Apatit	Ph.Eur.Hom. 4.1.1, 4.1.2	Apatit; Apatit/Conchae; Apatit/Phosphorus comp.; Apatit/Stannum; Cerebellum comp.; Conchae/Ferrum ustum comp.; Ferrum praeparatum comp.; Stannum comp.	
Aqua maris	See Seawater					
Aragonite	The natural mineral (calcium carbonate; chem.: CaCO ₃)			Ph.Eur.Hom. 4.1.1, 4.1.2		Répertoire de méd. anthr.
Argentite	The natural mineral	HAB	Argentit	Ph.Eur.Hom. 4.1.1, 4.1.2	Argentit	Vademecum
Arsenopyrite	The natural mineral (arsenic-iron sulfide; chem.: FeAsS)			Ph.Eur.Hom. 4.1.1, 4.1.2		Vademecum: Arsenopyrit
Aurum metallicum naturale	The natural mineral (naturally occurring gold with traces of other elements)			Ph.Eur.Hom. 4.1.1 (and 3.2.2), 4.1.2	Aurum metallicum; Aurum/Prunus	
Barysilite	The natural mineral (Lead manganese silicate; chem.: Pb ₈ Mn(Si ₂ O ₇) ₃)			Ph.Eur.Hom. 4.1.1, 4.1.2	Barysilit	Vademecum
Berthierite	The natural mineral (antimony-iron sulfide; chem.: FeSb ₂ S ₄)			Ph.Eur.Hom. 4.1.1, 4.1.2		Vademecum
Bolus alba	See Kaolinite					
Cassiterite	The natural mineral (tin oxide; chem.: SnO ₂)			Ph.Eur.Hom. 4.1.1, 4.1.2	Kassiterit	Vademecum: Kassiterit
Cerite	The natural mineral (complex silicate of rare earth elements (cerium, lanthanum and others) and calcium, magnesium and iron)			Ph.Eur.Hom. 4.1.1, 4.1.2	Cor/Crataegus comp.	Vademecum
Cerussite	The natural mineral (lead carbonate; chem.: PbCO ₃)	HAB	Cerussit	Ph.Eur.Hom. 4.1.1, 4.1.2; raw material for production of Plumbum silicicum		Vademecum

Name of the substance	Definition	Reference to Standard	Name of the monograph	Preparation method	Reference for use in anthroposophic medicine	
					KC Monograph	Other
Chalcedony	The natural mineral (silicic acid; chem.: SiO ₂)			Ph.Eur.Hom. 4.1.1 (and then 3.1.1), 4.1.2		
Chalcocite	The natural mineral (copper sulfide; chem.: Cu ₂ S)	HAB	Chalkosin	Ph.Eur.Hom. 4.1.1 (and then 3.2.2), 4.1.2	Chalkosin; Thyreoidea comp.	
Chalcocopyrite	The natural mineral (copper-iron sulfide; chem.: CuFeS ₂)			Ph.Eur.Hom. 4.1.1, 4.1.2		
Chlorargyrite	The natural mineral (silver chloride; chem.: AgCl)			Ph.Eur.Hom. 4.1.1, 4.1.2	Cartilago/Homerz comp.; Corpus vitreum/Hornerz comp.	
Chrysolite	The natural mineral (magnesium-iron silicate; chem.: (Mg,Fe) ₂ SiO ₄)	HAB	Chrysolith	Ph.Eur.Hom. 4.1.1, 4.1.2	Chrysolith; Chrysolith comp.	Vademecum
Chrysoprase	The natural mineral (silicic acid with small amounts of nickel)			Ph.Eur.Hom. 4.1.1 (and then 3.2.2), 4.1.2		
Cinnabar	The natural mineral (mercury sulfide; chem.: HgS)	HAB	Zinnober	Ph.Eur.Hom. 4.1.1, 4.1.2	Agropyron comp.; Barium comp.; Pyrit/Zinnober; Zinnober; Zinnober comp.	Vademecum
Cuprite	The natural mineral (copper oxide; chem.: Cu ₂ O)	HAB	Cuprit	Ph.Eur.Hom. 4.1.1, 4.1.2	Cuprit	
Diaspore	The natural mineral (aluminium oxide hydroxide; chem.: AlOOH)			Ph.Eur.Hom. 4.1.1, 4.1.2		
Diopase	The natural mineral (copper silicate; chem.: Cu ₆ Si ₆ O ₁₈ ·6H ₂ O)	HAB	Diopatas	Ph.Eur.Hom. 4.1.1, 4.1.2	Diopatas	
Dyscrasite	The natural mineral	HAB	Dyskrasit	Ph.Eur.Hom. 4.1.1, 4.1.2	Dyskrasit	
Emerald	A green variety of beryl (aluminium-beryllium silicate; chem.: Al ₂ Be ₃ (Si ₆ O ₁₈), coloured by trace amounts of chromium and sometimes vanadium			Ph.Eur.Hom. 4.1.1, 4.1.2		
Ferrum sidereum	See Iron meteorite					
Ferrum silicicum naturale	See Nontronite					
Flint	The natural mineral (chem.: silicic acid SiO ₂)			Ph.Eur.Hom. 4.1.1, 4.1.2 (in Lapis cancri/ Flintstein together with Lapis cancri), Raw material for preparing Silex - Lapis cancri solutus (see app. 2.6)	Lapis Cancri/Flintstein	

Name of the substance	Definition	Reference to Standard	Name of the monograph	Preparation method	Reference for use in anthroposophic medicine	
					KC Monograph	Other
Fluorite	The natural mineral (calcium fluoride; chem.: CaF_2)	HAB	Fluorit	Ph.Eur.Hom. 4.1.1, 4.1.2	Ceratum Ratanhia comp.; Fluorit; Ratanhia comp.; Sal Maris comp.; Salvia comp.	
Galena	The natural mineral (lead sulfide; chem.: PbS)	HAB	Galenit	Ph.Eur.Hom. 4.1.1, 4.1.2	Betula/Mandragora comp.; Bleiglanz/Secale comp.; Galenit/Retina comp.; Retina comp.; Retina/Secale comp.	
Garnet	The natural mineral: Almandine (iron-aluminium silicate; chem.: $\text{Fe}_3\text{Al}_2(\text{SiO}_4)_3$) or other varieties			Ph.Eur.Hom. 4.1.1, 4.1.2		Der Merkurstab 2004; 57(1): 57-58
Glacies Mariae	See selenite					
Gneiss	The natural pale rock (Gneiss from Gastein (A); consisting of quartz, feldspar, mica and others); syn. Lapis albus			Ph.Eur.Hom. 4.1.1, 4.1.2		
Gold	see Aurum metallicum naturale					
Granite	The natural rock (consisting of quartz, feldspar and mica and others)			Ph.Eur.Hom. 4.1.1, 4.1.2	Berberis/Prostata comp.; Berberis/Uterus comp.; Disci/Rhus toxicodendron comp.; Rhus toxicodendron comp.	
Graphite	The natural mineral (hexagonal Carbon; chem.: C, with traces of iron and other elements)	HAB; Ph.fr.	Graphites HAB; Graphites pph Ph.fr.	Ph.Eur.Hom. 4.1.1, 4.1.2	Ferrum rosatum/Graphites; Graphites; Pulvis stomachicus cum Bismuto praeparato; Tropaeolum comp.	
Halite	The natural mineral (sodium chloride; chem.: NaCl)	HAB	Halit	Ph.Eur.Hom. 3.1.1, API	Halit	
Hekla Lava	See Lava					
Hematite	The natural mineral (iron oxide; chem.: Fe_2O_3)	HAB	Hämatit	Ph.Eur.Hom. 4.1.1, 4.1.2 raw material for preparations acc. to HAB 37a		
Hyacinth	See Zircon					
Hydargyrum metallicum naturale	See Mercurius vivus naturalis					

Name of the substance	Definition	Reference to Standard	Name of the monograph	Preparation method	Reference for use in anthroposophic medicine	
					KC Monograph	Other
Iron meteorite	The natural meteoric iron (a kind of alloy with iron, nickel and cobalt)	HAB	Ferrum sidereum	Ph.Eur. Hom. 4.1.1, 4.1.2	Apatit/Phosphorus comp.; Aurum/Ferrum sidereum; Crataegus/Ferrum sidereum/Saccharum tostum; Ferrum sidereum; Ferrum sidereum comp.; Ferrum sidereum/Pankreas; Meteoreisen/Phosphor/Quarz	Vademecum
Jasper	A red variety of chalcedony (silicic acid; chem.: SiO ₂ with iron oxide)			Ph.Eur. Hom. 4.1.1, 4.1.2		Vademecum
Kaolinite	The natural mineral (aluminium silicate; chem.: Al ₄ ((OH) ₈ /Si ₄ O ₁₀ ; syn.: China clay)	Ph.Eur.	Kaolinum ponderosum	API, Excipient	Bolus alba comp.; Bolus Eucalypti comp.	
Kassiterite	See Cassiterite					
Katoptrite	The natural mineral (complex manganese-antimony-iron silicate)			Ph.Eur. Hom. 4.1.1, 4.1.2		
Kieserite	The natural mineral (magnesium sulfate; chem.: MgSO ₄ · H ₂ O)	HAB	Kieserit	Ph.Eur. Hom. 3.1.1 (see monograph: D1 with water)	Ceratum Ratanhia comp.; Kieserit; Ratanhia comp.; Salvia comp.	
Lapis albus	See Gneiss					
Lapis sectilis	See Argillaceous Shale					
Lava	The natural rock from volcano Hekla (Iceland) with a content of at least 50 % silicon dioxide, SiO ₂ (Mr 60.1) and at least 18 % iron(III) oxide	HAB	Hekla Lava e lava	Ph.Eur. Hom. 4.1.1, 4.1.2		
Levico water	Mineral water from the source Levico, Italy	APC	Levico water	Ph.Eur. Hom. 3.1.1, 3.1.2	Aqua Maris comp.; Levico; Levico comp.	Vademecum
Magnesite	The natural mineral (magnesium carbonate; chem.: MgCO ₃)	HAB	Magnesit	Ph.Eur. Hom. 4.1.1, 4.1.2	Magnesit; Magnesit/Mamma comp.; Sabal/Solidago comp.	Vademecum
Malachite	The natural mineral (basic copper carbonate; chem.: Cu ₂ (CO ₃)(OH) ₂)	HAB	Malachit	Ph.Eur. Hom. 4.1.1, 4.1.2, raw material for the production of API (for e.g. Viscum Mali c. Cupro, app. 2.6)	Anagallis/Malachit comp.; Chamomilla/Malachit comp.; Malachit	Vademecum
Marble	The natural grained, white rock (mainly consisting of calcite)			Ph.Eur. Hom. 4.1.1, 4.1.2, raw material for the production of Solutio Silicea comp. (app. 2.6)	Discussus intervertebralis embryonalis/Solutio Silicea comp.; Marmor/Stibium Solutio Silicea comp.	Vademecum: Marmor/Stibium

Name of the substance	Definition	Reference to Standard	Name of the monograph	Preparation method	Reference for use in anthroposophic medicine	
					KC Monograph	Other
Mercurius vivus naturalis Hg	Naturally occurring mercury with 99.5-100.5% Hg	HAB; Ph.fr.	Hydargyrum metallicum HAB; Mercurius vivus pph Ph.fr.	Ph.Eur.Hom. 4.1.1, 4.1.2	Glandula suprarenalis/Mercurius; Mercurius vivus; Mercurius vivus comp.; Mercurius vivus/ Eucaplyti aetheroleum; Thuja comp.	Vademecum
Meteoreisen	See Ferrum sidereum					
Nontronite	The natural mineral (complex iron silicate)	HAB	Nontronit	Ph.Eur.Hom. 4.1.1, 4.1.2	Conchae/Ferrum ustum comp.; Ferrum silicicum comp.; Ferrum ustum comp. ; Nontronit	Vademecum
Olivenite	The natural mineral (basic copper arsenate; chem.: $\text{Cu}_2\text{AsO}_4(\text{OH})$)	HAB	Olivenit	Ph.Eur.Hom. 4.1.1, 4.1.2	Olivenit; Senecio comp.	Vademecum
Olivine	See Chrysolite					
Onyx	A black-white striped variety of chalcedony (silicic acid; chem.: SiO_2)	HAB	Onyx	Ph.Eur.Hom. 4.1.1, 4.1.2	Gnaphalium comp. ; Onyx	
Opal	The natural mineral (silicic acid, containing water)			Ph.Eur.Hom. 4.1.1 (and then 3.2.2), 4.1.2		Vademecum
Orthoclase	The natural mineral (potassium-aluminium silicate; chem.: KAlSi_3O_8)			Ph.Eur.Hom. 4.1.1, 4.1.2, API	Orthoklas	
Pallasite	Stone-Iron-Meteorite (olivine crystals in an iron-nickel matrix)			Ph.Eur.Hom. 4.1.1, 4.1.2		Vademecum
Pharmacolite	The natural mineral	HAB	Pharmakolith	Ph.Eur.Hom. 4.1.1, 4.1.2	Pharmakolith comp.	Vademecum
Phosphorcalcite	The natural mineral (alkaline copper phosphate; chem.: $\text{Cu}_5[(\text{OH})_4(\text{PO}_4)_2]$)			Ph.Eur.Hom. 4.1.1, 4.1.2		Vademecum
Platinum	The natural mineral (naturally occurring platinum with traces of other elements)			Ph.Eur.Hom. 4.1.1, 4.1.2	Basilicum comp.	
Pyrrargyrite	The natural mineral (silver-antimony sulfide; chem.: Ag_3SbS_3)			Ph.Eur.Hom. 4.1.1, 4.1.2		
Pyrite	The natural mineral (iron sulfide; chem.: FeS_2)	HAB	Pyrit	Ph.Eur.Hom. 4.1.1, 4.1.2	Anis-Pyrit ; Archangelica/Pyrit comp. ; Berberis/Pyrit comp. ; Bronchi/Plantago comp. ; Bronchialpastillen; Pyrit; Pyrit/ Zinnober	Vademecum
Pyrolusite	The natural mineral (manganese dioxide; chem.: MnO_2)			Ph.Eur.Hom. 4.1.1; 4.1.2		
Pyromorphite	The natural mineral (lead phosphate; chem.: $\text{Pb}_3(\text{PO}_4)_3\text{Cl}$)	HAB	Pyromorphit	Ph.Eur.Hom. 4.1.1, 4.1.2	Pyromorphit	

Name of the substance	Definition	Reference to Standard	Name of the monograph	Preparation method	Reference for use in anthroposophic medicine	
					KC Monograph	Other
Quartz	The natural mineral (silicic acid; chem.: SiO ₂)	HAB	Quarz	Ph.Eur.Hom. 4.1.1, 4.1.2, API, raw material for the production of other chemical entities (app. 2.6)	Aconitum/Camphora comp.; Antimonit/Rosae aethroleum comp.; Argentum/Berberis comp.; Argentum/Quarz; Arnica/Echinacea comp.; Belladonna/Quarz; Berberis/Quarz; Cartilago/Echinacea comp.; Conjunctiva comp.; Cuprum/Quarz comp.; Discus intervertebralis embryonalis/Solutio Siliceae comp.; Echinacea/Quarz comp.; Endometrium comp.; Ferrum sidereum comp.; Ferrum/Quarz; Ferrum/Sulfur comp.; Flores Sambuci comp./Quarz; Kalium phosphoricum comp.; Meteoreisen/Phosphor/Quarz; Nicotiana/Quarz; Ovarium comp.; Oxalis/Quarz comp.; Periodontium/Silicea comp.; Primula comp.; Quarz; Quarz/Resina Laricis; Quarz/Secale; Sanguinaria comp.; Silicea comp.; Solutio Sacchari comp.; Solutio Silicea comp.; Tartarus stibiatus comp.	Vademecum
Realgar	The natural mineral (arsenic sulfide; chem.: As ₄ S ₄)			Ph.Eur.Hom. 4.1.1, 4.1.2	Realgar	Vademecum
Rose quartz	The natural mineral (silicic acid; chem.: SiO ₂); syn.: Quarz rosae			Ph.Eur.Hom. 4.1.1, 4.1.2		
Rubellite	Pink to red tourmaline (complex silicate with aluminium, boron, fluorine, lithium, iron, sodium and other elements)			Ph.Eur.Hom. 4.1.1, 4.1.2		Vademecum: Rubellit
Ruby	The natural red corundum (aluminium oxide; chem.: Al ₂ O ₃ with traces of Chromium)			Ph.Eur.Hom. 4.1.1, 4.1.2		
Sal Maris	See Sea salt					
Sapphire	The natural blue mineral corundum (aluminium oxide; chem.: Al ₂ O ₃ with traces of iron and/or titanium)			Ph.Eur.Hom. 4.1.1, 4.1.2		
Scorodite	The natural mineral (basic iron arsenate; chem.: FeAsO ₄ ·2H ₂ O)	HAB	Skorodit	Ph.Eur.Hom. 4.1.1, 4.1.2	Borago comp.; Cerebellum comp.; Parathyreoida comp.; Skorodit; Skorodit comp.	Vademecum

Name of the substance	Definition	Reference to Standard	Name of the monograph	Preparation method	Reference for use in anthroposophic medicine	
					KC Monograph	Other
Sea salt	Sea salt (chem.: complex mixture with chlorides and sulfates of mainly sodium, magnesium, calcium and potassium beside minor components); syn.: Sal Maris	Ph.fr.	Natrium muriaticum naturale pph	Ph.Eur.Hom. 3.1.1 (D1 with water), API (in Sal Maris comp.)	Sal Maris comp.	
Seawater	Oceanic water (chem.: dissolved mixture of chlorides and sulfates of mainly sodium, magnesium, calcium and potassium beside minor components)			Ph.Eur.Hom. 3.1.1 (D1 with ethanol 18%), 3.1.2	Aqua Maris comp.; Aqua Maris/Prunus spinosa, Summitates	Der Merkurslab 2009; 62(6): 605-619
Selenite	The natural mineral: Transparent, colourless, variety of gypsum (calcium sulfate; chem.: $\text{CaSO}_4 \cdot 2\text{H}_2\text{O}$)			Ph.Eur.Hom. 4.1.1, 4.1.2; raw material for the production of Kalium chloratum comp.		
Siderite	The natural mineral (iron carbonate; chem.: FeCO_3)	HAB	Siderit	Ph.Eur.Hom. 4.1.1, 4.1.2	Avena/Conchae comp.; Siderit	Vademecum
Silex	See Flint					
Silicea naturale	See Quartz					
Smaragd	See Emerald					
Stibnite	The natural mineral (antimony sulfide; chem.: Sb_2S_3)	HAB	Antimonit	Ph.Eur.Hom. 4.1.1, 4.1.2	Anagallis/Malachit comp.; Antimonit ; Antimonit comp.; Antimonit/Anisum; Antimonit/Rosae aetheroleum comp.; Birkenkohle comp.; Cartilago/Mandragora comp.; Chamomilla/Malachit comp.; Echinacea/Parametrium comp.; Kalium aceticum comp.; Pulvis Stomachicus cum Belladonna; Vitis comp.	Vademecum: Antimonit
Succinum	See Amber					
Sulfur	see Sulfur aph (App. 2.4)				Sulfur	
Sylvite	The natural mineral (potassium chloride; chem.: KCl)			Ph.Eur.Hom. 3.1.1		Vademecum: Sylvin
Terra medicinalis	Dried, finely-divided, naturally occurring clay and silt with a varied composition of aluminium oxide, silica, iron oxide and limestone; Terra medicinalis			Excipient	Placenta/Tropaeolum	
Thenardite	The natural mineral (sodium sulfate; chem.: Na_2SO_4)			Ph.Eur.Hom. 3.1.1 (D1 with water), 4.1.1, 4.1.2		Répertoire de méd. anthr.

Name of the substance	Definition	Reference to Standard	Name of the monograph	Preparation method	Reference for use in anthroposophic medicine	
					KC Monograph	Other
Topaz	The natural mineral (aluminium-fluorine silicate; chem.: silicate of aluminium and fluorine, $Al_2[(F,OH)_2SiO_4]$)			Ph.Eur.Hom. 4.1.1, 4.1.2		
Trona	The natural mineral (sodium carbonate-hydrogen carbonate; chem.: $Na_3(CO_3)(HCO_3) \cdot 2H_2O$)			raw material for the production of compositions, e.g. Solutio Silicea comp. (app. 2.6)	Aqua Maris comp.; Cinis Amicae comp.; Discus intervertebralis embryonalis/ Solutio Siliceae comp.; Glandula suprarenalis/ Solutio Ferri comp.; Solutio Ferri comp.; Solutio Sacchari comp.; Solutio Silicea comp.	
Vivianite	The natural mineral (iron phosphate; chem.: $Fe_2(PO_4)_2 \cdot 8H_2O$)	HAB	Vivianit	Ph.Eur.Hom. 4.1.1, 4.1.2	Disci comp. cum Pulsatilla; Fragaria/ Urtica comp.; Gelsemium comp.; Levisticum comp.; Pulmo/ Vivianit comp.; Vivianit	Vademecum
Witherite	The natural mineral (Barium carbonate; chem.: $BaCO_3$)	HAB	Witherit	Ph.Eur.Hom. 4.1.1, 4.1.2	Carbones/ Pankreas/ Witherit	Vademecum
Zinnobar	See Cinnabar					

APPENDIX 2.2

List of starting materials of botanical origin

Explanations

Name of the substance:	Title of the monograph (HAB/Ph.fr.: first name of the monograph, Ph.Eur.: Latin name of the monograph), if available. Otherwise, binomial name of the plant without author.
Reference to Standard:	A main reference and a reference in brackets [e.g. Ph.Eur. (HAB)]: The monograph in the Ph.Eur. is the standard, but the remnant monograph in the HAB contains supplementary details, e.g. preparation methods (other than Ph.Eur.).
Preparation method:	Methods for processing the substance and for other uses The ethanol content is always given as %(V/V) unless stated otherwise.

Additional Information, see p. 15

Name of the substance	Definition	Reference to Standard	Name of the monograph	Preparation method	Reference for use in anthroposophic medicine	
					KC Monograph	Other
Abies alba	Fresh tops of Abies alba Mill.			HAB 33d	Petasites comp. cum Quercu ; Petasites comp. cum Veronica	
Abies pectinata	Young, fresh, leafy branches of Abies alba Mill. (Abies pectinata DC)	Ph.fr.	Sapin Pectin� pph	Ph.Eur.Hom. 1.1.10 (see monograph: ethanol 65%)		R�pertoire de m�d. anthr. (2016)
Abrotanum	see Artemisia abrotanum					
Absinthium	see Artemisia absinthium					
Acetum Vini	see Vitis vinifera					
Acetum Vini destillatum	see Vitis vinifera					
Achillea millefolium	Fresh, whole flowering plant of Achillea millefolium L.	Ph.fr.	Millefolium PPH	Ph.Eur.Hom. 1.1.10 (see monograph: ethanol 65%)		R�pertoire de m�d. anthr. (2016)
Achillea millefolium	Fresh, leaves of Achillea millefolium L., collected in Spring			Ph.Eur.Hom. 1.1.3	Millefolium / Hypericum	
Achillea millefolium	Fresh aerial parts of Achillea millefolium L., collected at flowering time	HAB	Achillea millefolium; Achillea millefolium ferm 33d	Ph.Eur.Hom. 1.1.5. HAB 33d	Cantharis comp.	
Achillea millefolium	Whole or cut, dried flowering tops of Achillea millefolium L.	Ph.Eur.	Millefolii herba	Ph.Eur.Hom. 1.2.13 (ethanol 36%), API	Centaurium comp.; Cichorium/Taraxacum comp.; Malva/Millefolium/Oxalis	
Achillea millefolium	Dried flowers of Achillea millefolium L.	Ph. Helv.	Millefolium Flos	Ph.Eur.Hom. 1.2.13 (ethanol 50 %), aqueous extraction together with other dried herbal drugs	Capsella/Majorana comp.; Verbascum comp.	
Aconitum napellus	Whole, fresh, flowering plants of Aconitum napellus L.	Ph.fr.	Aconitum napellus pph	Ph.Eur.Hom. 1.1.10 (see monograph: ethanol 45%)		R�pertoire de m�d. anthr. (2016)
Aconitum napellus	Fresh whole plants of Aconitum napellus L., collected at the start of flowering	HAB	Aconitum napellus; Aconitum napellus Rh	Ph.Eur.Hom. 1.1.3, 1.5.1	Aconitum napellus; Aconitum napellus Plumbo cultum; Aconitum / Arnica comp./Apis; Aconitum/Arnica comp./Formica; Aconitum/Arnica/Betula comp.; Aconitum /Arnica/Bryonia; Aconitum/Bryonia; Arnica/Symphytum comp.; Bryonia/Eupatorium comp.; Ferrum phosphoricum comp.	

Name of the substance	Definition	Reference to Standard	Name of the monograph	Preparation method	Reference for use in anthroposophic medicine	
					KC Monograph	Other
Aconitum napellus	Dried tubers of Aconitum napellus L.			HAB 12d, 12e, 12g	Aconitum napellus; Aconitum/Nicotiana comp.	
Aconitum napellus	Fresh underground parts of Aconitum napellus L.			HAB 33c	Aconitum comp.; Aconitum napellus; Aconitum/Camphora comp.; Aconitum/China comp.; Bryonia comp.; Disci/Rhus toxicodendron comp.; Melissa/Sepia comp.; Rhus toxicodendron comp.; Rhus/Salix comp.	
Acorus calamus	Peeled, dried rhizome of Acorus calamus L., with roots and leaf residues removed.	HAB	Acorus calamus	Ph.Eur.Hom. 1.1.8, 1.2.12, aqueous extraction together with other plants	Calamus, Rhizoma; Gentiana/Zingiber comp.; Thymus serpyllum comp.	
Acorus calamus	Fresh underground parts of Acorus calamus L.			HAB 33d	Berberis/Juniperus comp.; Bolus alba comp.	
Actaea racemosa	see Cimicifuga racemosa					
Actaea spicata	Fresh, underground parts of Actaea spicata L. collected after shots have emerged, but before flowering	HAB	Actaea spicata	Ph.Eur.Hom. 1.1.3		
Adonis vernalis	Fresh aerial parts of Adonis vernalis L. collected during flowering	Ph.Eur.	Adonis vernalis aph	Ph.Eur.Hom. 1.1.3, 1.2.4	Adonis comp.; Adonis/Scilla comp.; Onopordon comp./Adonis	
Aesculus hippocastanum	Fresh bark from younger branches of Aesculus hippocastanum L.			HAB 12k (Decoctum LA 10%)	Aesculus, Cortex; Calendula/Tropaeolum comp.	
Aesculus hippocastanum	Fresh buds of Aesculus hippocastanum L.			For Sal maris comp. 1 part of buds is extracted with 2 parts of oil.	Sal Maris comp.	
Aesculus hippocastanum	Freshly peeled seeds of Aesculus hippocastanum L.	HAB	Aesculus hippocastanum	Ph.Eur.Hom. 1.1.5, HAB 12g, 34c	Aesculus, Semen; Aesculus/Cera comp.; Aesculus/Quercus comp.; Borago comp.; Disci comp. cum Aesculo; Hirudo comp.; Solum uliginosum comp.	
Aesculus hippocastanum	Fresh unpeeled seeds of Aesculus hippocastanum L.	Ph.fr.	Aesculus hippocastanum pph	Ph.Eur.Hom. 1.1.10 (see monograph: ethanol 65%)		Répertoire de méd. anthr. (2016)

Name of the substance	Definition	Reference to Standard	Name of the monograph	Preparation method	Reference for use in anthroposophic medicine	
					KC Monograph	Other
Aesculus hippocastanum	Dried bark from branches of Aesculus hippocastanum L.	HAB	Aesculus hippocastanum ex cortice, ethanol. Decoctum	Ph.Eur.Hom. 1.2.12 (ethanol 36%)	Aesculus, Cortex; Aesculus, Cortex/Borago/Hamamelis, Folium; Aesculus, Cortex/Rosmarini aetheroleum; Aesculus/Lavandula siccata; Ceratum Ratanhia comp.; Ratanhia comp.; Salvia comp.; Stibium comp.	
Aesculus hippocastanum	Dried seeds of Aesculus hippocastanum L.	DAB	Roskastaniensamen, Hippocastani semen	HAB 12g, 12m	Aesculus, Semen; Aesculus/Prunus comp.; Solum uliginosum comp.	
Agaricus bulbosus	see Amanita phalloides	Ph.Eur.				
Agaricus muscarius	see Amanita muscaria					
Agaricus muscarius	The red skin (cutis rubra) of the fruiting body of Amanita muscaria (L. ex Fr.) Hook.			Ph.Eur.Hom. 1.1.11 (ethanol 45%)		
Agaricus phalloides	see Amanita phalloides					
Agnus castus	see Vitex agnus-castus					
Agropyron repens	Whole or cut, washed and dried rhizome of Agropyron repens (L.) P.Beauv. (Elymus repens [L.] Gould); the adventitious roots are removed	Ph.Eur.	Graminis rhizoma	Ph.Eur.Hom. 1.2.12 (ethanol 36%)	Flores Sambuci comp./Quarz	
Agropyron repens	see Elymus repens					
Alcea rosea	Dried, fully developed flowers with calices of Alcea rosea L. (Althaea rosea (L.) Cav.)			HAB 12g	Malva comp.	
Alfalfa	see Medicago sativa					
Allium cepa	Fresh bulbs of Allium cepa L.	HAB; Ph.fr.	Allium cepa HAB; Allium cepa ferm. 34a; Allium cepa pph Ph.fr.	HAB Allium cepa (and Ph.Eur.Hom. 1.1.3), HAB 34a, Ph.Eur.Hom. 1.1.10 (see monograph: Ethanol 45%) (Ph.fr.)	Allium cepa/ Mercurialis comp.; Allium cepa/Tendo comp.; Archangelica comp.; Articulatio talocruralis comp.; Cartilago comp.; Cepa; Kastanien-Haartonium; Mercurialis/Stibium comp.; Stannum/Symphytum comp.; Symphytum comp.; Vespa crabro comp.	
Allium sativum	Fresh bulb of Allium sativum L.	(HAB); Ph.Eur.; USP	Allium sativum aph	acc. to monograph Ph.Eur.Hom. or HAB (and Ph.Eur.Hom. 1.1.5)	Archangelica comp.	
Allium ursinum	Fresh whole plants of Allium ursinum L. at the start of flowering	HAB	Allium ursinum	Ph.Eur.Hom. 1.1.3, 1.1.10 (ethanol 45%)		
Aloe	Concentrated and dried juice of Aloe ferrox Mill.	(HAB); Ph.Eur.	Aloe capensis	Ph.Eur.Hom. 1.1.8 (Ethanol 70%), 4.1.1		

Name of the substance	Definition	Reference to Standard	Name of the monograph	Preparation method	Reference for use in anthroposophic medicine	
					KC Monograph	Other
Althaea officinalis	Peeled or unpeeled, whole or cut, dried root of Althaea officinalis L.	Ph.Eur.	Althaeae root	aqueous extract DER 1:8- 12	Sirupus Thymi comp.	
Amanita muscaria	Fresh fruiting bodies of Amanita muscaria (L.) Lam. Champignon (carpophore) entier, fraits from Amanita muscaria (L. ex Fries) Hooker	HAB; Ph.fr.	Amanita muscaria HAB; Agaricus muscarius pph Ph.fr.	Ph.Eur.Hom. 1.1.5, 1.1.11 (see monograph: ethanol 45%), HAB 33b	Agaricus comp./Phosphorus; Agaricus muscarius; Conchae comp.; Mygale comp.	
Amanita phalloides	Whole, fresh mushroom (fruiting body) Amanita phalloides (Vaill. ex Fr.) Link	Ph.Eur.	Amanita phalloides aph	Ph.Eur.Hom. 1.1.5, 1.1.10 (ethanol 45%)		
Ammi visnaga	Dried ripe fruits of Ammi visnaga (L.) Lam.	HAB	Ammi visnaga	Ph.Eur.Hom. 1.1.8 (ethanol 70%), HAB 35b	Ammi visnaga comp.	
Amygdalae amarae	see Prunus dulcis var. amara					
Anacardium	see Semecarpus anacardium					
Anagallis arvensis	Fresh aerial parts of Anagallis arvensis L., collected at flowering	(HAB)	Anagallis arvensis	Ph.Eur.Hom. 1.1.3, 1.5.1, HAB 33b	Anagallis/Malachit comp.	
Anagallis arvensis	Dried aerial parts of Anagallis arvensis L., having been collected at flowering		Anagallis arvensis	Ph.Eur.Hom. 1.2.13 (ethanol 50%)	Anagallis/Malachit comp.	Répertoire de méd. anthr.
Anamirta cocculus	Dried, ripe fruit of Anamirta cocculus (L.) Wight et. Arn. (syn. A. paniculata Colebr.)	Ph.Eur.	Anamirta cocculus aph	Ph.Eur.Hom. 1.1.8 (ethanol 90%)	Cocculus/Oleum Petrae comp.	
Ananas comosus	Freshly pressed juice of fruit of Ananas comosus (L.) Merr.			Ph.Eur.Hom. 3.1.1	Resina Laricis comp.	
Ananas comosus	Fresh fruit of Ananas comosus (L.) Merr.			Maceration with ethanol 96% (Fruit: ethanol 96%; 4:1)	Ananassa comp. ; Resina Laricis comp.	
Angelica archangelica	Fresh roots and rhizomes of Angelica archangelica L.	HAB	Angelica archangelica, ethanol. Decoctum	Ph.Eur.Hom. 1.2.11, HAB 33c	Archangelica ; Archangelica comp. ; Archangelica/Pyrit comp.	
Angelica archangelica	Whole or cut, carefully dried rhizome and root of Angelica archangelica L. (syn. A. officinalis Hoffm.)	Ph.Eur.	Angelicae archangelicae radix	Ethanolic distillation together with other drugs	Spiritus contra tussim; Spiritus Melissa comp.	
Anhalonium	see Lophophora williamsii					
Anisum	see Pimpinella anisum					
Anthyllis vulneraria	Fresh aerial parts of Anthyllis vulneraria L. at flowering			HAB 12c	Calendula/Tropeaeolum comp.	
Apocynum cannabinum	Fresh underground parts of Apocynum cannabinum L.	HAB	Apocynum cannabinum	Ph.Eur.Hom. 1.1.5, 1.2.9	Scilla comp.	

Name of the substance	Definition	Reference to Standard	Name of the monograph	Preparation method	Reference for use in anthroposophic medicine	
					KC Monograph	Other
Aralia racemosa	Fresh underground parts of Aralia racemosa L.	HAB	Aralia racemosa	Ph.Eur.Hom. 1.1.5		
Arctium lappa	Dried whole or cut roots of Arctium lappa L. (A. major Gaertn.), A. minus (Hill) Bernh. and A. tomentosum Mill. also related species or hybrids (Asteraceae), collected in autumn of the first year or spring of the second year	DAC	Klettenwurzel - Bardanae radix	HAB 12g	Arnica/Lappa comp. ; Betula/Lappa comp.	
Arctostaphylos uva-ursi	Whole or fragmented, dried leaves of Arctostaphylos uva-ursi (L.) Spreng.	Ph.Eur.	Uvae ursi folium	Ph.Eur.Hom. 1.2.12 (ethanol 36%)	Uva ursi comp.	
Arisaema triphyllum	Fresh underground parts of Arisaemia triphyllum (L.) Torr.; collected before the leaves develop.	HAB	Arisaema triphyllum	Ph.Eur.Hom. 1.1.5		
Armoracia rusticana	Fresh underground parts of Armoracia rusticana Ph. Gaertn., Mey. et Scherb.	Ph.fr.	Cochlearia armoracia pph	Ph.Eur.Hom. 1.1.5, 1.1.10 (Ethanol 55%), HAB 12a	Cochlearia armoracia	
Arnica montana	Volatile oil from the underground parts of Arnica montana L.			see App. 2.6 (Calcium silicicum comp.)		Vademecum: Calcium silicicum comp.
Arnica montana	Fresh flower-heads of Arnica montana L.			HAB 12c	Argentum/Urtica comp.; Arnica, Flos ; Calendula/Urtica comp.	

Name of the substance	Definition	Reference to Standard	Name of the monograph	Preparation method	Reference for use in anthroposophic medicine	
					KC Monograph	Other
Arnica montana	Whole fresh flowering plants of Arnica montana L.	HAB; Ph.fr.	Arnica montana ex planta tota; Arnica montana ex planta tota 3a; Arnica montana ex planta tota Rh HAB; Arnica (plante entière) PPH Ph.fr.	Ph.Eur.Hom. 1.1.4, 1.1.5, 1.1.7, 1.1.10 (ethanol 45% Ph.fr.), 1.5.1, HAB 12a, 33c. See also App. 2.7; Arnica montana 1:1,1	Aconitum/Arnica comp./Apis; Aconitum/Arnica comp./Formica; Aconitum/Arnica/Betula comp.; Aconitum/Arnica/Bryonia; Allium cepa/Tendo comp.; Apis/Arnica; Arnica comp.; Arnica, Planta tota ; Arnica, Planta tota/ Aurum ; Arnica, Planta tota/ Cor ; Arnica, Planta tota/Equisetum arvense ; Arnica, Planta tota/Formica; Arnica, Planta tota/ Vespa Crabro ; Arnica- Cerebrum ; Arnica/Betula comp.; Arnica/Cactus comp.; Arnica/ Echinacea comp.; Arnica/ Epiphysis/ Plumbum mellitum comp.; Arnica/Formica comp.; Arnica/ Hypophysis/ Plumbum mellitum comp.; Arnica/ Levisticum comp.; Arnica/ Plumbum mellitum; Arnica/ Symphytum comp.; Arnica/ Urtica urens; Articulation talocruralis comp.; Aurum/ Onopordon comp.; Betula/ Arnica comp.; Cactus/ Magnesium phosphoricum; Cerebellum comp.; Crataegus/ Prunus comp; Disci comp. cum Aesc.	
					Ph.Eur.Hom. 1.5.1, HAB 33c	
Arnica montana	Fresh underground parts of Arnica montana L.				Apis comp.; Arnica	
Arnica montana	Whole or partially broken, dried flower-heads of Arnica montana L.	HAB; Ph.Eur.	Arnicae flos; Arnica montana e flore H 10% (HAB)	HAB 12d (olive oil), 12g	Apis/ Arnica comp.; Arnica comp./ Cuprum ; Arnica comp./ Formica ; Arnica, Flos ; Arnica/ Lappa comp.; Loto Pruni comp.; Oleum lactagogum	
Arnica montana	Dried underground parts of Arnica montana L.	HAB	Arnica montana	Ph.Eur.Hom. 1.1.8 (Ethanol 90%); Ph.Helv. 17.7.4.3/ APC 4.3	Arnica ; Cinis Arnicae comp.	
Artemisia abrotanum	Fresh young shoots and leaves of Artemisia abrotanum L. (HAB); Fresh, non-woody aerial part of Artemisia abrotanum L. (Ph.fr.)	HAB; Ph.fr.	Artemisia abrotanum HAB; Abrotanum pph Ph.fr.	Ph.Eur.Hom. 1.1.5, 1.1.10 (Ethanol 65 %) HAB 33c	Abrotanum; Bolus alba comp.	
Artemisia absinthium	Fresh upper shoots with attached leaves and flowers and basal leaves of Artemisia absinthium L. separately or as a mixture.	HAB	Artemisia absinthium	Ph.Eur.Hom. 1.1.5, Extraction with ethanol 36% (1:2.3)	Cichorium/ Taraxacum comp.	

Name of the substance	Definition	Reference to Standard	Name of the monograph	Preparation method	Reference for use in anthroposophic medicine	
					KC Monograph	Other
Artemisia absinthium	Basal leaves or slightly leafy, flowering tops, or mixture of these dried, whole or cut organs of Artemisia absinthium L.	(HAB); Ph.Eur.	Absinthii herba: Artemisia absinthium ex herba siccata, ethanol. Infusum HAB	Ph.Eur.Hom. 1.2.13 (ethanol 50%), 1.4.4, Extraction with water (together with other herbal drugs)	Absinthium/Caryophylli comp.; Absinthium/Resina Laricis; Artemisia comp.; Cinis Capsellae comp.; Cocculus/Oleum Petrae comp.; Gentiana comp.; Gentiana/Zingiber comp.; Uva ursi comp.	
Arum maculatum	Fresh underground parts of Arum maculatum L., collected before the leaves develop.	HAB	Arum maculatum	Ph.Eur.Hom. 1.1.5, 1.2.4	Arum maculatum/Pteridium aquilinum	
Arum triphyllum	see Arisaema triphyllum					
Asa foetida	see Ferula assa-foetida					
Asarum europaeum	Fresh underground parts of phenylpropane-containing subspecies of Asarum europaeum L.	HAB	Asarum europaeum	Ph.Eur.Hom. 1.1.5		
Asperula odorata	see Galium odoratum					
Aspidium filix-mas	see Dryopteris filix-mas					
Asplenium scolopendrium	see Phyllitis scolopendrium					
Astragalus exscapus	Fresh flowering and in fruit rosettes of Astragalus exscapus L.			Ph.Eur.Hom. 1.1.5	Vademecum: Astragalus exscapus	
Atropa bella-donna	Fresh fruits of Atropa bella-donna L.			Ph.Eur.Hom. 1.1.6, HAB 33a	Apis/Belladonna: Apis/Belladonna/Mercurius; Belladonna: Belladonna/Rosae aetheroleum; Echinacea/Mercurius comp.; Rhus/Salix comp.	
Atropa bella-donna	Whole, fresh, flowering plant of Atropa belladonna L., harvested at the end of flowering, with the ligneous base of the stems removed	(HAB); Ph.Eur.	Atropa belladonna aph; Atropa bella-donna Rh HAB	Ph.Eur.Hom. 1.1.3, 1.1.10 (ethanol 45%), 1.5.1	Acidum hydrochloricum comp.; Apis/Belladonna; Argentum comp.; Aurum/Belladonna comp.; Belladonna; Belladonna/Betula/Formica; Belladonna/Lens crystallina Columbae/Resina Laricis; Belladonna/Oxalis; Belladonna/Papaver comp.; Belladonna/Quarz; Bolus Eucalypti comp.; Bryonia/Gelsemium comp.; Bryonia/Spongia comp.; Cactus/Magnesium phosphoricum; Chamomilla comp.; Drosera/Ipecacuanha comp.; Eucalyptus comp.; Oxalis comp.; Pulvis Stomachicus cum Belladonna; Zinnober comp.	

Name of the substance	Definition	Reference to Standard	Name of the monograph	Preparation method	Reference for use in anthroposophic medicine	
					KC Monograph	Other
Atropa bella-donna	Fresh aerial parts of <i>Atropa bella-donna</i> L. without woody lower stem sections, collected at the beginning of flowering			HAB 33a	Ammi visnaga comp.; Antimonit/Rosae aetheroleum comp.; Apis/Berberis comp.; Aurum/Plumbum mellitum comp.; Belladonna; Belladonna/Rosae aetheroleum; Belladonna comp.; Carum carvi comp.; Coniunctiva comp.; Echinacea/Quarz comp.; Lachesis comp.; Periodontium/Silicea comp.; Silicea comp.; Thyreoidea comp.; Veratrum comp.	
Atropa bella-donna	Fresh underground parts of <i>Atropa bella-donna</i> L.			Ph.Eur.Hom. 1.5.1, HAB 33b	Aconitum comp.; Belladonna; Belladonna/Chamomilla; Bryonia/Pulsatilla comp.; Viscum comp.	
Avena sativa	Whole fresh plants of <i>Avena sativa</i> L., collected when the grain has ripened to the milky stage	HAB	Avena sativa ferm 33c	HAB 33c	Apis regina/Aurum comp.; Avena comp.; Avena/Passiflora comp.	
Avena sativa	Fresh aerial parts of <i>Avena sativa</i> L., collected when the grain has ripened to the milky stage			Aqueous extract (with sucrose) 1:5 (see mon. KC)	Hypericum/Passiflora comp.	
Avena sativa	Fresh aerial parts of <i>Avena sativa</i> L., collected at flowering time	HAB; Ph.fr.	Avena sativa HAB; Avoine cultivée pph Ph.fr.; Avena sativa 2b	Ph.Eur.Hom. 1.1.1, 1.1.4, 1.1.10 (ethanol 45 %)	Avena sativa; Avena sativa comp.	
Avena sativa	Germinated fruits of <i>Avena sativa</i> L.			APC 4.3	Cor/Crataegus comp.; Fragaria/Urtica comp.; Magnesium phosphoricum comp.; Magnesium phosphoricum cum cinere Avenae; Veratrum comp.	
Avena sativa	Dried milled fruits of <i>Avena sativa</i> L.			API	Avena/Conchae comp.	
Balsamum peruvianum	see Myroxylon balsamum					
Bambusa	see Phyllostachys viridiglaucescens					
Belladonna	see Atropa bella-donna					
Bellis perennis	Whole fresh flowering plants of <i>Bellis perennis</i> L.	HAB; Ph.fr.	Bellis perennis HAB; Bellis perennis pph Ph.fr.	Ph.Eur.Hom. 1.1.3, 1.1.10 (ethanol 45%)	Symphytum comp.	
Bellis perennis	Fresh aerial parts of <i>Bellis perennis</i> L. at flowering			HAB 12c	Bellis/Tropaeolum; Calendula/Tropaeolum comp.	
Benzoe	Resin obtained by incising the trunk of <i>Styrax tonkinensis</i> (Pierre) Craib ex Hartwich	Ph.Eur.	Benzoe tonkinensis	Ph.Eur.Hom. 1.1.10 (ethanol 90%)	Ceratum benzoïnatum	

Name of the substance	Definition	Reference to Standard	Name of the monograph	Preparation method	Reference for use in anthroposophic medicine	
					KC Monograph	Other
Berberis aquifolium	see Mahonia aquifolium					
Berberis vulgaris	Fresh aerial parts of Berberis vulgaris L. at flowering			HAB 33c	Berberis/Prostata comp. ; Berberis/Uterus comp.	
Berberis vulgaris	Fresh underground parts of Berberis vulgaris L.			Ph.Eur.Hom. 1.4.3, HAB 33d	Apis/Berberis comp. ; Berberis/Hypericum comp. ; Berberis/Prostata comp. ; Berberis/Sabal comp. ; Berberis/Sepia comp. ; Berberis/Urtica urens, Herba; Berberis/Uterus comp. ; Lycopodium comp. ; Sabal/Solidago comp.	
Berberis vulgaris	Whole, fully ripened berries of Berberis vulgaris L. stripped off the fruit stalks	HAB	Berberis vulgaris e fructibus; Berberis vulgaris e fructibus Rh	Ph.Eur.Hom. 1.1.4, 1.5.1, HAB 33c	Alumen/Helleborus comp. ; Argentum/Berberis comp. ; Berberis e fructibus comp. ; Berberis, Fructus; Berberis/Eucalyptus/ Silicea comp. ; Berberis/Mercurialis perennis; Berberis/Nicotiana comp. ; Berberis/Prunus; Berberis/Pyrut comp. ; Berberis/Quarz; Berberis/Silicea comp. ; Echinacea comp. ; Echinacea/Prunus comp. ; Sambucus/Teucrium comp. ; Uva ursi comp.	
Berberis vulgaris	Fresh whole plant including berries of Berberis vulgaris L.			Ph.Eur.Hom. 1.5.1	Berberis, Planta tota/ Urtica urens	
Berberis vulgaris	Dried bark of aerial and underground parts of Berberis vulgaris L.	HAB	Berberis vulgaris; Berberis vulgaris, ethanol. Decoctum	Ph.Eur.Hom. 1.1.8, 1.2.12 (ethanol 70%), 1.4.2	Apis comp. ; Barium comp. ; Berberis, Cortex ; Berberis/Urtica urens, Herba	
Berberis vulgaris	Dried bark of underground parts of Berberis vulgaris L.	Ph.fr.	Épine-vinette pph	Ph.Eur.Hom. 1.1.10 (ethanol 55%)		Répertoire de méd. anthr.
Berberis vulgaris	Dried underground parts of Berberis vulgaris L.			HAB 12f	Berberis/Chelidonium comp. ; Berberis/Juniperus comp.	
Betonica	see Stachys officinalis					
Betula pendula	Fresh young leaves of Betula pendula Roth.	HAB	Betula pendula e foliis; Betula pendula e foliis e ferm 34e	Ph.Eur.Hom. 1.1.7, 1.5.2, HAB 34e	Belladonna/Betula/Formica ; Betula, Folium; Betula/Arnica comp. ; Betula/Juniperus ; Cartilago comp. ; Cartilago/Mandragora comp. ; Mandragora comp. ; Tropaeolum comp.	

Name of the substance	Definition	Reference to Standard	Name of the monograph	Preparation method	Reference for use in anthroposophic medicine	
					KC Monograph	Other
Betula pendula	Dried parts only of white bark from trunk and branches of Betula pendula Roth	HAB	Betula pendula ex cortice, ethanol. Decoctum	Ph.Eur. Hom. 1.2.12 (ethanol 50%)	Arnica/Betula comp.; Arnica/Epiphysis/Plumbum mellitum comp.; Arnica/Formica comp.; Arnica/Hypophysis/Plumbum mellitum comp.; Betula comp.; Betula, Cortex; Betula/Mandragora comp.; Retina/Secale comp.	
Betula pendula, Betula pubescens	Whole or fragmented dried leaves of Betula pendula Roth and /or Betula pubescens Ehrh., as well as hybrids of both species.	Ph.Eur.	Betulae folium	Ph.Eur. Hom. 1.2.12 (ethanol 36%), HAB 12g	Aconitum/Arnica comp./Apis; Aconitum/Arnica comp./Formica; Aconitum/Arnica/Betula comp.; Apis/Arnica comp.; Arnica comp./Cuprum; Arnica comp./Formica; Arnica/Lappa comp.; Arnica/Symphytum comp.; Betula, Folium; Betula/Lappa comp.; Bleiglanz/Secale comp.; Mandragora comp.; Medulla spinalis comp.; Oleum lactagugum	
Betula pendula, Betula pubescens	Carbon obtained from wood of Betula pendula Roth or B. pubescens Ehrh.	HAB	Carbo vegetabilis	Ph.Eur. Hom. 4.1.1 see app. 2.7	Barium/Pancreas comp.; Basilicum comp.; Birkenkohle comp.; Bolus alba comp.; Carbo Betulae; Carbo Betulae cum Methano; Carbo Betulae/Carvi aetheroleum; Carbo Betulae/Crataegus; Carbo Betulae/Sulfur; Nicotiana comp.; Nicotiana/Nux vomica comp.; Pancreas/Platinum chloratum comp.; Solutio Sacchari comp.; Tropaeolum comp.	
Boldo	see Peumus boldus					
Borago officinalis	Fresh leaves of Borago officinalis L.	(HAB 1924)	Borago officinalis	Ph.Eur. Hom. 1.1.4, HAB 34b	Aesculus, Cortex/ Borago/Hamelis, Folium; Aesculus/Prunus comp.; Aesculus/Quercus comp.; Borago; Borago comp.; Borago/Renes comp.; Quercus comp.	
Borago officinalis L.	Fresh aerial parts of Borago officinalis L. at flowering			HAB 12a, 12c	Borago	
Boswellia species	Solidified gum-resin obtained from incisions in the shrubs or trees of members of the genus Boswellia, particularly Boswellia carteri Birdwood (Syn. Boswellia sacra Flueckiger) and/or Boswellia frereana Birdwood			Ph.Eur. Hom. 1.1.8 (ethanol 90%), 4.1.1	Aurum comp.; Aurum/Epiphysis comp.; Aurum/Hypophysis comp.; Olibanum comp./Succinum	

Name of the substance	Definition	Reference to Standard	Name of the monograph	Preparation method	Reference for use in anthroposophic medicine	
					KC Monograph	Other
Brassica nigra	Ripe dried seeds of Brassica nigra (L.) Koch	DAC	Schwarze Senfsamen - Sinapis nigrae Semen	HAB 12f	Aesculus/Cera comp.	
Bryonia cretica	Fresh root of Bryonia cretica L. ssp. dioica (Jacq.) Tutin, harvested before shoots are produced	HAB	Bryonia cretica fém. 33b	HAB 33b	Aconitum/China comp.; Aesculus/Cera comp.; Apis/Bryonia; Apis/Larynx comp.; Bronchi/Plantago comp.; Bryonia; Bryonia comp.; Bryonia/Pulsatilla comp.; Bryonia/Stannum; Bryonia/Viscum comp.; Gelsemium comp.; Magnesium sulfuricum/Ovaria comp.; Pulmo/Vivianit comp.; Rhus/Salix comp.	
Bryonia cretica, Bryonia alba	Fresh root of Bryonia cretica L. ssp. dioica (Jacq.) Tutin or Bryonia alba L., harvested before flowering	HAB	Bryonia	Ph.Eur.Hom. 1.1.3	Aconitum/Arnica/Bryonia; Aconitum/Bryonia; Apis/Bryonia; Apis/Rhus toxicodendron comp.; Bryonia; Bryonia/Eupatorium comp.; Bryonia/Formica comp.; Bryonia/Gelsemium comp.; Bryonia/Spongia comp.; Echinacea/Prunus comp.; Ferrum phosphoricum comp.	
Bryonia cretica, Bryonia alba	Fresh underground parts of Bryonia cretica L. ssp. dioica (Jacq.) Tutin or Bryonia alba L.	Ph.fr.	Bryonia pph	Ph.Eur.Hom. 1.1.10 (Ethanol 45%)		Répertoire de méd. anthr. (2016)
Bryophyllum daigremontianum & Bryophyllum pinnatum	Fresh leaves of Bryophyllum daigremontianum (Raym.-Hamet et H. Perrier) A. Berger and Kalanchoe pinnata (Lam.) Pers., harvested in the first year of growth	HAB	Bryophyllum	Ph.Eur.Hom. 1.1.7, 1.1.10 (ethanol 30 %), 33b	Bryophyllum; Bryophyllum comp.; Cimicifuga comp.; Ignatia comp.	
Bryophyllum pinnatum	Fresh pressed juice from leaves of Bryophyllum pinnatum (Lam.) Oken	(HAB)	Bryophyllum	APC 5.2.1	Bryophyllum	
Bryophyllum pinnatum	Fresh leaves of Bryophyllum pinnatum (Lam.) Oken, harvested in the first year of growth	HAB	Bryophyllum	Ph.Eur.Hom. 1.1.7, 1.5.1, see also App. 2.7: Bryophyllum pinnata 1:1,1	Bryophyllum; Bryophyllum/Conchae	
Buxus sempervirens	Fresh, young leafy branches of Buxus sempervirens L.	Ph.fr.	Buxus sempervirens aph	Ph.Eur.Hom. 1.1.10 (ethanol 65%)		
Cactus grandiflorus	see Selenicereus grandiflorus					
Cajeputi aetheroleum	see Melaleuca cajuputi Powell, Melaleuca leucadendra					
Calamus	see Acorus calamus					

Name of the substance	Definition	Reference to Standard	Name of the monograph	Preparation method	Reference for use in anthroposophic medicine	
					KC Monograph	Other
Calendula officinalis	Fresh flower heads of Calendula officinalis L.			HAB 12c	Argentum/Urtica comp.; Calendula; Calendula/Echinacea comp.; Calendula/ Tropaeolum comp.; Calendula/Urtica comp.; Echinacea/Viscum comp.; Thymus serpyllum comp.	
Calendula officinalis	Fresh aerial parts of Calendula officinalis L., collected at flowering time	HAB	Calendula officinalis, Calendula officinalis 2a	Ph.Eur.Hom. 1.1.3, 1.1.5; HAB 33c, expressing the juice	Allium cepa/ Mercurialis comp.; Argentum/Quercus comp.; Arnica/ Echinacea comp.; Calendula; Calendula comp.; Calendula Pressaft/Echinacea; Calendula/Echinacea purpurea; Calendula/Mercurialis comp.; Calendula/Stibium; Majorana/Thuja comp.; Mercurialis comp.; Mercurialis/ Stibium comp.; Symphytum comp.	
Calendula officinalis	Dried flower heads of Calendula officinalis L.			HAB 12f, 57	Calendula; Euphrasia comp.; Oleum rhinale	
Calendula officinalis	Whole or cut, dried, and fully opened flowers that have been detached from the receptacle of the cultivated, double-flowered varieties of Calendula officinalis L.	Ph.Eur.	Calendulae flos		Calendula	
Calendula officinalis	Dried aerial parts of Calendula officinalis L., collected at flowering time			HAB 12 d, extraction with oil together with other starting materials (1.2.10)	Apis/Arnica comp.; Arnica comp./ Cuprum; Arnica comp./Formica; Calendula/Mercurialis comp.; Oleum lactagum	
Campanula rotundifolia	Fresh, flowering aerial parts of Campanula rotundifolia L.			Ph.Eur.Hom. 1.1.10 (ethanol 45%)		
Capsella bursa-pastoris	Dried aerial parts of Capsella bursa-pastoris (L.) Medik, collected at flowering time	HAB	Capsella bursa-pastoris; Capsella bursa-pastoris, ethanol Infusum	Ph.Eur.Hom. 1.1.3, 1.2.13 (ethanol 36%)	Capsella bursa-pastoris; Capsella/ Majorana comp.; Cinis Capsellae comp.; Hydrastis comp.	
Capsicum annuum	Dried ripe fruits of Capsicum annuum L.	HAB; Ph.fr.	Capsicum annuum HAB; Capsicum annuum aph	Ph.Eur.Hom. 1.1.8 (ethanol 90%), 1.1.10 (ethanol 90%)	Capsicum annuum; Kastanien- Haartoniumum	
Caramel	see Saccharum officinarum					
Carapichea ipecacuanha	see Cephaelis ipecacuanha, Cephaelis acuminata					
Carduus benedictus	see Cnicus benedictus					

Name of the substance	Definition	Reference to Standard	Name of the monograph	Preparation method	Reference for use in anthroposophic medicine	
					KC Monograph	Other
Carduus marianus	see Silybum marianum					
Carex arenaria	Dried rhizome of Carex arenaria L., collected in spring			App. 2.7: Carex arenaria, ethanol. Decoctum 1:4		Soldner / Stellmann (2011), Individuelle Pädiatrie, p. 190-198
Carum carvi	Oil obtained by steam distillation from the dry fruits of Carum carvi L.	Ph.Eur.	Carvi aetheroleum	API	Berberis/Chelidonium comp.; Bolus alba comp.; Carbo Betulae/Carvi aetheroleum; Melissa comp.; Oleum lactagogum; Tropaeolum comp.	
Carum carvi	Whole, dry mericarp of Carum carvi L.	(HAB); Ph.Eur.	Carvi fructus; Carum carvi HAB; Carum carvi, ethanol. Decoctum	Ph.Eur.Hom. 1.1.8 (ethanol 90%), 1.2.12 (ethanol 70%), aqueous extract 1.8:1, extract with ethanol 36%, API, APC 4.2	Artemisia comp.; Basilicum comp.; Carum carvi; Carum carvi comp.; Centaurium comp.	
Caryophyllus	see Syzygium aromaticum					
Cassia angustifolia, Cassia senna	Dried leaflets of Cassia senna L. (C. acutifolia Delile), known as Alexandrian or Khartoum senna, or Cassia angustifolia Vahl., known as Tinnevely senna, or a mixture of the 2 species.	Ph.Eur.	Sennae folium	API	Centaurium comp.	
Cassia senna	Dried fruit of Cassia senna L. (C. acutifolia Delile)	Ph.Eur.	Sennae fructus acutifoliae	Ph.Eur.Hom. 1.2.12 (ethanol 50%)	Artemisia comp.	
Caulophyllum thalictroides	Fresh underground parts of Caulophyllum thalictroides (L.) Michx., harvested in late summer	HAB	Caulophyllum thalictroides	Ph.Eur.Hom. 1.1.5		
Caulophyllum thalictroides	Dried underground parts of Caulophyllum thalictroides (L.) Michaux.	Ph.fr.	Caulophyllum thalictroides aph	Ph.Eur.Hom. 1.1.10 (ethanol 65%)		Répertoire de méd. anthr. (2016)
Ceanothus americanus	Dried leaves of Ceanothus americanus L.	HAB; Ph.fr.	Ceanothus americanus HAB; Céanothe d'amérique sec pph Ph.fr.	Ph.Eur.Hom. 1.1.8 (ethanol 70%), 1.1.10 (ethanol 65%)		Répertoire de méd. anthr. (2016)
Ceanothus americanus	Dried leaves of Ceanothus americanus L.	HAB; Ph.fr.	Ceanothus americanus HAB; Céanothe d'amérique sec pph Ph.fr.	Ph.Eur.Hom. 1.1.8 (ethanol 70%), 1.1.10 (ethanol 65%)		Répertoire de méd. anthr. (2016)
Centaurium erythraea	Fresh aerial parts of Centaurium erythraea Rafn.			Ph. Eur. 1.1.4, ethanolic extract 1:2.3 (ethanol 36%)	Cichorium/Taraxacum comp.	

Name of the substance	Definition	Reference to Standard	Name of the monograph	Preparation method	Reference for use in anthroposophic medicine	
					KC Monograph	Other
Centaurium erythraea Rafn.	Whole or fragmented dried flowering aerial parts of Centaurium erythraea Rafn s.l. including C. majus (H. et L.) Zeltner and C. suffruticosum (Griseb.) Ronn. (syn.: Erythraea centaurium Persoon; C. umbellatum Gilibert; C. minus Gars.)	Ph.Eur.	Centaurii herba	API	Centaurium comp.	
Centella asiatica	Dried, whole plant of Centella asiatica (L.) Urban (Hydrocotyle asiatica L.)	Ph.fr.	Hydrocotyle asiatica pph	Ph.Eur.Hom. 1.1.10 (ethanol 45%)		
Cepa	see Allium cepa					
Cephaelis ipecacuanha	see Psychotria ipecacuanha					
Cephaelis ipecacuanha, Cephaelis acuminata	Fragmented and dried underground organs of Carapichea ipecacuanha (Brot.) L. Andersson (syn. Cephaelis ipecacuanha (Brot.) A. Rich.; Cephaelis acuminata H. Karst.) from Mato Grosso or Costa Rica. The principal alkaloids are emetine and cephaeline	Ph.Eur.; Ph.fr.	Ipecacuanhae radix; Ipeca pph Ph.fr.	Ph.Eur.Hom. 1.1.10 (ethanol 65%)		Répertoire de méd. anthr. (2016)
Cetraria islandica	Whole or cut, dried thallus of Cetraria islandica (L.) Acharius s.l.	(HAB); Ph.Eur.	Lichen islandicus	Ph.Eur.Hom. 1.2.12 (ethanol 70%), aqueous extract	Cetraria islandica; Lichenes comp.; Verbascum comp.	
Chamomilla recutita	see Matricaria recutita					
Chelidonium majus	Fresh rhizome and adherent roots of Chelidonium majus L., collected during late autumn or on the appearance of the first shoots	HAB	Chelidonium majus; Chelidonium majus Rh	Ph.Eur.Hom. 1.1.5, 1.5.1, 1.5.1, HAB 34b	Belladonna/Papaver comp.; Berberis/Chelidonium comp.; Chelidonium/Chelidonium comp.; Chelidonium/Colocynthis; Chelidonium/Curcuma; Chelidonium/Terebinthina laricina comp.; Colchicum comp.	
Chelidonium majus	Fresh flowers of Chelidonium majus L.	HAB	Chelidonium majus e floribus, ethanol. Digestio	Ph.Eur.Hom. 1.2.3	Aquilinum comp.; Chelidonium; Chelidonium/Oxalis comp.; Colchicum/Chelidonium; Colchicum/Spongia comp.	
Chelidonium majus	Fresh aerial parts of Chelidonium majus L., collected at flowering time			HAB 34b	Berberis/Chelidonium comp.; Chelidonium; Chelidonium/Colocynthis; Chelidonium/Terebinthina laricina comp.	
Chelidonium majus	Fresh whole flowering plants of Chelidonium majus L.	Ph.fr.	Chelidonium majus pph	Ph.Eur.Hom. 1.1.10 (ethanol 45%)		

Name of the substance	Definition	Reference to Standard	Name of the monograph	Preparation method	Reference for use in anthroposophic medicine	
					KC Monograph	Other
<i>Chelidonium majus</i>	Whole flowering plant, including the root of <i>Chelidonium majus</i> L.	Ph.Hom.Br.	<i>Chelidonium</i>	Ph.Hom.Br. 10.1, ethanol content 45%		ABMA-Vademecum
<i>Chimaphila umbellata</i>	Dried aerial parts of <i>Chimaphila umbellata</i> (L.) Barton	Ph.fr.	<i>Chimaphila umbellata</i> pph	Ph.Eur.Hom. 1.1.10 (ethanol 65%)		Répertoire de méd. anthr. (2016)
China	see <i>Cinchona pubescens</i>					
Chlorophyceae (class), <i>Cladophora</i> or <i>Oedogonium</i> (genera)	Fresh thalli of algae from the genus <i>Cladophora</i> or <i>Oedogonium</i> or other genera of filamentous organised green algae from the class Chlorophyceae.			HAB 33e	<i>Argentum nitricum</i> comp.	
<i>Chrysosplenium alternifolium</i>	Whole fresh plants of <i>Chrysosplenium alternifolium</i> L.			HAB 33b	<i>Chrysosplenium</i> comp.	
<i>Cichorium intybus</i>	Whole fresh flowering plants of <i>Cichorium intybus</i> L.	HAB	<i>Cichorium intybus</i> Rh	Ph.Eur.Hom. 1.1.7, 1.5.1, HAB 33c; extract with ethanol (36 %) 1.2.3	Anagallis comp.; Barium/Pancreas comp.; Berberis/Chelidonium comp.; <i>Chrysosplenium</i> comp.; <i>Cichorium</i> ; <i>Cichorium Plumbo cultum</i> ; <i>Cichorium Stanno cultum</i> ; <i>Cichorium/Pancreas</i> comp.; <i>Cichorium/Taraxacum</i> comp.; <i>Fragaria/Urtica</i> comp.; <i>Lien</i> comp.; <i>Pancreas/Platinum chloratum</i> comp.	
<i>Cichorium intybus</i>	Dried whole plants of <i>Cichorium intybus</i> L. var. <i>intybus</i> and <i>Cichorium intybus</i> L. var. <i>sativum</i> DC, collected at flowering time. The tough middle stem sections are not used.	HAB	<i>Cichorium intybus</i> , ethanol. Decoctum	Ph.Eur.Hom. 1.2.12 (ethanol 70%), APC 4.2, 4.3	<i>Acidum hydrochloricum</i> comp.; <i>Basilicum</i> comp.; <i>Cichorium</i> ; <i>Cichorium</i> comp.	
<i>Cimicifuga racemosa</i>	Fresh rhizome and adherent roots of <i>Cimicifuga racemosa</i> (L.) Nutt.	HAB	<i>Cimicifuga racemosa</i> ; <i>Cimicifuga racemosa</i> , ethanol. Decoctum	Ph.Eur.Hom. 1.1.5, 1.2.9, HAB 33c	<i>Cimicifuga</i> comp.; <i>Cimicifuga racemosa</i>	
<i>Cinchona pubescens</i>	Whole or cut, dried bark of <i>Cinchona pubescens</i> Vahl (<i>Cinchona succirubra</i> Pav.) of <i>Cinchona calisaya</i> Wedd., of <i>Cinchona ledgeriana</i> Moens ex Trimen or of their varieties or hybrids.	Ph.Eur.	<i>Cinchonae</i> cortex	Ph.Eur.Hom. 1.1.8 (ethanol 70%), HAB 35b	<i>Aconitum/China</i> comp.; <i>Drosera/Ipecacuanha</i> comp.	
<i>Cineraria maritima</i>	see <i>Senecio bicolor</i>					
<i>Cinnamomum verum</i>	Dried bark, freed from the outer cork and the underlying parenchyma, of the shoots grown on cut stock of <i>Cinnamomum verum</i> J. S. Presl.	Ph.Eur.	<i>Cinnamomi</i> cortex	Ph.Eur.Hom. 1.1.8 (ethanol 70%); distillation	<i>Spiritus contra tussim</i> ; <i>Spiritus Melissa</i> comp.	

Name of the substance	Definition	Reference to Standard	Name of the monograph	Preparation method	Reference for use in anthroposophic medicine	
					KC Monograph	Other
Cissus gongylodes	Fresh aerial roots of Cissus gongylodes (Bak.) Burch.			Ph.Eur. Hom. 1.1.7	Cissus-Ossa	
Citrullus colocynthis	Dried pulp of Citrullus colocynthis (L.) Schrad. without seeds	Ph.fr.	Colocynthis pph	Ph.Eur. 1.1.10 (ethanol 65%)		Répertoire de méd. anthr. (2016)
Citrullus colocynthis	Fresh peeled unripe fruit of Citrullus colocynthis (L.) Schrad. without seeds			HAB 33a	Berberis/Chelidonium comp.; Chelidonium/Colocynthis; Colocynthis	
Citrullus colocynthis	Dried peeled fruit of Citrullus colocynthis (L.) Schrad. without seeds	HAB	Citrullus colocynthis	Ph.Eur. Hom. 1.1.8 (ethanol 90%)	Colocynthis	
Citrus limon	Essential oil obtained by suitable mechanical means, without the aid of heat, from the fresh peel of Citrus limon (L.) Burman fil.	Ph.Eur.	Limonis aetheroleum	API	Citri aetheroleum; Silicea colloidalis comp.; Spiritus contra tussim; Spiritus Melissae comp.	
Citrus limon	Pressed juice from the fruit of Citrus limon (L.) Burman fil.			API	Argentum/Quercus comp.; Citrus/Cydonia; Flores Sambuci comp./Quarz; Lotio Pruni comp.	
Citrus limon	Fresh fruit of Citrus limon (L.) Burman fil.			HAB 33c, API, see also App. 2.7: Citrus limon, Fruct. rec. 1:0.41	Citrus/Cydonia	
Citrus medica	see Citrus limon					
Cladonia rangiferina	Dried thallus of Cladonia rangiferina (L.) Nyl. (Cladonia rangiferina (L.) Web.)			Ph.Eur. Hom. 1.1.10 (ethanol 65%); extraction with water (together with other ingredients)	Lichenes comp.	
Cladonia rangiferina	see Cladonia rangiferina					
Claviceps purpurea	Sclerotium of Claviceps purpurea (Fr.) Tul., grown on rye plants (Secale cereale L.) and dried at a temperature not exceeding 40 °C	HAB	Secale cornutum	Ph.Eur. Hom. 1.1.8 (Ethanol 70%), HAB 35b	Argentum/Secale; Bleiglanz/Secale comp.; Galenit/Retina comp.; Hydrastis comp.; Quarz/Secale; Retina/Secale comp.	
Clematis recta	Fresh, young leafy branches of Clematis recta L., collected at flowering time	Ph.fr.	Clematis erecta pph	Ph.Eur. Hom. 1.1.10 (ethanol 65%)		
Clematis recta	Fresh aerial parts of Clematis recta L., collected at flowering time	HAB	Clematis recta	Ph.Eur. Hom. 1.1.5		Vademecum: Clematis recta
Cnicus benedictus	Fresh aerial parts of Cnicus benedictus L., collected at flowering time	HAB	Cnicus benedictus; Cnicus Benedictus ethanol. Decoctum	Ph.Eur. Hom. 1.1.3, 1.2.11, HAB 33d	Borago comp.; Carduus benedictus/ Paeonia officinalis	

Name of the substance	Definition	Reference to Standard	Name of the monograph	Preparation method	Reference for use in anthroposophic medicine	
					KC Monograph	Other
Cocculus	see Anamirta cocculus					
Cochlearia armoracia	see Armoracia rusticana					
Cochlearia officinalis	Fresh aerial parts of <i>Cochlearia officinalis</i> L., collected at the start of flowering time	HAB	Cochlearia officinalis	Ph.Eur.Hom. 1.1.5, 1.1.10 (ethanol 45%), 1.5.1, HAB 33b	Basilicum comp.; Cochlearia officinalis; Tormentilla comp.; Tropaeolum comp.	
Cochlearia officinalis	Dried aerial parts of <i>Cochlearia officinalis</i> L., collected at the beginning of the flowering time			API	Cochlearia officinalis; Levisticum comp.	
Coffea arabica	Dried, roasted seeds of <i>Coffea arabica</i> L.			Ph.Eur.Hom. 1.2.12 (ethanol 18%)	Avena sativa comp.; Cuprum sulfuricum comp.; Zincum valerianicum comp.	
Coffea arabica	Ripe, dried, unroasted seeds of <i>Coffea arabica</i> L. with the seed coat (silver skin) largely removed	HAB	Coffea arabica	Ph.Eur.Hom. 1.1.8 (ethanol 70%), Ph.Helv.17.7.4.2/APC 4.2		
Colchicum autumnale	Fresh corms of <i>Colchicum autumnale</i> L., collected at flowering time and free from fibrous roots	HAB	Colchicum autumnale, ethanol. Digestio; Colchicum autumnale Rh	Ph.Eur.Hom. 1.2.4, 1.5.1	Apis comp.; Colchicum; Colchicum comp.; Colchicum/Sabina; Colchicum/Spongia comp.	
Colchicum autumnale	Fresh whole, flowering plant of <i>Colchicum autumnale</i> L.			HAB 34c	Colchicum; Colchicum/Chelidonium	
Colocythis	see Citrullus colocynthis					
Commiphora species	Gum-resin, hardened in air, obtained by incision or produced by spontaneous exudation from the stem and branches of <i>Commiphora molmol</i> Engler and/or other species of <i>Commiphora</i> .	Ph.Eur.	Myrrha	Myrrhae tinctura Ph.Eur.	Aurum comp.; Aurum/Epiphysis comp.; Aurum/Hypophysis comp.; Ceratum Ratanhia comp.; Ratanhia comp.; Resina Laricis/Solutio Myrrhae balsamica; Salvia comp.; Solutio Myrrhae balsamica	
Conium maculatum	Fresh flowerheads of <i>Conium maculatum</i> L., collected at the end of flowering time	Ph.fr.	Conium maculatum pph	Ph.Eur.Hom. 1.1.10 (ethanol 65%)		Répertoire de méd. anthr.
Conium maculatum	Fresh, aerial parts of the flowering, but not yet fruiting specimens of <i>Conium maculatum</i> L.	HAB	Conium maculatum	Ph.Eur.Hom. 1.1.3	Conium maculatum	
Convallaria majalis	Fresh aerial parts of <i>Convallaria majalis</i> L., collected at flowering time	HAB	Convallaria majalis; Convallaria majalis, ethanol. Digestio	Ph.Eur.Hom. 1.1.5, 1.2.3	Convallaria; Onopordon comp./Oleander/ Convallaria; Scilla comp.	
Convallaria majalis	Fresh whole, flowering plants of <i>Convallaria majalis</i> L.			HAB 33c	Adonis/Scilla comp.; Convallaria/Primula comp.	

Name of the substance	Definition	Reference to Standard	Name of the monograph	Preparation method	Reference for use in anthroposophic medicine	
					KC Monograph	Other
Convallaria majalis	Fresh flowers with pedicels of Convallaria majalis L.			Ph.Eur. Hom. 1.1.7 with extension: during the prescribed maceration time the mixture is exposed for 3 days to sunlight filtered through a saturated solution of alum.	Convallaria	
Coriandrum sativum	Dried cremocarp of Coriandrium sativum L.	Ph.Eur.	Coriandri fructus	Distillation (together with other ingredients)	Spiritus contra tussim; Spiritus Melissa comp.	
Crataegus laevigata, Crataegus monogyna	Fresh leaves and ripe fruit of Crataegus laevigata (Poir.) DC. and Crataegus monogyna Jacq. emend. Lindman			HAB 33d	Adonis comp.; Adonis/Scilla comp.; Arnica/Cactus comp.; Aurum/Valeriana comp.; Cactus/Melissa comp.; Cor/ Crataegus comp.; Crataegus; Crataegus/Viscum; Passiflora comp.	
Crataegus laevigata, Crataegus monogyna	Fresh ripe fruits of Crataegus laevigata (Poir) DC., Crataegus monogyna Jacq. and their hybrids, also mixtures thereof	HAB	Crataegus; Crataegus, ethanol. Digestio	See Monograph HAB (Ph.Eur. Hom. 1.1.3), Ph.Eur. Hom. 1.2.4, 1.2.5; aqueous extract with sucrose and citric acid (3:4.95:2:0.05)	Aurum/ Crataegus; Cactus/ Crataegus ; Cactus/ Crataegus comp.; Cactus/ Magnesium phosphoricum ; Carbo Betulae/ Crataegus ; Crataegus; Crataegus comp.; Crataegus/ Ferrum sidereum/ Saccharum tostum; Crataegus/ Kalmia; Crataegus/ Prunus comp.; Hypericum/ Passiflora comp.; Onopordon comp./ Oleander/ Arnica ; Onopordon comp./ Oleander/ Convallaria	
Crataegus laevigata, Crataegus monogyna	Whole or fragmented, dried flower-bearing branches of Crataegus monogyna Jacq. (Lindm.), C. laevigata (Poir.) DC. or their hybrids or; more rarely C. pentagyna Wäldst. et Kit. ex Willd. or C. azarolus L. These species may be mixed.	Ph.Eur.	Crataegi folium cum flore	Ph.Eur. Hom. 1.2.13	Crataegus	
Crataegus laevigata, Crataegus monogyna	Dried leaves of Crataegus monogyna Jacq. (Lindm.), or Crataegus laevigata (Poir.) DC. or other European Crataegus species			Extraction with ethanol 36% (DER 1:1.5-2.5)	Crataegus	

Name of the substance	Definition	Reference to Standard	Name of the monograph	Preparation method	Reference for use in anthroposophic medicine	
					KC Monograph	Other
<i>Crocus sativus</i>	Dried stigmas of <i>Crocus sativa</i> L., usually joined by the base to a short style.	(HAB); Ph.Eur.	<i>Crocus sativi stigma aph</i> ; <i>Crocus sativus</i> HAB	Ph.Eur.Hom. 1.1.8 (ethanol 90% acc. to HAB), 1.1.10 (ethanol 80%); ethanolic extract 1:20 (see App. 2.6: Kalium aceticum comp.)	Anagallis/Malachit comp.; Chamomilla/ Malachit comp.; Kalium aceticum comp.	
<i>Cucurbita maxima</i>	Dried pulp of pumpkins of <i>Cucurbita maxima</i> Duch.			API		Vademecum: Chelidonium/Curcuma comp.
<i>Cucurbita pepo</i>	Fresh flowers of <i>Cucurbita pepo</i> L.			Ph.Eur.Hom. 1.1.7, 4.2.1	Apatit/Conchae; Apatit/Phosphorus comp.; Conchae/Ferrum ustum comp.	
<i>Curcuma zanthorrhiza</i>	Dried rhizome, cut in slices, of <i>Curcuma zanthorrhiza</i> Roxb. (syn. <i>C. zanthorrhiza</i> D. Dietrich).	Ph.Eur.	<i>Curcumae zanthorrhizae</i> rhizoma	Ph.Eur.Hom. 1.2.12 (ethanol 70%), also API	Chelidonium/Curcuma	
<i>Cydonia oblonga</i>	Fresh ripe fruits of <i>Cydonia oblonga</i> Mill.	APC	<i>Cydonia oblonga</i> , fruit; <i>Cydonia oblonga</i> , fruit, heat treated aqueous tincture 1:2.1; <i>Cydonia oblonga</i> , fruit, glycerol extract with heat treatment 1:2.1; <i>Cydonia oblonga</i> , fruit, mother tincture obtained by rhythmic application of heat and cold; <i>Cydonia oblonga</i> e fructibus ferm 33b	extract according to monographs APC, HAB 33b	Citrus/Cydonia; Cydonia, Fructus; Flores Sambuci comp./Quarz	
<i>Cymbopogon winterianus</i>	Oil obtained by steam distillation from the fresh or partially dried aerial parts of <i>Cymbopogon winterianus</i> Jowitt.	Ph.Eur.	<i>Citronellae aetheroleum</i>	HAB 12h	<i>Citronellae aetheroleum</i> ; <i>Thymus serpyllum</i> comp.	
<i>Cynara scolymus</i>	Fresh leaves of <i>Cynara scolymus</i> L.	Ph.fr.	<i>Cynara scolymus</i> pph	Ph.Eur.Hom. 1.1.10 (ethanol 55%)		Répertoire de méd. anthr. (2016)
<i>Cytisus scoparius</i>	Fresh young tips of shoots of <i>Cytisus scoparius</i> (L.) Link with flowers and leaves	Ph.fr.	<i>Genista scoparia</i> pph	Ph.Eur.Hom. 1.1.10 (ethanol 65%)		Répertoire de méd. anthr.
<i>Cytisus scoparius</i>	Fresh aerial parts of <i>Cytisus scoparius</i> (L.) Link at flowering time			HAB 33c	Sarothamnus comp.; Scilla comp.	
<i>Daphne mezereum</i>	Fresh bark from the branches of <i>Daphne mezereum</i> L., collected prior to flowering	HAB	<i>Daphne mezereum</i>	Ph.Eur.Hom. 1.1.5	Mezereum	

Name of the substance	Definition	Reference to Standard	Name of the monograph	Preparation method	Reference for use in anthroposophic medicine	
					KC Monograph	Other
Datura stramonium	Fresh aerial parts of Datura stramonium L., collected at flowering time	HAB; Ph.fr.	Datura stramonium HAB; Datura stramonium aph Ph.fr.	Ph.Eur.Hom. 1.1.3, 1.1.10 (see monograph: ethanol 45%), 1.5.1	Mygale comp.; Stramonium	
Delphinium staphisagria	Dried ripe seed of Delphinium staphisagria L.	Ph.Eur.	Delphinium staphisagria aph	Ph.Eur.Hom. 1.1.8 (ethanol 90%), 1.1.10 (ethanol 65%)		Répertoire de méd. anthr. (2016)
Digitalis purpurea	Fresh leaf of Digitalis purpurea L., collected just before or during flowering	Ph.Eur.	Digitalis purpurea aph	Ph.Eur.Hom. 1.1.3, 1.2.4, 1.1.10 (ethanol 65%)	Digitalis purpurea	
Dolichos pruriens	see Mucuna pruriens					
Drosera rotundifolia, Drosera intermedia, Drosera anglica	Whole fresh plants of Drosera rotundifolia L., Drosera intermedia Hayne and Drosera anglica Huds., single species or mixed, collected at the start of flowering	HAB	Drosera	Ph.Eur.Hom. 1.1.3, HAB 33c	Drosera/Ipecacuanha comp.; Plantago comp.; Sirupus Thymi comp.	
Drosera rotundifolia, Drosera intermedia, Drosera anglica	Whole dried plants of different Drosera species, mainly Drosera rotundifolia L., Drosera anglica Huds. (D. longifolia L.), Drosera intermedia Hayne, Drosera madagascariensis DC, Drosera peltata Sm, Drosera ramentacea Burch. ex harv. et Sond., single species or mixed	Ph.fr.	Drosera aph	Ph.Eur.Hom. 1.1.3, 1.1.10 (ethanol 45%)		Répertoire de méd. anthr. (2016)
Dryopteris filix-mas	Fresh rhizome of Dryopteris filix-mas (L.) Schott, with roots			HAB 33c	Aquilinum comp.; Chelidonium comp.; Conchae comp.; Rhus/Salix comp.	
Dryopteris filix-mas	Fresh aerial parts of Dryopteris filix-mas (L.) Schott.			APC 3.8.1 (together with other fresh herbal drugs 1:4.1 parts ethanol 25%), 3.8.2	Aspidium/Salix comp.; Chelidonium comp.	
Dryopteris filix-mas	Ripe spores of Dryopteris filix-mas (L.) Schott.			Ph.Eur.Hom. 1.1.8 (ethanol 70%)	Agaricus comp./Phosphorus	
Dulcamara	see Solanum dulcamara					
Echinacea angustifolia	Whole fresh flowering plants of Echinacea angustifolia DC. (Rudbeckia angustifolia L.)	HAB	Echinacea HAB; Echinacea angustifolia ppH Ph.fr.	Ph.Eur.Hom. 1.1.5, 1.1.10 (ethanol 55%), 1.5.1, HAB 33c	Argentum/Echinacea; Argentum/Quercus comp.; Arnica/Echinacea comp.; Chamomilla comp.; Echinacea; Echinacea comp.	
Echinacea angustifolia, Echinacea pallida	Whole fresh flowering plants of Echinacea angustifolia DC. and Echinacea pallida (Nutt.) Nutt., single species or mixed	HAB	Echinacea	Ph.Eur.Hom. 1.1.5, HAB 33c	Argentum/Echinacea; Calendula Presssaff/Echinacea; Euphrasia comp.	

Name of the substance	Definition	Reference to Standard	Name of the monograph	Preparation method	Reference for use in anthroposophic medicine	
					KC Monograph	Other
Echinacea pallida	Fresh flowering plants of Echinacea pallida (Nutt.) Nutt.	HAB	Echinacea	HAB 33c	Antimonit/Rosae aetheroleum comp.; Argentum nitricum comp.; Cartilago/Echinacea comp.; Coniunctiva comp.; Echinacea; Echinacea/Parametrium comp.; Echinacea/Quarz comp.; Echinacea/Rosae aetheroleum; Echinacea/Viscum; Endometrium comp.; Majorana/Thuja comp.	
Echinacea pallida	Fresh aerial parts of Echinacea pallida (Nutt.) Nutt., collected at flowering time			HAB 12c	Calendula/Echinacea comp.; Calendula/Tropaeolum comp.; Echinacea; Echinacea/Viscum comp.	
Echinacea pallida	Fresh underground parts of Echinacea pallida (Nutt.) Nutt.			HAB 33d	Argentum/Echinacea; Echinacea/Mercurius comp.	
Echinacea purpurea	Whole fresh flowering plants of Echinacea purpurea (L.) Moench	HAB	Echinacea purpurea ex planta tota	Ph.Eur.Hom. 1.1.6	Arnica/Echinacea comp.; Calendula/Echinacea purpurea; Chamomilla comp.; Echinacea; Echinacea/Prunus comp.	
Echinacea purpurea	Fresh flowers of Echinacea purpurea (L.) Moench			Ph.Eur.Hom. 1.1.5	Echinacea	
Elymus repens	Fresh underground parts of Elymus repens (L.) Gould	HAB	Elymus repens	Ph.Eur.Hom. 1.1.5	Agropyron comp.	
Equisetum arvense	Fresh, green, sterile shoots of Equisetum arvense L.	HAB	Equisetum arvense Rh	Ph.Eur.Hom. 1.5.1, HAB 12c, 35b, see app. 2.7	Arnica; Planta tota/Equisetum arvense; Aurum/Equisetum; Cantharis comp.; Disci comp. cum Nicotiana; Disci comp. cum Pulsatilla; Disci comp. cum Stanno; Disci/Pulsatilla comp. cum Stanno; Disci/Viscum comp. cum Stanno; Equisetum arvense; Equisetum arvense Silicea cultum; Equisetum arvense/Formica; Equisetum/Stannum; Mandragora comp.; Solum uliginosum comp.	

Name of the substance	Definition	Reference to Standard	Name of the monograph	Preparation method	Reference for use in anthroposophic medicine	
					KC Monograph	Other
Equisetum arvense	Whole or cut, dried sterile aerial parts of Equisetum arvense L.	HAB; Ph.Eur.	Equiseti herba; Equisetum arvense, ethanol. Decoctum HAB	Ph.Eur. Hom. 1.2.12, HAB 12d, 12g, extraction with glycerol, APC 4.2, 4.3	Aesculus/Cera comp.; Carbo Equiseti arvensis; Carbones/Pankreas/Witherit ; Equisetum arvense; Equisetum arvense/Formica; Equisetum arvense/Tabacum; Equisetum comp.; Equisetum cum Sulfure tostum; Equisetum/Pancreas; Equisetum/Renes comp.; Equisetum/Stannum ; Equisetum/Viscum; Lens cristallina/Viscum comp. cum Stanno; Lien comp.; Mandragora comp.; Solum uliginosum comp.	
Equisetum fluviatile	see Equisetum limosum					
Equisetum limosum	Fresh aerial parts of Equisetum limosum L.			Starting material for the preparation of Equisetum limosum-Rubellit (app. 2.6)		Soldner/ Sielmann (2011) Individuelle Pädiatrie
Erythraea centaureum	see Centaurium erythraea					
Eschscholzia californica	Whole fresh flowering plants of Eschscholzia californica Cham.	Ph.fr.	Eschscholzia californica pph	Ph.Eur. Hom. 1.1.10 (ethanol 45%)		
Eucalyptus globulus	Essential oil obtained by steam distillation and rectification from the fresh leaves or the fresh terminal branchlets of various species of Eucalyptus rich in 1,8-cineole. The species mainly used are Eucalyptus globulus Labill., Eucalyptus polybractea R. T.Baker and Eucalyptus smithii R. T.Baker.	Ph.Eur.	Eucalypti aetheroleum	API	Argentum/Quercus comp.; Berberis/Eucalyptus/ Silicea comp.; Berberis/Juniperus comp.; Ceratum Ratanhia comp.; Echinacea/Prunus comp.; Eucalypti aetheroleum; Eucalypti aetheroleum comp.; Eucalyptus comp.; Majorana/Thuja comp.; Mercurius vivus/Eucalypti aetheroleum; Oleum camphoratum comp.; Oleum rhinale; Plantago comp.; Ratanhia comp.; Salviae aetheroleum comp.	
Eucalyptus globulus	Fresh leaves of Eucalyptus globulus Labill.			HAB 33d	Aconitum/China comp.; Argentum nitricum comp.; Calendula/Echinacea comp.; Cuprum sulfuricum/Eucalyptus	
Eucalyptus globulus	Whole or cut, dried leaves of older branches of Eucalyptus globulus Labill.	(HAB); Ph.Eur.	Eucalypti folium; Eucalyptus globulus HAB	Ph.Eur. Hom. 1.1.8 (ethanol 90%)	Bolus Eucalypti comp.; Bryonia/Eupatorium comp.; Ferrum phosphoricum comp.	
Eugenia caryophyllata	see Syzygium aromaticum					

Name of the substance	Definition	Reference to Standard	Name of the monograph	Preparation method	Reference for use in anthroposophic medicine	
					KC Monograph	Other
Eupatorium cannabinum	Fresh flowering aerial parts of <i>Eupatorium cannabinum</i> L.			HAB 33c	Aconitum/China comp.; Bronchi/Plantago comp.	
Eupatorium perfoliatum	Fresh aerial parts of <i>Eupatorium perfoliatum</i> L., collected at start of flowering	HAB; Ph.fr.	<i>Eupatorium perfoliatum</i> HAB; <i>Eupatorium perfoliatum</i> pph Ph.fr.	Ph.Eur.Hom. 1.1.5, 1.1.10 (ethanol 65%)	Bryonia/ <i>Eupatorium</i> comp.; Ferrum phosphoricum comp.	
Euphrasia stricta and Euphrasia officinalis	Whole fresh plants of <i>Euphrasia stricta</i> Wolff ex F.J. Lehm. and <i>Euphrasia officinalis</i> L. subsp. <i>rozkoviana</i> (Hayne) Towns, their hybrids and mixtures thereof, collected at flowering time	HAB	<i>Euphrasia</i> ; <i>Euphrasia</i> 3c; <i>Euphrasia</i> ferm 33c	Ph.Eur.Hom. 1.1.5, 1.1.7 (HAB 3c), 33c	<i>Euphrasia</i> ; <i>Euphrasia</i> comp.; <i>Euphrasia</i> /Rosae aetheroleum	
Euphrasia stricta and Euphrasia officinalis	Whole, fresh, flowering plants of <i>Euphrasia stricta</i> D. Wolff ex F.J. Lehm. and/or <i>Euphrasia rozkoviana</i> Hayne and/or their hybrids and/or their mixtures	Ph.fr.	<i>Euphrasia officinalis</i> pph	Ph.Eur.Hom. 1.1.10 (Ethanol 55%)		Répertoire de méd. anthr. (2016)
Fagus sylvatica	Branch and trunk wood of <i>Fagus sylvatica</i> L.			Ph.Helv. 17.7.4.3 (APC 4.3); raw material for the preparation of Kalium carbonicum e Fagi (app. 2.4)	Agropyron comp.; Anagallis comp.	
Ferula assa-foetida	Dried gum resin from <i>Ferula</i> species such as <i>Ferula assa-foetida</i> L. and <i>Ferula foetida</i> (Bunge) Regel. (<i>Asa foetida</i>)	HAB	<i>Asa foetida</i>	Ph.Eur.Hom. 1.1.8 (ethanol 90%)		
Filipendula ulmaria	Fresh aerial parts of <i>Filipendula ulmaria</i> (L.) Maxim. collected at flowering time.	HAB	<i>Filipendula ulmaria</i> ; <i>Filipendula ulmaria</i> ferm 34c	Ph.Eur.Hom. 1.1.5, HAB 34c	<i>Betula</i> /Mandragora comp.	
Filix-mas	see <i>Dryopteris filix-mas</i>					
Foeniculum vulgare	Essential oil obtained by steam distillation from the ripe fruits of <i>Foeniculum vulgare</i> Miller ssp. <i>vulgare</i> var. <i>vulgare</i> .	Ph.Eur.	<i>Foeniculi amari fructus</i> aetheroleum	API	<i>Berberis</i> / <i>Juniperus</i> comp.; <i>Melissa</i> comp.; <i>Salviae aetheroleum</i> comp.; <i>Tropaeolum</i> comp.	
Foeniculum vulgare	Dried cremocarps and mericarps of <i>Foeniculum vulgare</i> Mill. sp. <i>vulgare</i> var. <i>vulgare</i>	HAB; Ph.Eur.	<i>Foeniculi amari fructus</i> ; <i>Foeniculum vulgare</i> , ethanol. Decoctum HAB	Ph.Eur.Hom. 1.1.8 (ethanol 90%), 1.2.12 (ethanol 70%), API	<i>Species Carvi</i> comp.	
Fragaria vesca	Fresh, ripe false-fruits of <i>Fragaria vesca</i> L.			Ph.Eur.Hom. 1.5.1, extract with ethanol (66% m/m) and sucrose 3.2 (DER 1.0.9)	<i>Aqua Maris</i> comp.; <i>Fragaria</i> / <i>Urtica</i> ; <i>Fragaria</i> / <i>Urtica</i> comp.; <i>Fragaria</i> / <i>Urtica</i> /Gentiana; <i>Levisticum</i> comp.	

Name of the substance	Definition	Reference to Standard	Name of the monograph	Preparation method	Reference for use in anthroposophic medicine	
					KC Monograph	Other
Fragaria vesca	Dried, whole or cut leaves, collected at flowering time of <i>Fragaria vesca</i> L., <i>Fragaria moschata</i> West., <i>Fragaria viridis</i> West., <i>Fragaria x ananassa</i> (Duch.) Guedes (Rosaceae), their hybrids as well as hybrids with other <i>Fragaria</i> species or mixtures of them	DAC	Erdbeerblätter - <i>Fragariae folium</i>	API	Conchae/Ferrum ustum comp.; <i>Fragaria/Urtica</i> comp.; <i>Fragaria/Vitis</i> ; <i>Vitis</i> comp.	
Frangula alnus	see <i>Rhamnus frangula</i>					
Fucus vesiculosus	Fresh thallus of <i>Fucus vesiculosus</i> L.	Ph.fr.	<i>Fucus vesiculosus</i> pph	HAB 51	Tropaeolum comp.	
Fumaria officinalis	Fresh aerial parts of <i>Fumaria officinalis</i> L., collected at flowering time	HAB	<i>Fumaria officinalis</i>	HAB 1.1.3.33c	Tropaeolum comp.	Vademecum (combination see Hippocampus)
Galanthus nivalis L.	Fresh whole flowering plant of <i>Galanthus nivalis</i> L.			Ph.Eur.Hom. 1.1.6		Vademecum (see Hippocampus)
Gallae turcicae	Oak apples produced on young shoots of <i>Quercus infectoria</i> Olivier by the sting of the dyer's gall wasp <i>Andricus gallae tinctoriae</i> Olivier	HAB	Gallae turcicae	Ph.Eur.Hom. 1.1.8 (ethanol 70%)		
Gelsemium sempervirens	Fresh underground parts of <i>Gelsemium sempervirens</i> (L.) Jaume St.-Hil.	HAB	<i>Gelsemium sempervirens</i> ; <i>Gelsemium sempervirens</i> , ethanol. Decoctum	Ph.Eur.Hom. 1.1.5. 1.2.9, HAB 35b	Apis comp.; <i>Bryonia/Gelsemium</i> comp.; <i>Gelsemium</i> ; <i>Oxalis</i> comp.	
Gelsemium sempervirens	Dried underground parts of <i>Gelsemium sempervirens</i> (L.) Jaume St.-Hil.			Ph.Eur.Hom. 2.1.12 (ethanol 70%), HAB 35b	Disci/ <i>Rhus toxicodendron</i> comp.; <i>Gelsemium</i> ; <i>Gelsemium</i> comp.; <i>Rhus toxicodendron</i> comp.	
Genista scoparia	see <i>Cytisus scoparius</i>					
Gentiana lutea	Fresh underground parts of <i>Gentiana lutea</i> L.	HAB; Ph.fr.	<i>Gentiana lutea</i> ; <i>Gentiana lutea</i> , ethanol. Decoctum; <i>Gentiana lutea</i> Rh; <i>Gentiana lutea</i> PPH (Ph.fr)	Ph.Eur.Hom. 1.1.5, 1.1.10 (ethanol 55%), 1.2.10, 1.5.1, HAB 33c	<i>Bolus alba</i> comp.; <i>Cichorium/Taraxacum</i> comp.; <i>Gentiana lutea</i> ; <i>Nux vomica</i> comp.	
Gentiana lutea	Dried, fragmented underground organs of <i>Gentiana lutea</i> L.	Ph.Eur.	<i>Gentiana radix</i>	Ph.Eur.Hom. 1.4.3, aqueous extract, APC 4.2	<i>Aqua Maris</i> comp.; <i>Fragaria/Urtica/Gentiana</i> ; <i>Gentiana</i> comp.; <i>Gentiana/Zingiber</i> comp.	
Geraniaceae	see <i>Pelargonium</i> species					
Geum urbanum	Fresh underground parts of <i>Geum urbanum</i> L.	HAB	<i>Geum urbanum e rhizomate recente</i> , ethanol. Decoctum	Ph.Eur.Hom. 1.2.11, 1.5.1, HAB 33c	<i>Artemisia</i> comp.; <i>Bolus alba</i> comp.; <i>Geum urbanum</i>	

Name of the substance	Definition	Reference to Standard	Name of the monograph	Preparation method	Reference for use in anthroposophic medicine	
					KC Monograph	Other
Ginkgo biloba	Fresh leaves of Ginkgo biloba L.	HAB; Ph.fr.	Ginkgo biloba HAB; Ginkgo biloba PPH Ph.Fr.	Ph.Eur.Hom. 1.1.5, 1.1.10 (Ethanol 65%)		
Ginseng	see Panax ginseng					
Glechoma hederacea	Dried flowering plant of Glechoma hederacea L.			Ph.Helv. 17.7.4.3 (APC 4.3)	Cinis Glechomatis	
Gnaphalium	see Leontopodium alpinum					
Gossypium herbaceum	Dried seeds, devoid of fibres, of Gossypium herbaceum L. or G. hirsutum L.	Ayurvedic Pharmacopoeia of India	Karpasa	Maceration 1:3 with ethanol 73% m/m (80% V/V)		ABMA-Vademecum
Hamamelis virginiana	Fresh bark and leaves of Hamamelis virginiana L.			HAB 12c (bark:leaves 1:9)	Hamamelis	
Hamamelis virginiana	Fresh bark from roots and branches of Hamamelis virginiana L.	HAB	Hamamelis virginiana	Ph.Eur.Hom. 1.1.5, HAB 33e	Hamamelis	
Hamamelis virginiana	Fresh leaves of Hamamelis virginiana L.	HAB	Hamamelis virginiana e foliis	Ph.Eur.Hom. 1.1.7, HAB 33d	Aesculus/Quercus comp.; Borago comp.; Hamamelis; Quercus comp.	
Hamamelis virginiana	Fresh flowering branches of Hamamelis virginiana L., collected in late autumn	HAB 34	Hamamelis-Extrakt	HAB 52	Hamamelis comp.; Hamamelis destillata	
Hamamelis virginiana	Dried bark from the stems and branches of Hamamelis virginiana L.	HAB	Hamamelis virginiana, ethanol. Decoctum	Ph.Eur.Hom. 1.2.12 (ethanol 36%)	Hamamelis; Hydrastis comp.; Symphytum comp.	
Hamamelis virginiana	Dried leaves and dried bark from the stems and branches of Hamamelis virginiana L.			Distillate with ethanol 12 % (1 part ethanol 96 % 8,7 parts water)(DER 1:15)	Lotio Pruni comp.	
Hamamelis virginiana	Whole or cut, dried leaf of Hamamelis virginiana L.	Ph.Eur.	Hamamelidis folium	Extract with ethanol 36 % (DER 1:1)	Aesculus, Cortex/ Borago/Hamamelis, Folium; Calendula comp. ; Stibium comp.	
Hamamelis virginiana	Fresh bark from branches of Hamamelis virginiana L.			HAB 33e	Hirudo comp.	
Harpagophytum procumbens	Cut and dried, tuberous secondary roots of Harpagophytum procumbens (Burch.) DC. and/or Harpagophytum zeyheri Decne.	Ph.Eur.; Ph.fr.	Harpagophyti radix; Harpagophytum PPH	Ph.Eur.Hom. 1.1.8 (ethanol 70%), 1.1.10 (ethanol 45%), HAB 35b	Harpagophytum, Radix	Répertoire de méd. anthr.
Helianthus tuberosus	Fresh tubers of Helianthus tuberosus L., collected in late autumn	HAB	Helianthus tuberosus	Ph.Eur.Hom. 1.1.3		

Name of the substance	Definition	Reference to Standard	Name of the monograph	Preparation method	Reference for use in anthroposophic medicine	
					KC Monograph	Other
Helleborus foetidus	Whole fresh plant collected in summer and fresh flowering shoots collected in winter of Helleborus foetidus L.			Ph.Eur.Hom. 1.3.1, see also app. 2.6 (Helleborus foetidus)		Der Merkurstab 6/2010 p. 565
Helleborus niger	Fresh whole flowering plants of Helleborus niger L.			Ph.Eur.Hom. 1.1.5, 1.5.1, HAB 34c; fermented, aqueous extract	Alumen/Helleborus comp. ; Helleborus niger	
Helleborus niger	Fresh whole plants of Helleborus niger L.			Ph.Eur.Hom. 1.1.10 (ethanol 45%)	Helleborus niger	
Helleborus niger	Whole fresh plant collected in summer and fresh flowering shoots collected in winter of Helleborus niger L.			Ph.Eur.Hom. 1.3.1; see also app. 2.6 (Helleborus niger)		Der Merkurstab 6/2010 p. 500-566
Helonias dioica	see Chamaelirium luteum					
Hippophaë rhamnoides	Fresh fruits of Hippophaë rhamnoides L.			pressing to obtain the juice (=API)		
Hippophaë rhamnoides	Fatty oil obtained from the seeds and/or fruit of Hippophaë rhamnoides L.			API		
Hordeum vulgare	Extract obtained from dried germinated fruits of Hordeum vulgare L. (malt)			conventional method for making malt	Avena/Conchae comp.; Bronchialpastillen; Sirupus Thymi comp.	
Humulus lupulus	Fresh bines with leaves and hop cones of Humulus lupulus L.	HAB	Humulus lupulus ferm 34d	HAB 34d; extract with water and sucrose (2:4:4)	Avena/Passiflora comp.; Hypericum/Passiflora comp.	
Humulus lupulus	Fresh, ripe female inflorescences of Humulus lupulus L., containing as few seeds as possible	HAB	Humulus lupulus	Ph.Eur.Hom. 1.1.5, 1.1.10 (ethanol 55%)	Avena sativa comp.	
Hydrastis canadensis	Whole or cut, dried rhizome and root of Hydrastis canadensis L.	Ph.Eur.	Hydrastis canadensis aph	Ph.Eur.Hom. 1.1.8 (ethanol 70%), 1.1.10 (ethanol 65% for 3-5 weeks)	Calendula comp. ; Echinacea comp.; Hydrastis canadensis; Hydrastis comp.; Lilium tigrinum comp.	
Hydrocotyle asiatica	see Centella asiatica					

Name of the substance	Definition	Reference to Standard	Name of the monograph	Preparation method	Reference for use in anthroposophic medicine	
					KC Monograph	Other
Hyoscyamus niger	Fresh flowering aerial parts of <i>Hyoscyamus niger</i> L.			Ph.Eur.Hom. 1.1.3, 1.5.1, HAB 33d	Archangelica/Pyrit comp.; Aurum/Onopordon comp.; Cimicifuga comp.; Convallaria/Primula comp.; Crataegus comp.; Hyoscyamus; Onopordon comp.; Onopordon comp./Adonis; Onopordon comp./Magnesium phosphoricum acidum; Onopordon comp./Oleander; Onopordon comp./Oleander/ Arnica; Onopordon comp./Oleander/ Convallaria; Onopordon comp./Plumbum; Onopordon/Primula comp.; Plantago-Primula cum Hyoscyamo; Primula comp.	
Hyoscyamus niger	Whole, fresh flowering plant of <i>Hyoscyamus niger</i> L.	Ph.Eur.	Hyoscyamus niger aph	acc. to monograph Ph.Eur.Hom. or HAB; Ph.Eur.Hom. 1.1.3	Argentum/Hyoscyamus; Aurum/Belladonna comp.; Aurum/Hyoscyamus comp.; Hyoscyamus; Hyoscyamus/Valeriana	
Hypericum perforatum	Fresh flowers of <i>Hypericum perforatum</i> L.			see App. 2.7: Hypericum perforatum; Flos; Extr. oleos 1.2	Hypericum; Millefolium / Hypericum	
Hypericum perforatum	Fresh aerial parts of <i>Hypericum perforatum</i> L., collected at flowering time	HAB	Hypericum perforatum Rh 33c	Ph.Eur.Hom. 1.5.1, HAB 33c	Apis regina/Aurum comp.; Berberis/Hypericum comp.; Camphora/Hypericum; Hypericum; Hypericum Auro cultum; Hypericum comp.; Hypericum/Passiflora comp.; Levico comp.; Malva comp.; Primula comp.	
Hypericum perforatum	Fresh aerial parts of <i>Hypericum perforatum</i> L., without stem collected at flowering time	HAB	Hypericum perforatum ex herba	1/1/05		
Hypogymnia physodes	Dried thallus of <i>Hypogymnia physodes</i> (L.) Nyl. (<i>Parmelia physodes</i> (L.) Ach.)			Ph.Eur.Hom. 1.2.12 (ethanol 36%)	Der Merkurstab 2010(63(1): 4-21 Vademecum; Lac Taraxaci D10/Parmelia D10	
Ignatia	see <i>Strychnos ignatii</i>					
Illicium verum	Essential oil obtained by steam distillation from the dry ripe fruits of <i>Illicium verum</i> Hook.f.	Ph.Eur.	Anisi stellati aetheroleum	API	Lichenes comp.	
Imperatoria ostruthium	see <i>Peucedanum ostruthium</i>					
Ipecacuanha	see <i>Psychotria ipecacuanha</i>					

Name of the substance	Definition	Reference to Standard	Name of the monograph	Preparation method	Reference for use in anthroposophic medicine	
					KC Monograph	Other
Ipecacuanha	see Cephaelis ipecacuanha					
Iris germanica	Fresh rhizome of Iris germanica L.			Ph.Eur.Hom. 1.2.11, 1.5.1		
Iris germanica	Dried peeled rhizome of Iris germanica L., Iris germanica var. florentina L. and Iris pallida Lamarck			HAB 12q (ethanol 25%)	Lotio Pruni comp.	
Iris versicolor	Fresh underground parts (rhizome including roots) of Iris versicolor L. collected at flowering time	Ph.fr.	Iris versicolor APH	Ph.Eur.Hom. 1.1.10 (ethanol 65%)		
Iris versicolor	Fresh underground parts of Iris versicolor L.	HAB	Iris versicolor	Ph.Eur.Hom. 1.1.5		
Juglans regia	Dried outer membrane from the seed of Juglans regia L.			Ph.Eur.Hom. 4.1.1	Carpellum Mali comp.	
Juglans regia	Dried leaves of Juglans regia L.	DAC	Walnußblätter - Juglandis folium	Ph.Eur.Hom. 1.2.13 (ethanol 36%)		
Juglans regia	Fresh leaves and unripe fruit of Juglans regia L.			HAB 33c	Juglans regia comp.	
Juniperus communis	Essential oil obtained by steam distillation from the ripe, non-fermented berry cones of Juniperus communis L.	Ph.Eur.	Juniperi aetheroleum	API	Berberis/Juniperus comp.; Eucalypti aetheroleum comp.; Juniperus destillata; Salviae aetheroleum comp.	
Juniperus communis	Fresh ripe cone berry of Juniperus communis L.	HAB	Juniperus communis	Ph.Eur.Hom. 1.1.5, HAB 35a	Tropaeolum comp.	
Juniperus communis	Dried tips of shoots of Juniperus communis L.			Ph.Eur.Hom. 1.2.13 (ethanol 36%)	Cichorium/Taraxacum comp.	
Juniperus communis	Dried ripe cone berry of Juniperus communis L.	Ph.Eur.	Juniperi galbulus	Ph.Eur.Hom. 1.1.8; Extraction with water and sucrose	Betula/Juniperus ; Olibanum comp./ Succinum	
Juniperus sabina	Fresh, still unligified, growing tips of twigs of Juniperus sabina L., with adherent leaves	HAB	Juniperus sabina	Ph.Eur.Hom. 1.1.5	Colchicum/Sabina; Primula Auro culta comp.; Sabina	
Kalanchoe daigremontiana	see Bryophyllum daigremontianum					
Kalanchoe pinnata	see Bryophyllum pinnatum					
Kalmia latifolia	Fresh leaves of Kalmia latifolia L.	HAB; Ph.fr.	Kalmia latifolia HAB; Kalmia latifolia pph Ph.fr.	Ph.Eur.Hom. 1.1.5, 1.1.10 (ethanol 65%)	Crataegus/Kalmia	

Name of the substance	Definition	Reference to Standard	Name of the monograph	Preparation method	Reference for use in anthroposophic medicine	
					KC Monograph	Other
Krameria triandra	Dried, usually fragmented, underground organs of Krameria triandra Ruiz et Pav., known as Peruvian rhatany.	(HAB); Ph.Eur.	Ratanhia radix; Krameria triandra HAB	Ph.Eur.Hom. 1.1.8 (ethanol 70%); extract with ethanol 50% (DER 1:1)	Ceratum Ratanhia comp.; Ratanhia comp.; Salvia comp.	
Kreosotum	see Fagus sylvatica					
Lamium album	Fresh leaves, flowers and young tips shoots of Lamium album L., collected at flowering time	HAB	Lamium album	Ph.Eur.Hom. 1.1.3	Argentum/Quercus comp.	
Lamium album	Dried flowers of Lamium album L.	HAB	Lamium album, ethanol. Infusum	Ph.Eur.Hom. 1.2.13 (ethanol 36%)		
Lappa major	see Arctium lappa					
Larix decidua	Balsam obtained from holes drilled in the trunks of Larix decidua Mill.	HAB	Terebinthina laricina	Ph.Eur.Hom. 1.1.8 (ethanol 96%), 3.2.1, 4.1.1, (Ph.Eur.Hom. 1.1.8, ethanol 50%), API	Absinthium/Resina Laricis; Ananassa comp.; Apis/Berberis comp.; Arnica/Symphytum comp.; Belladonna/Lens cristallina Columbae/ Resina Laricis; Berberis/Juniperus comp.; Berberis/Sabal comp.; Calendula/Mercurialis comp.; Ceratum Ratanhia comp.; Chelidonium/Terebinthina laricina comp.; Chrysolith comp.; Echinacea/Viscum comp.; Flores Sambuci comp./Quarz; Galenit/Retina comp.; Mercurialis comp.; Plantago comp.; Quarz/Resina Laricis; Resina Laricis; Resina Laricis comp.; Resina Laricis/Oleum Terebinthinae; Resina Laricis/Retina; Resina Laricis/Solutio Myrrhae balsamica; Retina comp.; Sal Maris comp.; Sambucus comp.; Uva ursi comp.	

Name of the substance	Definition	Reference to Standard	Name of the monograph	Preparation method	Reference for use in anthroposophic medicine	
					KC Monograph	Other
Lavandula angustifolia	Essential oil obtained by steam distillation from the flowering tops of <i>Lavandula angustifolia</i> Mill. (<i>Lavandula officinalis</i> Chaix)	Ph.Eur.	Lavandulae aetheroleum	HAB 12h, API	Aconitum/Camphora comp.; Apis/Arnica comp.; Archangelica comp.; Arnica comp./Cuprum; Arnica comp./Formica; Aurum/Lavandulae aetheroleum/Rosa; Ceratum benzoïnatum; Ceratum Ratanhiae comp.; Lavendelöl; Oleum lactagogum; Prunus/Rosmarinus comp.; Ratanhia comp.; Resina Laricis/ Solutio Myrrhae balsamica; Solum uliginosum comp.; Solutio Myrrhae balsamica; Thymus serpyllum comp.	
Lavandula angustifolia	Dried flower of <i>Lavandula angustifolia</i> Mill. (<i>Lavandula officinalis</i> Chaix)	Ph.Eur.	Lavandulae flos	Ph.Eur. Hom. 1.1.8 (ethanol 70%)	Aesculus/Lavandula siccata; Lavandula siccata	
Ledum palustre	Dried tips of twigs of <i>Ledum palustre</i> L.	HAB	Ledum palustre	Ph.Eur. Hom. 1.1.8 (ethanol 70%)	Primula Auro culta comp.	
Ledum palustre	Fresh, leafy twig of <i>Ledum palustre</i> L.	Ph.fr.	Ledum palustre pph	Ph.Eur. Hom. 1.1.10 (ethanol 65%)		
Leontopodium alpinum	Whole dried flowering plants of <i>Leontopodium alpinum</i> Cass. (<i>L. nivale</i> subsp. <i>alpinum</i> (Cass) Greuter)			HAB 36	Disci/Rhus toxicodendron comp.; Gnaphalium comp.; Rhus toxicodendron comp.	
Leontopodium nivale subsp. alpinum	Fresh fresh plants of <i>Leontopodium alpinum</i> Cass. (<i>Leontopodium nivale</i> subsp. <i>alpinum</i> (Cass) Greuter)			Ph.Eur. Hom. 1.1.7, 1.1.10 (Ethanol 65%), App. 2.7	Apis comp.	
Leonurus cardiaca	Fresh aerial parts of <i>Leonurus cardiaca</i> L., collected at flowering time	HAB	Leonurus cardiaca; Leonurus cardiaca 3b	Ph.Eur. Hom. 1.1.5, 1.1.6, 1.1.10 (ethanol 65%),	Cimicifuga comp.	
Levisticum officinale	Whole or cut, dried rhizome and root of <i>Levisticum officinale</i> W.D.J. Koch.	HAB; Ph.Eur.	Levistici radix; Levisticum officinale, ethanol.Decoctum HAB	Ph.Eur. Hom. 1.2.12 (ethanol 70%), HAB 12d, 12g see also App. 2.7.; Mucilago Levistici DI	Apis cum Levistico; Levisticum; Levisticum comp.; Melissa/Phosphorus comp.	
Levisticum officinale	Fresh underground parts of <i>Levisticum officinale</i> W.D.J. Koch	HAB	Levisticum officinale Rh	Ph.Eur. Hom. 1.5.1, HAB 33c	Apis/Larynx comp.; Apis/Levisticum; Arnica/Levisticum comp.; Avena/Conchae comp.; Cerebellum comp.; Cornea/Levisticum comp.; Larynx comp.; Levisticum	
Lilium lancifolium	Fresh plants of <i>Lilium lancifolium</i> Thunb., without bulbs, collected at flowering time	HAB	Lilium lancifolium	Ph.Eur. Hom. 1.1.3	Argentum/Quercus comp.	

Name of the substance	Definition	Reference to Standard	Name of the monograph	Preparation method	Reference for use in anthroposophic medicine	
					KC Monograph	Other
<i>Lilium lancifolium</i>	Fresh aerial parts of <i>Lilium lancifolium</i> Thunb., collected at flowering time and including bulbils			HAB 33c	<i>Lilium tigrinum</i> comp.; Majorana/Thuja comp.	
<i>Lilium tigrinum</i>	see <i>Lilium lancifolium</i>					
<i>Linum usitatissimum</i>	Fatty oil obtained by cold expression from ripe seeds of <i>Linum usitatissimum</i> L.	Ph.Eur.	<i>Linum oleum virginale</i>	API	<i>Berberis/Chelidonium</i> comp.	
<i>Litsea cubeba</i>	Essential oil obtained by steam distillation from the fruit of <i>Litsea cubeba</i> Pers.			Excipient		
<i>Lobaria pulmonaria</i>	Dried thallus of <i>Lobaria pulmonaria</i> (L.) Hoffm. (<i>Sticta pulmonaria</i> Ach.)	HAB; Ph.fr.	<i>Lobaria pulmonaria</i> HAB; <i>Sticta pulmonaria</i> aph Ph.fr.	Ph.Eur.Hom. 1.1.8 (ethanol 90%), 1.1.10 (ethanol 65%)	<i>Lichenes</i> comp.	
<i>Lobelia inflata</i>	Fresh flowering aerial parts of <i>Lobelia inflata</i> L.	Ph.fr.	<i>Lobelia inflata</i> aph	Ph.Eur.Hom. 1.1.10 (ethanol 65%)	<i>Lobelia</i> comp.	Répertoire de méd. anthr. (2016)
<i>Lobelia inflata</i> L.	Whole fresh flowering plants of <i>Lobelia inflata</i> L.	HAB	<i>Lobelia inflata</i>	Ph.Eur.Hom. 1.1.5	<i>Lobelia</i> comp.; <i>Lobelia inflata</i>	
<i>Lycopersicon lycopersicum</i>	Fresh aerial parts of <i>Lycopersicon lycopersicum</i> (L.) Karst. ex Farw., collected at flowering time.	HAB 34	(<i>Solanum lycopersicum</i>)	Ph.Eur.Hom. 1.1.3 and 4.2.1		Der Merkurstab 1999 Hepatitis, 4/2002, p. 271-7
<i>Lycopodium clavatum</i>	Whole spore-bearing plant of <i>Lycopodium clavatum</i> L.			HAB 33e	<i>Lycopodium</i> ; <i>Lycopodium</i> comp.	
<i>Lycopodium clavatum</i>	Dried ripe spores of <i>Lycopodium clavatum</i> L.	HAB; Ph.fr.	<i>Lycopodium clavatum</i> HAB; <i>Lycopodium clavatum</i> pph Ph.fr.	Ph.Eur.Hom. 1.1.8 (ethanol 90%), Ph.Eur.Hom. 1.1.10 (ethanol 90%)	<i>Lycopodium</i>	
<i>Lycopus virginicus</i>	Fresh aerial parts of <i>Lycopus virginicus</i> L., collected at flowering time	HAB; Ph.fr.	<i>Lycopus virginicus</i> HAB; <i>Lycopus pph</i> Ph.fr.	Ph.Eur.Hom. 1.1.5, 1.1.10 (ethanol 65%)		
<i>Lycopus virginicus</i>	Whole fresh plant of <i>Lycopus virginicus</i> L., collected at flowering time.			HAB 33d		Der Merkurstab 5/2004: p. 359
<i>Lysimachia nummularia</i>	Fresh flowering aerial parts of <i>Lysimachia nummularia</i> L.			Ph.Eur.Hom. 1.2.11; Decoction with water:ethanol 96% (12:9.5) (DER 1.2.15)	<i>Dulcamara/Lysimachia</i>	
<i>Mahonia aquifolium</i>	Dried bark from branches and twigs and dried tips of twigs of <i>Mahonia aquifolium</i> (Pursh) Nutt.	HAB	<i>Mahonia aquifolium</i>	Ph.Eur.Hom. 1.1.8 (ethanol 70%)		
<i>Majorana</i>	see <i>Origanum majorana</i>					

Name of the substance	Definition	Reference to Standard	Name of the monograph	Preparation method	Reference for use in anthroposophic medicine	
					KC Monograph	Other
Maltum	see Hordeum vulgare					
Malus domestica	Core from fresh fruit of Malus domestica Borkh. without kernel			Ph.Eur.Hom. 4.1.1	Carpellum Mali comp.	
Malus domestica	sour apples of Malus domestica Borkh.			see Ferrum pomatum (App. 2.6)		Merkurstab 67(2014) (4)270-282
Malva sylvestris	Whole or fragmented dried flower of Malva sylvestris L. or its cultivated varieties.	HAB; Ph.Eur.	Malvae sylvestris flos; Malva sylvestris, ethanол. Infusum HAB	Ph.Eur.Hom. 1.2.13 (ethanol 50%), HAB 12g	Malva/Millefolium/ Oxalis; Phosphorus/ Malva	
Malva sylvestris, Malva neglecta	Dried leaves of Malva sylvestris L., Malva neglecta Wallr. or a mixture of both species	Ph.Eur.	Malvae folium	Extraction together with leaves acc. to Ph.Eur.Hom. 1.2.13 (Ethanol 50%)	Malva/Millefolium/ Oxalis	
Mandragora autumnalis	see Mandragora officinarum	HAB		Ph.Eur.Hom. 1.1.8 or 1.2.12		
Mandragora officinarum	Fresh root of Mandragora officinarum L.			HAB 34d	Betula/Mandragora comp.; Cartilago/Mandragora comp.; Disci/Rhus toxicodendron comp.; Mandragora; Rhus toxicodendron comp.	
Mandragora officinarum, Mandragora autumnalis	Dried roots of Mandragora officinarum L. and Mandragora autumnalis Bertol.	HAB	Mandragora e radice siccata; Mandragora, ethanол. Decoctum	Ph.Eur.Hom. 1.1.8 (ethanol 70%) or 1.2.12 (ethanol 50%)	Aconitum/Arnica comp./Apis; Aconitum/Arnica comp./Formica; Aconitum/Arnica/Betula comp.; Arnica/Symphytum comp.; Betula comp.; Mandragora; Mandragora comp.; Mandragora/Meniscus Genus	
Maracuja doce	see Passiflora alata					
Marrubium vulgare	Whole or fragmented dried flowering aerial parts of Marrubium vulgare L.	Ph.Eur.	Marrubii herba	aqueous extract together with other drugs	Sirupus Thymi comp.	
Marum verum	see Teucrium marum					
Matricaria recutita	Fresh flower heads of Matricaria recutita L. (Chamomilla recutita (L.) Rauschert)			Ph.Eur.Hom. 1.1.3, 1.5.1	Anagallis/Malachit comp.	
Matricaria recutita	Whole fresh flowering plants of Matricaria recutita L. (Chamomilla recutita (L.) Rauschert)	HAB; Ph.fr.	Matricaria recutita HAB; Matricaria recutita Rh HAB; Chamomilla recutita aph Ph.fr.	Ph.Eur.Hom. 1.1.5, 1.1.10 (ethanol 45%), 1.5.1, HAB 33c	Bolus alba comp.; Chamomilla; Pulvis Stomachicus cum Belladonna	

Name of the substance	Definition	Reference to Standard	Name of the monograph	Preparation method	Reference for use in anthroposophic medicine	
					KC Monograph	Other
Matricaria recutita	Fresh underground parts of <i>Matricaria recutita</i> L. (<i>Chamomilla recutita</i> (L.) Rauschert) before flowering time			Ph.Eur.Hom. 1.2.11, 1.4.2, 1.5.1, HAB 33c	Ammi visnaga comp.; Belladonna comp.; Belladonna/ <i>Chamomilla</i> ; Carum carvi comp.; <i>Chamomilla</i> , Radix; <i>Chamomilla</i> /Malachit comp.; <i>Chamomilla</i> /Nicotiana; <i>Chrysosplenium</i> comp.; <i>Melissa</i> /Sepia comp.; Nicotiana comp.; Nicotiana/ <i>Nux vomica</i> comp.; <i>Veratrum</i> comp.	
Matricaria recutita	Dried capitula of <i>Matricaria recutita</i> L. (<i>Chamomilla recutita</i> (L.) Rauschert).	Ph.Eur.	Matricariae flos	Ph.Eur.Hom. 1.1.8 (ethanol 50%), HAB 12f	Argentum/ <i>Quercus</i> comp.; Birkenkohle comp.; Oleum rhinale	
Matricaria recutita	Dried root of <i>Matricaria recutita</i> L. (<i>Chamomilla recutita</i> (L.) Rauschert)			Ph.Eur.Hom. 1.2.12 (ethanol 36%)	Acidum hydrochloricum comp.; Birkenkohle comp.; <i>Chamomilla</i> comp.; <i>Chamomilla</i> , Radix; <i>Chamomilla</i> /Malachit comp.; Kalium aceticum comp.; Oxalis comp.	
Melaleuca cajuputi Powell, Melaleuca leucadendra	Rectified essential oil obtained from fresh leaves and branches of <i>Melaleuca cajuputi</i> Powell or <i>Melaleuca leucadendra</i> (L.) L.			API	Berberis/ <i>Eucalyptus</i> /Silicea comp.; Resina Laricis/Solutio Myrrhae balsamica; Solutio Myrrhae balsamica	
Melissa indicum	see <i>Cymbopogon winterianus</i>					
Melissa officinalis	Fresh leaves and young shoots of <i>Melissa officinalis</i> L., collected prior to flowering	HAB	Melissa officinalis	Ph.Eur.Hom. 1.1.5, 1.5.1, steam distillation	Argentum/ <i>Quercus</i> comp.; <i>Melissa</i> Cupro culta; <i>Melissa</i> /Phosphorus comp.	
Melissa officinalis	Fresh aerial parts of <i>Melissa officinalis</i> L., before flowering time	Ph.fr.	Melissa officinalis aph	Ph.Eur.Hom. 1.1.10 (ethanol 65%)		Répertoire de méd. anthr.
Melissa officinalis	Fresh aerial parts of <i>Melissa officinalis</i> L.			HAB 33c	Cactus/ <i>Melissa</i> comp.; <i>Melissa</i> /Sepia comp.	
Melissa officinalis	Dried leaf of <i>Melissa officinalis</i> L.	Ph.Eur.	Melissae folium	Extracts with ethanol (DER 1:1), together with Majorana with Oleum Cacao (DER 1:10), steam distillation	Cera et Mel comp.; Majorana/ <i>Melissa</i> ; Spiritus contra tussim; Spiritus <i>Melissae</i> comp.	
Melissa officinalis	Dried aerial parts of <i>Melissa officinalis</i> L.			HAB 12g	<i>Melissa</i> comp.	
Mentha piperita	Essential oil obtained by steam distillation from the fresh aerial parts of <i>Mentha x piperita</i> L.	Ph.Eur.	Menthae piperitae aetheroleum	API	Berberis/ <i>Chelidonium</i> comp.; Carbo Sanguinis comp.; Ceratum Ratanhae comp.; Echinacea/ <i>Prunus</i> comp.; Oleum rhinale; Ratanhia comp.; Salviae aetheroleum comp.	

Name of the substance	Definition	Reference to Standard	Name of the monograph	Preparation method	Reference for use in anthroposophic medicine	
					KC Monograph	Other
Mentha piperita	Whole or cut dried leaves of Mentha x piperita L.	Ph.Eur.	Menthae piperitae folium	API	Centaurium comp.; Majorana/Mentha/Ruta	
Mentha piperita	Whole fresh flowering plant of Mentha x piperita L.			Ph.Eur.Hom. 1.1.10 (ethanol 65%)		Répertoire de méd. anthr.
Mercurialis perennis	Fresh aerial parts of Mercurialis perennis L., collected at flowering time	HAB	Mercurialis perennis ferm 34c	HAB 34c	Allium cepa/ Mercurialis comp.; Lachesis comp.; Mercurialis / Rosae aetheroleum; Mercurialis/Stibium comp.	
Mercurialis perennis	Whole fresh flowering plant of Mercurialis perennis L.	HAB	Mercurialis perennis 2b	Ph.Eur.Hom. 1.1.4, 1.1.10 (ethanol 45%)	Berberis/Mercurialis perennis; Calendula/Mercurialis comp.; Mercurialis comp.; Mercurialis perennis; Mercurialis/Mel	
Mercurialis perennis	Whole dried flowering plant of Mercurialis perennis L.			Extraction with vegetable oil	Calendula/Mercurialis comp.	
Mezereum	see Daphne mezereum					
Millefolium	see Achillea millefolium					
Mucuna pruriens	Dried hairs from the fruits of Mucuna pruriens (L.) DC.	HAB; Ph.fr.	Mucuna pruriens HAB; Mucuna pruriens aph Ph.fr.	Ph.Eur.Hom. 1.1.8 (ethanol 90%)		
Myristica fragrans	Dried seed kernel of Myristica fragrans Houtt.	Ph.fr.	Myristica fragrans aph	Ph.Eur.Hom. 1.1.10 (ethanol 65%)		Répertoire de méd. anthr. (2016)
Myristica fragrans	Dried, usually lime-treated seeds of Myristica fragrans Houtt., with aril and testa removed	HAB	Myristica fragrans	Ph.Eur.Hom. 1.1.8 (ethanol 90%); ethanolic distillate (together with other drugs)	Nux vomica comp.; Spiritus contra tussim; Spiritus Melissae comp.	
Myristica sebifera	see Virola sebifera					
Myroxylon balsamum	Balsam obtained from the scorched and wounded trunk of Myroxylon balsamum (L.) Harms var. pereirae (Royle) Harms.	Ph.Eur.	Balsamum peruvianum	API	Berberis/Eucalyptus/ Silicea comp.; Berberis/Silicea comp.; Calendula/Mercurialis comp.; Mercurialis comp.	
Myrrha	see Commiphora					
Nasturtium officinale	Whole fresh plant of Nasturtium officinale R. Br.			Ph.Eur.Hom. 1.1.11 (Ethanol 45%)		
Nasturtium officinale	Fresh aerial parts of Nasturtium officinale R. Br., collected at flowering time	HAB	Nasturtium officinale	Ph.Eur.Hom. 1.1.5, 1.5.1, (Ph.Eur.Hom. 1.1.3)	Nasturtium Mercurio cultum	
Nasturtium officinale	Dried aerial parts of Nasturtium officinale R. Br.			API	Mercurius vivus comp.	

Name of the substance	Definition	Reference to Standard	Name of the monograph	Preparation method	Reference for use in anthroposophic medicine	
					KC Monograph	Other
Nicotiana tabacum	Fresh leaves of <i>Nicotiana tabacum</i> L.	HAB	Nicotiana tabacum Rh	Ph.Eur.Hom. 1.5.1, HAB 33b	Ammi visnaga comp.; Belladonna comp.; Berberis/Nicotiana comp.; Bleiglanz/Secale comp.; Borago comp.; Carum carvi comp.; Chamomilla/Nicotiana; Cor/Crataegus comp.; Cuprum aceticum comp.; Cuprum/Nicotiana; Disci comp.; Nicotiana/Nux vomica comp.; Nicotiana/Quarz; Nicotiana/Strophantus comp.; Oxalis/Quarz comp.; Retina/Secale comp.; Robinia comp.; Tabacum; Tabacum Cupro cultum	
Nicotiana tabacum	Dried fermented leaves of <i>Nicotiana tabacum</i> L.			Ph.Eur.Hom. 1.2.13 (ethanol 18%)	Tabacum	
Nicotiana tabacum	Dried unfermented leaves of <i>Nicotiana tabacum</i> L.	HAB	Nicotiana tabacum	Ph.Eur.Hom. 1.1.8 (ethanol 70%), HAB 12d, 12f, APC 4.2.4.3	Aconitum/Nicotiana comp.; Carbones/Pankreas/Witherit; Chamomilla/Malachit comp.; Cuprum/Nicotiana; Equisetum arvense/Tabacum; Equisetum comp.; Magnesium phosphoricum acidum/Tabacum; Rosmarini aetheroleum/Tabacum; Tabacum	
Nux moschata	see <i>Myristica fragrans</i>					
Nux vomica	see <i>Strychnos nux-vomica</i> L.					
Ocimum basilicum	Fresh aerial parts of <i>Ocimum basilicum</i> L., collected prior to flowering	HAB	Ocimum basilicum ex herba	Ph.Eur.Hom. 1.1.5, 1.1.11 (ethanol 65%)	Basilicum comp.	
Olibanum	see <i>Boswellia</i> species					
Ononis spinosa	Whole or cut, dried root of <i>Ononis spinosa</i> L.	HAB; Ph.Eur.	Ononidis radix; Ononis spinosa, ethanol. Decoctum HAB	Ph.Eur.Hom. 1.2.12 (ethanol 70%)		
Onopordium acanthium	Fresh leaves of <i>Onopordium acanthium</i> L.			Ph.Eur.Hom. 1.1.7, 1.1.10 (ethanol 45%)	Chelidonium comp.	

Name of the substance	Definition	Reference to Standard	Name of the monograph	Preparation method	Reference for use in anthroposophic medicine	
					KC Monograph	Other
Onopordum acanthium	Fresh flower head of Onopordum acanthium L.			HAB 33c; see App. 2.6; Onopordum acanthium, Flos rec., ethanol. Digestio (1.3.1) with 0.1-1 % Hyoscyamus niger. Herba rec. Q. also extracts with Ethanol 24,5% or WFI	Aurum/Onopordon comp.; Cimicifuga comp.; Convallaria/Primula comp.; Crataegus comp.; Onopordon comp.; Onopordon comp./Adonis; Onopordon comp./Magnesium phosphoricum acidum; Onopordon comp./Oleander; Onopordon comp./Oleander/ Arnica; Onopordon comp./Oleander/ Convallaria; Onopordon comp./ Plumbum; Onopordon/Primula comp.	
Orchis species or Ophrydeae tribe	Filial tubers of different species of the genus Orchis L. (Orchidaceae) or other suitable intra- and intergeneric Orchis- Hybrids of the tribe Ophrydeae, which have been blanched in boiling water and dried			Ph.Eur.Hom. 1.4.3	Cerebellum comp.	
Origanum majorana	Fresh aerial parts of Origanum majorana L., collected at flowering time	HAB	Origanum majorana	Ph.Eur.Hom. 1.1.5, 1.5.1, HAB 33c	Majorana; Majorana/Thuja comp.; Melissa/Phosphorus comp.	
Origanum majorana	Dried aerial parts of Origanum majorana L.			Ph.Eur.Hom. 1.2.13 (ethanol 36%), HAB 12g, extraction with Ethanol (DER 1:1); together with Melissa with Oleum Cacao (DER 1:1:10)	Capsella/Majorana comp.; Majorana; Majorana/Melissa; Majorana/Mentha/ Ruta; Melissa comp.	
Origanum majorana	Ripe fruit of Origanum majorana L.			Ethanollic decoction (DER 1:3), percolation with ethanol 96% and aqueous decoction of the residue	Capsella/Majorana comp.	
Origanum majorana	Whole fresh flowering plants of Origanum majorana L.	Ph.fr.	Origanum majorana pph	Ph.Eur.Hom. 1.1.10 (ethanol 65%)		Répertoire de méd. anthr. (Origanum majorana)
Oxalis acetosella	Fresh leaves of Oxalis acetosella L.	HAB	Oxalis acetosella e foliis Rh	Ph.Eur.Hom. 1.1.3, 1.1.7, 1.1.11 (ethanol 45%), 1.5.1, HAB 12a (after Ph.Eur.Hom. 1.1.3); maceration with ethanol 36% (DER 1:1.3).	Belladonna/Oxalis; Belladonna/Papaver comp.; Chelidonium/Oxalis comp.; Formica/ Oxalis; Malva/Millefolium/ Oxalis; Oxalis; Oxalis comp.	

Name of the substance	Definition	Reference to Standard	Name of the monograph	Preparation method	Reference for use in anthroposophic medicine	
					KC Monograph	Other
Oxalis acetosella	Whole fresh flowering plant of Oxalis acetosella L.			HAB 12c, 34b	Barium/Pancreas comp.; Berberis/Prostata comp.; Berberis/Uterus comp.; Carduus marianus/Oxalis; Formica/Oxalis; Oxalis; Oxalis/Quarz comp.; Pancreas/Platinum chloratum comp.; Tropaeolum comp.	
Oxalis acetosella	Dried flowering plant of Oxalis acetosella L.			HAB 12f	Oxalis	
Paeonia officinalis	Fresh underground parts of Paeonia officinalis L. emend. Willd., collected during spring	HAB	Paeonia officinalis; Paeonia officinalis, ethanol/Decoctum	Ph.Eur.Hom. 1.1.5, 1.2.11, HAB 33c	Carduus benedictus/Paeonia officinalis; Hirudo comp.	
Panax ginseng	Whole or cut dried root, designated white ginseng; treated with steam and then dried, designated red ginseng, of Panax ginseng C.A. Mey.	(HAB); Ph.Eur.	Ginseng radix	Ph.Eur.Hom. 1.1.8 (ethanol 90%), 1.2.12 (ethanol 36%)		Vademecum: Ginseng
Papaver rhoeas	Fresh flowers of Papaver rhoeas L.	HAB	Papaver rhoeas	Ph.Eur.Hom. 1.1.3, HAB 12a (Ph.Eur.Hom. 1.1.3), 33c	Papaver rhoeas	
Papaver somniferum	Fresh latex obtained from incisions in unripe fruit of Papaver somniferum L.			Extraction with ethanol 36% (DER 1:100)	Papaver somniferum	
Papaver somniferum	Fresh unripe fruit of Papaver somniferum L.			Ph.Eur.Hom. 1.1.7, 1.1.10 (ethanol 45%), HAB 33c	Belladonna/Papaver comp.; Chamomilla comp.; Papaver somniferum	
Paris quadrifolia	Whole fresh plants of Paris quadrifolia L., collected when the fruits have ripened	HAB	Paris quadrifolia	Ph.Eur.Hom. 1.1.3		
Parmelia	see Hypogymnia physodes					
Passiflora alata	Dried leaves of Passiflora alata Curtis containing at least 1.0% of total flavonoids, expressed in apigenin	Ph.Br.	Maracujá doce/Passiflorae dulcis folium			
Passiflora alata	Fresh aerial parts of Passiflora alata Curtis			Ph.Eur.Hom. 1.1.5		ABMA-Vademecum
Passiflora caerulea	Fresh aerial parts of Passiflora caerulea L. collected at flowering time			HAB 33c, extraction with water and sucrose (2:4:4)	Avena/Passiflora comp.; Hypericum/Passiflora comp.; Passiflora comp.	
Passiflora incarnata	Fresh aerial parts of Passiflora incarnata L.	HAB; Ph.fr.	Passiflora incarnata HAB; Passiflora incarnata pPH Ph.fr.	Ph.Eur.Hom. 1.1.5, 1.1.10 (ethanol 65%)	Avena sativa comp.; Passiflora incarnata	

Name of the substance	Definition	Reference to Standard	Name of the monograph	Preparation method	Reference for use in anthroposophic medicine	
					KC Monograph	Other
Peat	see Solum uliginosum					
Pelargonium species	Essential oil obtained by steam distillation from the aerial parts of suitable species of Pelargonium e.g. Pelargonium graveolens Ait.			API	Malva comp.; Rosae aetheroleum/Silicea colloidalis comp.	
Petasites hybridus	Fresh rhizome of Petasites hybridus (L.) Ph. Gaertn. B. Mey. et Scherb. with attached roots			HAB 33c	Petasites comp.; Petasites comp. cum Quercu ; Petasites comp. cum Veronica ; Petasites, Radix ; Petasites/Plantago comp.; Plantago comp.	
Petasites hybridus	Whole fresh flowering plant of Petasites hybridus (L.) Ph. Gaertn. B. Mey. et Scherb.			Ph.Eur.Hom. 1.1.5. 1.1.10 (ethanol 45%)	Petasites, Planta tota	
Petroselinum crispum	Whole fresh flowering plants of Petroselinum crispum (Mill.) Nym. ex A. W. Hill convar. crispum, collected at the start of flowering	HAB	Petroselinum crispum convar. crispum	Ph.Eur.Hom. 1.1.5		
Peucedanum ostruthium	Fresh rhizome of Peucedanum ostruthium (L.) W.D.J. Koch			Ph. Eur. 1.2.10, ethanolic decoction (1:2.15) (ethanol 50%)	Cichorium/Taraxacum comp.	
Peumus boldus	Whole or fragmented dried leaf of Peumus boldus Molina.	Ph.Eur.	Boldi folium	Ph.Eur.Hom. 1.1.8 (ethanol 70%), 1.1.10 (ethanol 55%)	Répertoire de méd. anthr.: Boldo	
Peumus boldus	The vegetable drug consists of dried leaves containing at least 1.5% of volatile oil and at least 0.1% of total alkaloids expressed in boldine (Peumus boldus Molina)	Ph.Br.	Boldo	Ph.Br.: 10% tincture with ethanol 60%	ABMA-Vademecum	
Phyllitis scolopendrium	Fresh spore-bearing leaves of Phyllitis scolopendrium L. (Asplenium scolopendrium L.)			HAB 34h.APC 3.8.1 (together with other fresh herbal drugs, 1:4.1 parts ethanol 25%), 3.8.2	Aquilinum comp.; Aspidium/Salix comp.; Chelidonium comp.; Conchae comp.; Rhus/Salix comp.	
Phyllostachys viridiglaucescens	Nodes from the stem of Phyllostachys species, especially Phyllostachys viridiglaucescens (Carr.) A. et C. Riv., collected in summer			Ph.Eur.Hom. 1.1.10 (ethanol 45%), HAB 35c	Bambusa ; Disci comp. cum Aesculo; Disci comp. cum Argento; Disci comp. cum Auro; Disci comp. cum Nicotiana; Disci comp. cum Pulsatilla; Disci comp. cum Stanno; Disci comp. cum Stibio; Disci/Pulsatilla comp. cum Stanno; Disci/Rhus toxicodendron comp.; Disci/Viscum comp. cum Argento; Disci/Viscum comp. cum Stanno; Lens cristallina/Viscum comp. cum Stanno	

Name of the substance	Definition	Reference to Standard	Name of the monograph	Preparation method	Reference for use in anthroposophic medicine	
					KC Monograph	Other
Phytolacca americana	Fresh roots of Phytolacca americana L. (Phytolacca decandra), collected during autumn	HAB	Phytolacca americana	Ph.Eur.Hom. 1.1.5, HAB 33c	Phytolacca; Phytolacca comp.	
Phytolacca americana	Fresh ripe fruits of Phytolacca americana L.	HAB	Phytolacca americana e baccis	Ph.Eur.Hom. 1.1.5		
Picea & Abies species	Essential oil obtained by steam distillation of needles and tips of branches or branches of Picea abies (L.) Karsten (Synonym: Picea excelsa [Lamarck] Link) and of Abies sibirica Ledebour or other species of the genera Abies and Picea	DAB	Fichtennadelöl - Piceae aetheroleum	API	Salviae aetheroleum comp.	
Picea abies	Fresh young tips of shoots of Picea abies (L.) Karst.			Extraction with Water:Sucrose (1:1) (DER 1:5)	Petasites/Plantago comp.	
Pimpinella anisum	Essential oil obtained by steam distillation of the dry ripe fruits of Pimpinella anisum L.	Ph.Eur.	Anisi aetheroleum	API	Arnica/Lappa comp.; Berberis/Chelidonium comp.; Berberis/Juniperus comp.; Betula/Lappa comp.; Bolus alba comp.; Carbo Sanguinis comp.; Lichenes comp.	
Pimpinella anisum	Whole dry cremocarp of Pimpinella anisum L.	HAB; Ph.Eur.	Anisi fructus; Pimpinella anisum, ethanol. Decoctum HAB	Ph.Eur.Hom. 1.2.12 (ethanol 70%), 1.4.4	Absinthium/Caryophylli comp.; Anis-Pyrit; Antimonit/Anisum; Centaurium comp.; Conchae/Ferrum ustum comp.; Ferrum silicicum comp.; Ferrum ustum comp.; Ferrum/Anisum; Levisticum comp.; Sirupus Thymi comp.; Verbascum comp.	
Pinus mugo	Essential oil obtained by steam distillation of the fresh leaves and twigs of Pinus mugo Turra.	Ph.Eur.	Pini pumilionis aetheroleum	API	Archangelica comp.; Berberis/Juniperus comp.	
Pinus pinaster and/or Pinus massoniana	Essential oil obtained by steam distillation, followed by rectification at a temperature below 180 C, from the oleoresin obtained by tapping Pinus pinaster Aiton and/or Pinus massoniana D.Don.	Ph.Eur.	Terebinthinae aetheroleum	API	Berberis/Juniperus comp.	
Pinus sylvestris	Essential oil obtained by steam distillation of the fresh leaves and branches of Pinus sylvestris L.	Ph.Eur.	Pini sylvestris aetheroleum	API	Archangelica comp.; Oleum camphoratum comp.	

Name of the substance	Definition	Reference to Standard	Name of the monograph	Preparation method	Reference for use in anthroposophic medicine	
					KC Monograph	Other
Pinus sylvestris	Essential oil obtained by steam distillation of fresh needles and tips or fresh branches with needles and tips of the twigs of Pinus sylvestris L. or other species of the genus Pinus.	DAB	Kiefernadelöl - Pini aetheroleum DAB	API		
Piper nigrum	Dried, ripe or nearly ripe fruit of Piper nigrum L. with an unbroken pericarp (black pepper) or with the outer layers of the pericarp removed (white pepper)	Ph.Eur.	Piperis fructus	aqueous extraction together with other drugs; aqueous extraction with sucrose	Gentiana/Zingiber comp.	
Pix betulina	Birch tar see Betula pendula Roth, Betula pubescens Ehrhart					
Plantago lanceolata	Fresh leaves of Plantago lanceolata L.			Ph.Eur.Hom. 1.1.11 (ethanol 45%), HAB 34c, App. 2.6: Plantago lanceolata, Folium rec., ethanol.Digestio (1:3.1) with 1-2% Hyoscyamus niger; Herba rec. Ø; aqueous extraction with sucrose (1:1) (DER 1:5)	Bronchi/Plantago comp.; Petasites comp.; Petasites comp. cum Quercu ; Petasites comp. cum Veronica ; Petasites/Plantago comp.; Phytolacca comp.; Plantago ethanol.Digestio (1:3.1) comp.; Plantago lanceolata ; Plantago-Primula cum Hyoscyamo	
Plantago lanceolata	Whole or fragmented, dried leaf and scape of Plantago lanceolata L. s.l	Ph.Eur.	Plantaginis lanceolatae folium	Raw material for the production of Cinis Capsellae comp. (App. 2.6)	Cinis Capsellae comp.	
Polygala senega	Dried, whole or fragmented root and root crown of Polygala senega L. or root of Polygala tenuifolia Willd., with rootlets removed.	(HAB); Ph.Eur.	Polygalae radix; Polygala senega HAB	Ph.Eur.Hom. 1.1.8 (ethanol 90%), 1.2.12 (ethanol 50%)		Répertoire de méd. anthr.: Senega
Polygonatum odoratum	Fresh, underground parts of Polygonatum odoratum (Mill.) Druce			Ph. Eur. 1.1.7, HAB 33d	Vespa crabro comp.	
Polypodium vulgare	Fresh leaves of Polypodium vulgare L.			Ph.Eur.Hom. 1.2.5, APC 3.8.1 (together with other fresh herbal drugs 1:4.1 parts ethanol 25%), 3.8.2.	Aspidium/Salix comp. ; Chelidonium comp.	
Populus tremula	Fresh leaves of Populus tremula L.			Ph. Eur. 1.1.5, 1.1.10 (ethanol 65%) together with fresh bark 1:1 (see Populus tremula, fresh bark), HAB 33d	Berberis/Sabal comp. ; Sabal/Solidago comp.	

Name of the substance	Definition	Reference to Standard	Name of the monograph	Preparation method	Reference for use in anthroposophic medicine	
					KC Monograph	Other
Populus tremula	fresh bark of Populus tremula L.			Ph.Eur.Hom. 1.1.10 (ethanol 65%) together with leaves 1:1 (see Populus tremula, fresh leaves)		
Potentilla erecta	Whole or cut, dried rhizome, freed from the roots, of Potentilla erecta (L.) Raeusch. (P. tormentilla Stokes)	HAB; Ph.Eur.	Tormentillae rhizoma; Potentilla erecta, ethanol. Decoctum HAB	Ph.Eur.Hom. 1.2.12 (ethanol 50%)	Corallium comp.; Hydrastis comp.; Tormentilla	
Potentilla erecta	Fresh underground parts of Potentilla erecta (L.) Raeusch., collected during spring	HAB	Potentilla erecta	Ph.Eur.Hom. 1.1.5, 1.5.1, HAB 34d	Tormentilla; Tormentilla comp.	
Poterium	see Sarcopoterium spinosum					
Primula farinosa	Fresh roots of Primula farinosa L.			Ph.Eur.Hom. 1.4.2		
Primula veris	Fresh flowers of Primula veris L.			Ph.Eur.Hom. 1.2.5, 1.5.1, HAB 33c. See App 2.6; Primula veris, Flos rec., ethanol. Digestio (1:3.1) with 0.1-1% Hyoscyamus niger; Herba rec. Ø; Primula veris, Flos rec., ethanol. Digestio (1: 12.35) with 0.6% Hyoscyamus niger; Herba rec. Ø;	Aurum/Onopordon comp.; Cimicifuga comp.; Convallaria/Primula comp.; Grataegus comp.; Onopordon comp.; Onopordon comp./Adonis; Onopordon comp./Magnesium phosphoricum acidum; Onopordon comp./Oleander; Onopordon comp./Oleander/ Arnica; Onopordon comp./Oleander/ Convallaria; Onopordon comp./ Plumbum; Onopordon/Primula comp.; Plantago-Primula cum Hyoscyamo; Primula Auro culta; Primula Auro culta comp.	
Primula veris	Dried flowers of Primula veris L.	DAC	Schlüsselsblumenblüten - Primulae flos cum calyce	HAB 12g	Primula comp.	
Prunus dulcis	Fatty oil obtained by cold expression from the ripe seeds of Prunus dulcis (Mill.) D.A. Webb var. dulcis or Prunus dulcis (Mill.) D.A. Webb var. amara (DC.) Buchheim or a mixture of both varieties	Ph.Eur.	Amygdalae oleum virginalae	API (and excipient)	Oleum Petrae comp.	
Prunus dulcis var. amara	Dried, ripe seeds of Prunus dulcis (Mill.) D.A. Webb, var. amara (DC.) Buchheim	HAB	Prunus dulcis var. amara	Ph.Eur.Hom. 1.1.8 (ethanol 70%)		
Prunus laurocerasus	Fresh leaves of Prunus laurocerasus L.	HAB	Prunus laurocerasus	Ph.Eur.Hom. 1.1.3, see also App 2.7; Laurocerasus 100%		

Name of the substance	Definition	Reference to Standard	Name of the monograph	Preparation method	Reference for use in anthroposophic medicine	
					KC Monograph	Other
Prunus spinosa	Juice from the fruit of Prunus spinosa L.			API	Lotio Pruni comp.; Prunus spinosa; Thymus serpyllum comp.	
Prunus spinosa	Fresh flowers and young tips of shoots of Prunus spinosa L., harvested at the beginning of the blooming season	Ph.fr.	Prunus spinosa pph	Ph.Eur.Hom. 1.1.10 (ethanol 65%)	Aurum/Prunus; Levico comp.; Prunus spinosa; Prunus spinosa cum Ferro; Skorodit comp.	Répertoire de méd. anthr.
Prunus spinosa	Fresh flowers of Prunus spinosa L., collected before the petals drop off	HAB	Prunus spinosa	Ph.Eur.Hom. 1.1.5		
Prunus spinosa	Fresh fruit of Prunus spinosa L.			Ph.Eur.Hom. 1.1.10 (ethanol 45%) HAB 12a; extraction with ethanol 24,5% (DER 1:4)	Aesculus/Prunus comp.; Berberis/ Eucalyptus/ Silicea comp.; Berberis/ Prunus; Berberis/Silicea comp.; Cactus/ Crataegus comp.; Echinacea/ Prunus comp.; Prunus spinosa; Prunus/ Rosmarinus comp.	Répertoire de méd. anthr.
Prunus spinosa	Fresh young tips of shoots of Prunus spinosa L., collected some weeks after flowering	HAB	Prunus spinosa e summitatibus; Prunus spinosa e summitatibus Rh	Ph.Eur.Hom. 1.1.7, 1.5.2	Aqua Maris comp.; Aqua Maris/Prunus spinosa, Summitates; Aurum/Prunus; Crataegus/Prunus comp.; Formica/ Prunus spinosa; Prunus spinosa	
Prunus spinosa	Fully opened dried flowers of Prunus spinosa L.	DAC	Schlehdornblüten Pruni spinosae flos	HAB 12g	Malva comp.; Prunus spinosa	
Psychotria ipecacuanha	Dried underground organs of Psychotria ipecacuanha (Brot.) Standl. After drying at 100 to 105 °C, the herbal drug has a total alkaloid content, calculated of emetine (C ₂₉ H ₄₀ N ₂ O ₄ ; Mr 480.7), of minimum 1.5 per cent	HAB	Psychotria ipecacuanha; Psychotria ipecacuanha, ethanol. Decoctum	Ph.Eur.Hom. 1.1.8 (ethanol 70%), 1.2.12 (ethanol (70%))	Acidum hydrochloricum comp.; Cocculus/Oleum Petrae comp.; Drosera/ Ipecacuanha comp.; Ipecacuanha; Sirupus Thymi comp.	Répertoire de méd. anthr.; Ipeca
Pteridium aquilinum	Fresh leaves of Pteridium aquilinum (L.) Kuhn			Ph.Eur.Hom. 1.2.5, HAB 34c, APC 3.8.1 (together with other fresh herbal drugs 1:4.1 parts ethanol 25%), 3.8.2	Aquilinum comp.; Arum maculatum/ Pteridium aquilinum; Conchae comp.; Rhus/Salix comp.	
Pulmonaria officinalis	Fresh aerial parts of Pulmonaria officinalis L., collected at flowering time	HAB	Pulmonaria officinalis	Ph.Eur.Hom. 1.1.3		
Pulsatilla vulgaris	Whole fresh flowering plants of Pulsatilla vulgaris Mill.	HAB; Ph.fr.	Pulsatilla vulgaris HAB; Pulsatilla pph	Ph.Eur.Hom. 1.1.5, 1.1.10 (ethanol 55%)	Echinacea comp.; Melissa/Phosphorus comp.; Pulsatilla; Sirupus Thymi comp.	Répertoire de méd. anthr.

Name of the substance	Definition	Reference to Standard	Name of the monograph	Preparation method	Reference for use in anthroposophic medicine	
					KC Monograph	Other
Pulsatilla vulgaris	Fresh flowers of Pulsatilla vulgaris Mill. with apical leaf husk.			HAB 33c	Aurum/Pulsatilla/Spongia comp.; Berberis/Nicotiana comp.; Bryonia/Pulsatilla comp.; Disci comp. cum Pulsatilla; Disci/Pulsatilla comp. cum Stanno; Disci/Viscum comp. cum Argento; Hirudo comp.; Pulsatilla	
Pyrus malus	see Malus sylvestris					
Quebracho	see Aspidosperma quebracho-blanco					
Quercus infectoria	see Gallae turcicae					
Quercus robur and Quercus petraea	Fresh bark from young twigs, branches and shoots of Quercus robur L. and Quercus petraea (Matt.) Liebl.			HAB 12k	Aesculus/Prunus comp.; Quercus, Cortex	
Quercus robur, Quercus petraea, Quercus pubescens	Cut and dried bark from the fresh young branches of Quercus robur L., Q. petraea (Matt.) Liebl. or Quercus pubescens Willd.	HAB; Ph.Eur.	Quercus cortex; Quercus, ethanol. Decoctum HAB	Ph.Eur.Hom. 1.2.12 (ethanol 36%), 1.4.3, HAB 12q, APC 4.3	Aesculus/Quercus comp.; Apatit/Conchae; Argentum/Quercus comp.; Calcium carbonicum cum Quercu; Capsella/Majorana comp.; Conchae/Quercus comp.; Cornea/Levisticum comp.; Lobelia comp.; Petasites comp. cum Quercu; Pharmakolith comp.; Quercus comp.; Quercus, Cortex	
Ranunculus bulbosus	Whole fresh flowering plants of Ranunculus bulbosus L.	HAB; Ph.fr.	Ranunculus bulbosus HAB; Ranunculus bulbosus pph Ph.fr.	Ph.Eur.Hom. 1.1.5, 1.1.10 (ethanol 45%)	Primula Auro culta comp.	
Raphanus sativus	Fresh underground parts of Raphanus sativus L. var. niger (Mill.) J. Kern.	HAB	Raphanus sativus var. niger	Ph.Eur.Hom. 1.1.5		
Raphanus sativus	Dried root of Raphanus sativus L. var. niger (Miller) Kerner	Ph.fr.	Raphanus sativus aph	Ph.Eur.Hom. 1.1.11 (ethanol 55%)		
Ratanhia	see Krameria triandra					
Rauwolfia serpentina	Whole or cut, dried roots of Rauwolfia serpentina (L.) Bentham ex Kurz	DAB; HAB	Rauwolfiawurzel DAB; Rauwolfia serpentina HAB; Rauwolfia serpentina, ethanol. Decoctum HAB	Ph.Eur.Hom. 1.1.8 (ethanol 70%), 1.2.12 (ethanol 70%)	Rauwolfia serpentina	
Resina Laricis	see Larix decidua					
Rhamnus frangula	Fresh bark of the stems and branches of Frangula alnus Mill.	HAB	Frangula alnus	Ph.Eur.Hom. 1.1.5, HAB 33c, 33e	Tropaecolum comp.	

Name of the substance	Definition	Reference to Standard	Name of the monograph	Preparation method	Reference for use in anthroposophic medicine	
					KC Monograph	Other
Rheum officinale, Rheum palmatum	Rhubarb consists of the whole or cut, dried underground parts of Rheum palmatum L. or of Rheum officinale Baillon or of hybrids of these two species or of a mixture. The underground parts are often divided; the stem and most of the bark with the rootlets are removed.	Ph.Eur.	Rhei radix	Ph. Eur. 1.1.8 (ethanol 70%)		
Rheum rhaponticum	Whole or cut, dried underground parts of Rheum rhaponticum L.			Ph.Eur.Hom. 1.1.8 (ethanol 90%)		Vademecum: Rheum rhaponticum (ext.)
Rhododendron campylocarpum / Rhododendron aureum	Dried leafy twigs of Rhododendron campylocarpum Hook. f. and Rhododendron aureum Georgi, their hybrids, or mixtures thereof	HAB	Rhododendron	Ph.Eur.Hom. 1.1.8 (ethanol 90%)		
Rhododendron ferrugineum	Fresh, flowering, leafy, twigs of Rhododendron ferrugineum L.	Ph.fr.	Rhododendron ferrugineum aph	Ph.Eur.Hom. 1.1.10 (ethanol 65%)		Répertoire de méd. anthr
Rhus toxicodendron	Fresh, young leafy twigs of Rhus toxicodendron L., harvested in summer	Ph.fr.	Rhus toxicodendron pph	Ph.Eur.Hom. 1.1.10 (ethanol 65%)		Répertoire de méd. anthr.
Rhus toxicodendron	Fresh, young, not yet lignified shoots of Rhus toxicodendron L. with leaves	HAB	Rhus toxicodendron	Ph.Eur.Hom. 1.1.3, 1.1.10 (ethanol 65%), HAB 33d		
Rhus toxicodendron	Fresh leaves of Rhus toxicodendron L. (Toxicodendron quercifolium (Michx.) Greene)			Ph.Eur.Hom. 1.1.3, 1.1.10 (ethanol 65%), HAB 33d	Aconitum comp.; Apis/Rhus toxicodendron comp.; Bryonia/Formica comp.; Disci/Rhus toxicodendron comp.; Rhus toxicodendron; Rhus toxicodendron comp.; Rhus/Salix comp.	
Ribes nigrum	Fresh leaves of Ribes nigrum L.	Ph.fr.	Ribes nigrum pph	Ph.Eur.Hom. 1.1.10 (ethanol 55%)		
Ricinus communis	Fatty oil obtained by cold expression from the seeds of Ricinus communis L.	Ph.Eur.	Ricini oleum virginale	API	Berberis/Chelidonium comp.; Berberis/Juniperus comp.	
Ricinus communis	Dried seeds of Ricinus communis L.	Ph.fr.	Ricinus communis pph	Ph.Eur.Hom. 1.1.10 (ethanol 90%)		
Robinia pseudoacacia	Fresh bark from young branches of Robinia pseudoacacia L.	HAB; Ph.fr.	Robinia pseudoacacia HAB; Robinia pseudo-acacia aph	Ph.Eur.Hom. 1.1.5, 1.1.10 (ethanol 65%), 1.2.9, HAB 33c	Robinia comp.	
Rosa	Fresh flowers of suitable species of the genus Rosa L., particularly dark red tea hybrids			HAB 37a	Ferrum rosatum/Graphites; Rosa, Flos	

Name of the substance	Definition	Reference to Standard	Name of the monograph	Preparation method	Reference for use in anthroposophic medicine	
					KC Monograph	Other
Rosa centifolia	Fresh petals of Rosa centifolia L.			see App.2.6: Ferrum rosatum	Chelidonium/Terebinthina laricina comp.; Rosa, Flos	
Rosa damascena, Rosa centifolia	see Rosae extractum					
Rosa gallica, Rosa centifolia, Rosa damascena	Dried buds and petals of suitable species of the genus Rosa L., particularly Rosa gallica L., Rosa centifolia L., Rosa damascena Mill. as well as dark red tea hybrids			HAB 12f	Rosa, Flos	
Rosa gallica, Rosa damascena, Rosa centifolia	Essential oil obtained by steam distillation from fresh flowers of suitable species of the genus Rosa, particularly Rosa gallica L., Rosa damascena Mill. and Rosa centifolia L.			Ph.Eur.Hom. 3.1.1 (ethanol 96%), API (HAB 16.2)	Antimonit/Rosae aetheroleum comp.; Belladonna /Rosae aetheroleum; Cineraria/Rosae aetheroleum; Cornea/Levisticum comp.; Corpus vitreum/Hornerz comp.; Echinacea/Quarz comp.; Echinacea/Rosae aetheroleum; Euphrasia/Rosae aetheroleum; Iris bovis comp.; Mercurialis / Rosae aetheroleum; Nervus opticus comp.; Rosa, Flos; Rosae aetheroleum/Silicea colloidalis comp.	
Rosae extractum	Substance obtained by stepwise extraction with petrolether and ethanol from fresh flowers of Rosa damascena L. and Rosa centifolia L. (DER ca. 500:1)			API	Aurum/Lavandulae aetheroleum/Rosa	
Rosmarinus officinalis	Essential oil obtained by steam distillation from the flowering aerial parts of Rosmarinus officinalis L.	Ph.Eur.	Rosmarini aetheroleum	API	Aconitum/Arnica comp./Apis; Aconitum/Arnica comp./Formica; Aconitum/Nicotiana comp.; Aesculus, Cortex/Rosmarini aetheroleum; Apis/Arnica comp.; Archangelica comp.; Arnica comp./Cuprum ; Arnica comp./Formica ; Arnica/Symphytum comp.; Ceratum benzoïnatum; Cuprum/Quarz comp.; Echinacea/Viscum comp.; Majorana/Thuja comp.; Oleum lactagogum; Primula comp.; Prunus/Rosmarinus comp.; Resina Laricis/Solutio Myrrhae balsamica; Rosmarini aetheroleum/Tabacum ; Rosmarinus comp.; Rosmarinöl; Sal Maris comp.; Salviae aetheroleum comp.; Solutio Myrrhae balsamica; Vespa crabro comp.	

Name of the substance	Definition	Reference to Standard	Name of the monograph	Preparation method	Reference for use in anthroposophic medicine	
					KC Monograph	Other
Rosmarinus officinalis	Fresh leaves of Rosmarinus officinalis L.	HAB	Rosmarinus officinalis e foliis recentibus	Ph.Eur. Hom. 1.1.5	Betonica/Rosmarinus; Rosmarinus	
Rosmarinus officinalis L.	Fresh flowering twigs of Rosmarinus officinalis L.	Ph.fr.	Rosmarinus officinalis pph	Ph.Eur. Hom. 1.1.10 (ethanol 65%)	Rosmarinus; Rosmarinus comp.	
Rosmarinus officinalis	Whole dried leaf of Rosmarinus officinalis L.	(HAB); Ph.Eur.	Rosmarini folium	Ph.Eur. Hom. 1.1.8 (ethanol 90%), 1.4.4	Betonica/Rosmarinus; Rosmarinus	
Rumex crispus	Fresh underground parts of Rumex crispus L., harvested at the end of the vegetation period	HAB	Rumex crispus HAB; Rumex crispus pph Ph.fr.	Ph.Eur. Hom. 1.1.3, 1.1.10 (ethanol 45%)	Rumex crispus	
Ruta graveolens	Fresh aerial parts of Ruta graveolens L., collected at the start of flowering	HAB	Ruta graveolens	Ph.Eur. Hom. 1.1.5, HAB 33c	Chelidonium/Terebinthina laricina comp.; Ruta graveolens; Symphytum comp.	
Ruta graveolens	Fresh, aerial, unligified parts of Ruta graveolens L. harvested before flowering	Ph.fr.	Ruta graveolens pph	Ph.Eur. Hom. 1.1.10 (ethanol 65%)		Répertoire de méd. anthr.
Sabadilla	see Schoenocaulon officinale					
Sabal serrulatum	see Serenoa repens					
Sabina	see Juniperus sabina					
Saccharum officinarum	Caramel obtained through the roasting of sucrose from Saccharum officinarum L.			Ph.Eur. Hom. 3.1.1 (D1 with purified water), 3.1.2, 3.1.3, 4.1.1 (together with Anisi fructus)	Anis-Pyrit; Basilicum comp.; Crataegus/Ferrum sidereum/Saccharum tostum	
Saccharum tostum	see Saccharum officinarum					
Salix alba ssp. vitellina	Fresh bark and leaves of Salix alba ssp. vitellina (L.) Archang.			HAB 33d	Hypericum/Passiflora comp.; Passiflora comp.; Rhus/Salix comp.	
Salix purpurea	Fresh bark and leaves of Salix purpurea L.			HAB 33d	Hypericum/Passiflora comp.; Rhus/Salix comp.	
Salix species	Fresh leaves of Salix alba, ssp. alba L. and/or ssp. vitellina (L.) Archang. and/or Salix purpurea L. and/or Salix viminalis L.			Ph.Eur. Hom. 1.2.5, APC 3.8.2, ethanolic maceration (ethanol 25%)	Aspidium/Salix comp.; Chelidonium comp.	
Salix species	Whole or fragmented dried bark of young branches or whole dried pieces of current-year twigs of various species of genus Salix including S. purpurea L., S. daphnoides Vill. and S. fragilis L.	Ph.Eur.	Salicis cortex	Ph.Eur. Hom. 1.2.12 (ethanol 36%)		

Name of the substance	Definition	Reference to Standard	Name of the monograph	Preparation method	Reference for use in anthroposophic medicine	
					KC Monograph	Other
Salix viminalis	Fresh bark and leaves of <i>Salix viminalis</i> L.			HAB 33d	Hypericum/Passiflora comp.; Rhus/Salix comp.	
Salix vitellina	see <i>Salix</i> species and <i>Salix alba</i> ssp. <i>vitellina</i>					
Salvia officinalis	Thujone-rich essential oil obtained by steam distillation from the aerial parts of <i>Salvia officinalis</i> L.	DAC	Dalmatinische Salbeiöle, - <i>Salviae officinalis aetherolea</i>	API	Ceratum Ratanhiae comp.; Majorana/Thuja comp.; Prunus/Rosmarinus comp.; Ratanhia comp.; <i>Salviae aetheroleum</i> comp.; <i>Thymus serpyllum</i> comp.	
Salvia officinalis	Fresh leaves of <i>Salvia officinalis</i> L.	HAB	<i>Salvia officinalis</i>	Ph.Eur.Hom. 1.1.5. HAB 33d, 12c	Archangelica/Pyril comp.; Calendula/Echinacea comp.	
Salvia officinalis	Whole or cut, dried leaves of <i>Salvia officinalis</i> L.	Ph.Eur.	<i>Salviae officinalis folium</i> ; <i>Salvia officinalis e foliis</i> siccatis, ethanol. Infusum HAB	Ph.Eur.Hom. 1.2.13 (ethanol 70%), Starting material for preparation of <i>Salvia officinalis</i> , <i>Folium sicc.</i> , Infusum, glycerol 1:5 (app. 2.7), API	Cichorium/Taraxacum comp.; Fragaria/Urtica comp.; <i>Levisticum</i> comp.; <i>Salvia</i> comp.	
Sambucus nigra	Fresh pith from branches of <i>Sambucus nigra</i> L.			HAB 35a	Flores Sambuci comp./Quarz; Sambucus comp.	
Sambucus nigra	Dried pith from branches of <i>Sambucus nigra</i> L.			Ph.Eur.Hom. 1.2.12 (ethanol 36%)	Flores Sambuci comp./Quarz; Sambucus comp.	
Sambucus nigra	Fresh, blooming flower heads of <i>Sambucus nigra</i> L.	Ph.fr.	<i>Sambucus nigra pph</i>	Ph.Eur.Hom. 1.1.10 (ethanol 45%)		Répertoire de méd. anthr.: <i>Sambucus nigra</i> , flos
Sambucus nigra	Fresh inflorescences of <i>Sambucus nigra</i> L.			HAB 33c	Phytolacca comp.; Sambucus comp.	
Sambucus nigra	Dried flowers of <i>Sambucus nigra</i> L.	Ph.Eur.	<i>Sambuci flos</i>	HAB 12g	Flores Sambuci comp./Quarz; Malva comp.; Sambucus comp.	
Sambucus nigra	Equal parts of fresh leaves and inflorescences of <i>Sambucus nigra</i> L.	HAB	<i>Sambucus nigra</i>	Ph.Eur.Hom. 1.1.5	<i>Sambucus</i> /Teucrium comp.	
Sanguinaria canadensis	Dried underground parts of <i>Sanguinaria canadensis</i> L., collected in autumn	HAB	<i>Sanguinaria canadensis</i> ; <i>Sanguinaria canadensis</i> , ethanol. Decoctum	Ph.Eur.Hom. 1.1.8 (ethanol 70%), 1.2.12 (ethanol 70%)	Calendula comp.; Oxalis comp.; <i>Sanguinaria</i> ; <i>Sanguinaria</i> comp.	
Sanicula europaea	Fresh whole flowering plant of <i>Sanicula europaea</i> L.	Ph.fr.	<i>Sanicula europaea pph</i>	Ph.Eur.Hom. 1.1.10 (ethanol 45%)	Cichorium comp.	
Sarothamnus scoparius	see <i>Cytisus scoparius</i>					
Sarsaparilla	see <i>Smilax</i> species					

Name of the substance	Definition	Reference to Standard	Name of the monograph	Preparation method	Reference for use in anthroposophic medicine	
					KC Monograph	Other
Schoenocaulon officinale	Dried ripe seeds of Schoenocaulon officinale (Cham. et Schlechtend.) A. Gray (Syn.: Sabadilla officinarum Brandt & Ratzeb.)	HAB; Ph.fr.	Schoenocaulon officinale HAB; Sabadilla pph Ph.fr.	Ph.Eur. Hom. 1.1.8 (ethanol 70%), 1.1.10 (ethanol 65%)	Bryonia/Eupatorium comp.; Ferrum phosphoricum comp.	
Scilla	see Urginea maritima					
Scolopendrium	see Phyllitis scolopendrium					
Secale cornutum	see Claviceps purpurea					
Sedum acre	Fresh aerial parts of Sedum acre L., collected at flowering time	HAB	Sedum acre	Ph.Eur. Hom. 1.1.3		
Selenicereus grandiflorus	Fresh young stem and flowers of Selenicereus grandiflorus (L.) Britt. et Rose.	HAB	Selenicereus grandiflorus; Selenicereus grandiflorus, ethanol. Digestio	Ph.Eur. Hom. 1.1.5, 1.2.3, HAB 33d	Arnica/Cactus comp.; Aurum/Valeriana comp.; Cactus grandiflorus; Cactus/Crataegus; Cactus/Crataegus comp.; Cactus/Magnesium phosphoricum; Cactus/Melissa comp.; Cactus/Strophantus kombe; Crataegus comp.; Serothamnus comp.	
Semecarpus anacardium	Dried fruit of Semecarpus anacardium L. f. (Anacardium orientale L.)	(HAB); Ph.Eur.	Semecarpus anacardium aph	acc. to monograph Ph.Eur. Hom. (1.1.10, ethanol 90%) or HAB monograph (and Ph.Eur. Hom. 1.1.8)		
Senecio bicolor	Fresh aerial parts of Senecio bicolor (Willd.) Tod., collected before flowering			Ph.Eur. Hom. 1.1.7	Cineraria maritima; Cineraria/Rosae aetheroleum	
Senecio jacobaea	Fresh aerial parts of Senecio jacobaea L., collected at flowering time			HAB 33d	Senecio comp.	
Senega	see Polygala senega					
Senna	see Cassia angustifolia					
Serenoa repens	Dried ripe fruit of Serenoa repens (W. Bartram) Small (Syn. Sabal serrulata (Michaux) T. Nuttall ex Schultes & Schultes	Ph.Eur.; Ph.fr.	Sabal serrulatae fructus; sabal serrulata PPH Ph.fr.; Serenoa repens aph Ph.fr.	Ph.Eur. Hom. 1.1.10 (ethanol 65%)	Berberis/Sabal comp.; Sabal/Solidago comp.	
Silybum marianum	Mature fruit, devoid of the pappus, of Silybum marianum (L.) Gaertner	HAB; Ph.Eur.; Ph.fr.	Silybi mariani fructus; Silybum marianum HAB; Silybum marianum, ethanol. Decoctum HAB	According to the relevant monograph (HAB or Ph.fr.)	Aesculus/Quercus comp.; Anagallis comp.; Carduus marianus; Carduus marianus/ Viscum Mali comp.; Carduus marianus/Oxalis; Chelidonium comp.; Lycopodium comp.	
Smilax	see Smilax species	HAB	Smilax			

Name of the substance	Definition	Reference to Standard	Name of the monograph	Preparation method	Reference for use in anthroposophic medicine	
					KC Monograph	Other
Smilax regelii, Smilax medica	Dried underground parts of Smilax regelii Killip et C.V. Morton and Smilax medica Schldl. et Cham. or related species	HAB; Ph.fr.	Smilax HAB; Sarsaparilla pph Ph.fr.	Ph.Eur.Hom. 1.1.10 (ethanol 55%), 1.2.12 (ethanol 70%)		Répertoire de méd. anthr.: Sarsaparilla
Solanum dulcamara	Fresh flowers of Solanum dulcamara L.			Ph.Eur.Hom. 1.2.11; decoction with water and ethanol 96% (12:9.5)(DER 1:2.15)	Dulcamara/Lysimachia	
Solanum dulcamara	Dried, lignified stems of Solanum dulcamara L.	DAB 6 Erg.B.	Stipites Dulcamara, Bittersüßstengel	Aqueous decoction together with other drugs	Sirupus Thymi comp.	
Solanum dulcamara	Fresh, young, blooming, leafy- stem of Solanum dulcamara L.	Ph.fr.	Dulcamara pph	Ph.Eur.Hom. 1.1.10 (ethanol 45%)		
Solanum lycopersicum	see Lycopersicon lycopersicum					
Solidago virgaurea	Fresh inflorescence of Solidago virgaurea L.	HAB; Ph.fr.	Solidago virgaurea HAB; Solidago virga aurea pph Ph.fr.	Ph.Eur.Hom. 1.1.5, 1.1.10 (ethanol 55%)	Aquilinum comp.; Sabal/Solidago comp.	
Solidago virgaurea	Fresh aerial parts of Solidago virgaurea L., collected at flowering time			HAB 12c, 33c	Aesculus/Prunus comp. ; Berberis/Juniperus comp. ; Scilla comp.; Solidago virgaurea	
Solum uliginosum	Fresh moist peat from moorland [e.g. upland moor]			see App. 2.6: Peat moss extract composition I and Peat moss extract composition II	Solum uliginosum comp.	Vademecum: Solum
Spartium scoparium	see Cytisus scoparius					
Spigelia anthelmia	Dried aerial parts of Spigelia anthelmia L.	HAB	Spigelia anthelmia	Ph.Eur.Hom. 1.1.8 (ethanol 90%)		
Spinacia oleracea	Fresh underground parts of Spinacia oleracea L.			HAB 34f	Fragaria/Urtica comp.; Senecio comp.	
Spiraea	see Filipendula ulmaria					
Spiritus e vino	see Vitis vinifera					
Stachys officinalis	Fresh aerial parts of Stachys officinalis (L.) Trev., collected at flowering time	HAB	Stachys officinalis	Ph.Eur.Hom. 1.1.5, 1.1.10 (ethanol 65%)	Betonica/Rosmarinus	
Staphysagria	see Delphinium staphisagria					
Sticta	see Lobaria pulmonaria					
Stramonium	see Datura stramonium					

Name of the substance	Definition	Reference to Standard	Name of the monograph	Preparation method	Reference for use in anthroposophic medicine	
					KC Monograph	Other
Strophanthus kombe	Fatty oil from the seeds of Strophanthus kombe Oliv.			API, Ph.Eur.Hom. 1.2.13 (anhydrous ethanol)	Cinis Arnicae comp.; Oleum Strophanthi; Onopordon comp./Adonis	
Strophanthus kombe	Dried ripe seeds of Strophanthus kombe Oliv.			Ph.Eur.Hom. 1.2.6 (ethanol 70%), HAB 35b	Aurum/Strophanthus kombe; Aurum/Valeriana comp.; Cactus/Strophanthus kombe; Nicotiana/Strophanthus comp.; Oleum Strophanthi; Strophanthus comp.; Strophanthus kombe	
Strychnos ignatii	Dried, ripe seed of Strychnos ignatii P.J.Bergius	Ph.Eur.	Strychnos ignatii aph	Ph.Eur.Hom. 1.1.8 (ethanol 70%), 1.1.10 (ethanol 65%, 3-5 weeks), HAB 35b	Apis regina/Aurum comp.; Ignatia; Ignatia comp.; Sepia comp.	
Strychnos nux-vomica	Dried, ripe seed of Strychnos nux-vomica L.	Ph.Eur.	Strychnos nux-vomica aph	Ph.Eur.Hom. 1.1.8 (ethanol 70%), 1.1.10 (ethanol 65%); HAB 35b	Cocculus/Oleum Petrae comp.; Gentiana comp.; Nicotiana/Nux vomica comp.; Nux vomica; Nux vomica comp.; Rhus/Salix comp.; Robinia comp.	
Syrax tonkinensis	see Benzoe					
Symphytum officinale	Fresh underground parts of Symphytum officinale L.	HAB	Symphytum officinale	Ph.Eur.Hom. 1.1.5, 1.2.11, HAB 34c	Allium cepa/Tendo comp.; Antimonit comp.; Arnica comp.; Arnica/Symphytum comp.; Arnica/talocruralis comp.; Salvia comp.; Stannum/Symphytum comp.; Symphytum; Symphytum comp.	
Symphytum officinale	Fresh aerial parts of Symphytum officinale L., collected at flowering time			HAB 12c	Argentum/Urtica comp.; Calendula/Urtica comp.	
Syzygium aromaticum	Essential oil obtained by steam distillation from the dried flower buds of Syzygium aromaticum (L.) Merr. et L. M. Perry (syn. Eugenia caryophyllus [Spreng.] Bullock et S.G. Harrison)	Ph.Eur.	Caryophylli floris aetheroleum	API	Ceratum Ratanhia comp.; Ratanhia comp.; Resina Laricis/Solutio Myrrhae balsamica; Solutio Myrrhae balsamica; Spiritus contra tussim; Spiritus Melissa comp.	
Syzygium aromaticum	Whole flower buds of Syzygium aromaticum (L.) Merr. et L.M. Perry (syn. Eugenia caryophyllus [Spreng.] Bullock et S.G. Harrison) dried until they become reddish-brown	Ph.Eur.	Caryophylli flos	Ph.Eur.Hom. 1.2.13; ethanolic distillate (together with other drugs)	Absinthium/Caryophylli comp.; Centaurium comp.	
Tabacum	see Nicotiana tabacum					

Name of the substance	Definition	Reference to Standard	Name of the monograph	Preparation method	Reference for use in anthroposophic medicine	
					KC Monograph	Other
Taraxacum officinale	Whole fresh flowering plants of Taraxacum officinale F.H. Wigg.	HAB; Ph.fr.	Taraxacum officinale HAB; Taraxacum officinale Rh HAB; Taraxacum dens leonis PPH Ph.fr.	Ph.Eur.Hom. 1.1.3, 1.1.10 (ethanol 45%), 1.5.1, HAB 34c	Agropyron comp.; Anagallis comp.; Aquilinum comp.; Chelidonium comp.; Chrysosplenium comp.; Cichorium/ Taraxacum comp.; Gentiana comp.; Taraxacum; Taraxacum Stanno cultum; Taraxacum Stanno cultum/Hepar Bovis	
Taraxacum officinale	Fresh underground parts of Taraxacum officinale F.H. Wigg; collected in autumn (autumnale) or spring (vernale)			HAB 34c; Ph.Eur.Hom. 1.1.2 (the latex only is processed)	Taraxacum	
Tartarus crudus	see Vitis vinifera					
Terebinthina	see Pinus mugo					
Teucrium marum	Fresh flowering, aerial parts of Teucrium marum L.			Ph.Eur.Hom. 1.1.5, 1.1.10 (ethanol 65%)		Répertoire de méd. anthr.
Teucrium marum	Fresh aerial parts of Teucrium marum L., without lignified sections of twigs	HAB	Teucrium marum	Ph.Eur.Hom. 1.1.5		
Teucrium scorodonia	Fresh aerial parts of flowering plants of Teucrium scorodonia L.	HAB; Ph.fr.	Teucrium scorodonia HAB; Teucrium scorodonia pph Ph.fr.	Ph.Eur.Hom. 1.1.5, 1.1.10 (ethanol 65%)	Kalium/Teucrium comp.; Sambucus/ Teucrium comp.; Teucrium scorodonia	
Teucrium scorodonia	Dried aerial parts of flowering plants of Teucrium scorodonia L.			API, APC 4.3	Species pulmonales; Teucrium scorodonia	
Thuja occidentalis	Fresh leafy branches of Thuja occidentalis L., collected preferably in spring	Ph.fr.	Thuja occidentalis pph	Ph.Eur.Hom. 1.1.10 (ethanol 65%)		
Thuja occidentalis	Fresh, leafy, one-year-old twigs of Thuja occidentalis L.	HAB	Thuja occidentalis; Thuja occidentalis Rh	Ph.Eur.Hom. 1.1.5, 1.5.2, HAB 12c, 33e	Argentum nitricum comp.; Argentum/ Urtica comp.; Calendula/Urtica comp.; Majorana/Thuja comp.; Primula Auro culta comp.; Sabal/Solidago comp.; Thuja comp.; Thuja occidentalis; Thuja occidentalis Argento culta; Vespa crabro comp.	
Thymus serpyllum	Whole or cut, dried, flowering aerial parts of Thymus serpyllum L.	Ph.Eur.	Serpylli herba	Decoction with water, together with other herbal drugs	Sirupus Thymi comp.; Thymus serpyllum comp.	
Thymus vulgaris	Fresh aerial parts of Thymus vulgaris L., collected at flowering time	HAB	Thymus vulgaris	Ph.Eur.Hom. 1.1.5		

Name of the substance	Definition	Reference to Standard	Name of the monograph	Preparation method	Reference for use in anthroposophic medicine	
					KC Monograph	Other
Thymus vulgaris	Whole leaves and flowers separated from the previously dried stems of Thymus vulgaris L. or Thymus zygis L. or a mixture of both species.	Ph. Eur.	Thymi herba	Decoction with water, together with other herbal drugs	Sirupus Thymi comp.	
Thymus vulgaris, Thymus zygis	Essential oil obtained by steam distillation from the fresh flowering aerial parts of Thymus vulgaris L., T. zygis L. or a mixture of both species	Ph. Eur.	Thymi typo thymolo aetheroleum	HAB 12i, API	Echinacea/Prunus comp.; Majorana/Thuja comp.; Oleum rhinale; Plantago comp.; Thymi aetheroleum ; Thymus serpyllum comp.	
Tilia cordata, Tilia platyphyllos	Fresh inflorescence of Tilia cordata Miller and Tilia platyphyllos Scopoli	HAB 34	Tilia europaea	Ph.Eur.Hom. 1.1.5	Flores Sambuci comp. (Quarz	
Tilia cordata, Tilia platyphyllos, Tilia x vulgaris	Whole, dried inflorescence of Tilia cordata Miller, of Tilia platyphyllos Scop., of Tilia x vulgaris Heyne or a mixture of these	Ph. Eur.	Tiliae flos	HAB 12g	Malva comp.	
Tormentilla	see Potentilla erecta					
Toxicodendron	see Rhus toxicodendron					
Toxicodendron quercifolium	see Rhus toxicodendron					
Triticum aestivum	Fatty oil obtained from the germ of the grain of Triticum aestivum L. by cold expression or other suitable mechanical means and/or by extraction. It is then refined.	Ph. Eur.	Tritici aestivi oleum raffinatum	API	Berberis/Chelidonium comp.	
Triticum aestivum	Fresh germinated fruit of Triticum aestivum L. emend. Fiori et Paol.			Ph.Eur.Hom. 1.1.10 (ethanol 65%), HAB 33d	Hirnstamm/Triticum	
Triticum aestivum	Fresh parts projecting out of the inflorescence spikelet of Triticum aestivum L. emend. Fiori et Paol.			HAB 33d		
Triticum aestivum	Dried germ of the grain of Triticum aestivum L. emend Fiori et Paol.			API	Hirnstamm/Triticum; Levisticum comp.	
Triticum aestivum	Wheat gluten (Triticum aestivum L. emend. Fiori et Paol.)			Starting material for the preparation of Calcium silicicum comp. (app. 2.6)		
Triticum repens	see Elymus repens					
Triticum vulgare	Dried inflorescences of Triticum aestivum L. emend. Fiori et Paol.			Ph.Eur.Hom. 1.1.10 (ethanol 65%), 4.1.1 (and then 3.2.1)	Flores Tritici comp.	

Name of the substance	Definition	Reference to Standard	Name of the monograph	Preparation method	Reference for use in anthroposophic medicine	
					KC Monograph	Other
Tropaeolum majus	Fresh aerial parts of Tropaeolum majus L., collected at flowering time			HAB 12c, 33b, 33c	Bellis/Tropaeolum; Calendula/Tropaeolum comp.; Placenta/Tropaeolum; Tropaeolum comp.	
Tulipa silvestris	Fresh whole flowering plant of Tulipa silvestris L.			HAB 33a		Vademecum: Tulipa
Urginea maritima	Fresh, fleshy scale leaves of the red-scaled subspecies of Urginea maritima (L.) Baker sensu latiore (e.g. Urginea numidica [Jord. et Fourt.] Grey) with a clearly detectable scilliroside content	HAB	Urginea maritima; Urginea maritima, ethanol, Digestio	Ph.Eur.Hom. 1.1.5, 1.2.3, HAB 33b	Adonis/Scilla comp.; Convallaria/Primula comp.; Scilla alba; Scilla comp.	
Urtica dioica	Whole, fresh, flowering plants of Urtica dioica L.	HAB; Ph.Eur.	Urtica dioica aph	Ph.Eur.Hom. 1.1.3, 1.1.4, 1.1.10 (ethanol 45%), HAB 33c, extraction with ethanol 73% and sucrose (3:2) (Drug:excipient 1:0.9)	Aqua Maris comp.; Berberis e fructibus comp.; Chelidonium comp.; Ferrum silicicum comp.; Fragaria/Urtica; Fragaria/Urtica/Gentiana; Tropaeolum comp.; Urtica dioica	
Urtica dioica	Fresh aerial parts of Urtica dioica L.			Ph.Eur.Hom. 1.1.4, 1.1.7, 1.5.1, 4.2.1	Conchae/Ferrum ustum comp.; Ferrum ustum comp.; Urtica dioica; Urtica dioica Ferro culta	
Urtica dioica	Dried flowers of Urtica dioica L.			Ph.Eur.Hom. 1.2.13, infusion with ethanol 33% (DER 1:6) or with water together with other herbal drugs	Capsella/Majorana comp.	
Urtica dioica	Dried, aerial parts with maximum 3 mm thick stems of Urtica dioica L., collected shortly before flowering			HAB 12g	Arnica/Lappa comp.; Betula/Lappa comp.; Levisticum comp.; Urtica dioica	
Urtica dioica	Fresh underground parts of Urtica dioica L.			Ph.Eur.Hom. 1.5.1 (see App.2.5 Urtica dioica Ferro culta, Radix)	Urtica dioica; Urtica dioica Ferro culta	
Urtica urens	Fresh, whole flowering plant of Urtica urens L.	Ph.fr.	Urtica urens pph	Ph.Eur.Hom. 1.1.10 (ethanol 45%)	Berberis, Planta tota/Urtica urens; Primula Auro culta comp.	
Urtica urens	Fresh, whole plant of Urtica urens L.			Ph.Eur.Hom. 1.5.1	Berberis, Planta tota/Urtica urens; Primula Auro culta comp.	

Name of the substance	Definition	Reference to Standard	Name of the monograph	Preparation method	Reference for use in anthroposophic medicine	
					KC Monograph	Other
Urtica urens	Fresh, flowering aerial parts of Urtica urens L.	BP, HAB	Urtica urens	Ph.Eur.Hom. 1.1.3, 1.1.4, HAB 12c, 33c	Argentum/Urtica comp.; Arnica/Urtica urens; Berberis/Prostata comp.; Berberis/Sabal comp.; Berberis/Sepia comp.; Berberis/Urtica urens, Herba; Berberis/Uterus comp.; Calendula/Urtica comp.; Prunus/Rosmarinus comp.; Urtica comp.	
Urtica urens	Dried, aerial parts of Urtica urens L.			Ph.Eur.Hom. 1.2.13 (ethanol 36%), 1.4.4	Berberis/Urtica urens, Herba	
Usnea barbata	Dried thallus from Usnea P. Br. ex Adans. species, especially Usnea barbata (L.) Wigg.			Ph.Eur.Hom. 1.1.10 (ethanol 65%); extraction with water together with other lichens (DER 1:6)	Lichenes comp.	
Uva ursi	see Arctostaphylos uva-ursi					
Valeriana officinalis	Fresh, underground parts of Valeriana officinalis L.	Ph.fr.	Valeriana officinalis recens pph	Ph.Eur.Hom. 1.1.10 (ethanol 55%)		Répertoire de méd. anthr.
Valeriana officinalis	Fresh underground parts of Valeriana officinalis L. sensu latiore	HAB	Valeriana officinalis, ethanol. Decoctum	Ph.Eur.Hom. 1.2.9, HAB 33c, extract with water and sucrose (2:4:4)	Aurum/Valeriana comp.; Avena comp.; Avena sativa comp.; Avena/Passiflora comp.; Cinis Arnicae comp.; Hyoscyamus/Valeriana; Hypericum/Passiflora comp.; Valeriana comp.	
Valeriana officinalis	Dried, whole or fragmented underground parts of Valeriana officinalis L. s.l., including the rhizome surrounded by the roots and stolons	(HAB); Ph.Eur.	Valerianae radix	Ph.Eur.Hom. 1.1.8 (ethanol 70%)		
Vaucheria species	Fresh, whole organism of Vaucheria DC species			Ph.Eur.Hom. 1.1.5, 1.1.10 (ethanol 65%)	Vaucheria	
Veratrum album	Carefully dried rhizome with attached roots of Veratrum album L.	HAB	Veratrum album; Veratrum album, ethanol. Decoctum	Ph.Eur.Hom. 1.1.8 (ethanol 70%), 1.2.12 (ethanol 70%)	Drosera/Ipecacuanha comp.; Veratrum album	
Veratrum album	Fresh, underground parts of Veratrum album L.			HAB 33c	Equisetum/Renes comp.; Skorodit comp.; Veratrum album; Veratrum comp.	
Verbascum densiflorum	Fresh, unripe fruits of Verbascum densiflorum Bertol.			Ph.Eur.Hom. 1.1.7	Verbascum comp.	

Name of the substance	Definition	Reference to Standard	Name of the monograph	Preparation method	Reference for use in anthroposophic medicine	
					KC Monograph	Other
Verbascum densiflorum	Fresh aerial parts of Verbascum densiflorum Bertol. without woody stems, collected at flowering time	HAB	Verbascum densiflorum	Ph. Eur. Hom. 1.1.3		
Veronica officinalis	Dried aerial parts of Veronica officinalis L., collected at flowering time	HAB	Veronica officinalis; Veronica officinalis, ethanol. Decoctum	Ph. Eur. Hom. 1.2.12 (ethanol 50%), APC 4.3	Lobelia comp.; Veronica officinalis	
Veronica officinalis	Fresh aerial parts of Veronica officinalis L., collected at flowering time			Ph. Eur. 1.1.3, HAB 33c	Veronica officinalis	
Vinum	see Vitis vinifera					
Viola tricolor	Fresh aerial parts of Viola tricolor L., collected at flowering time	HAB	Viola tricolor	Ph. Eur. Hom. 1.1.3, HAB 33c	Tropaeolum comp.	
Virola sebifera	Fresh juice of Virola sebifera Aubl. obtained by incising the bark, and preserved with an approximately equal volume of ethanol (96 %) (Ph. Eur.)	HAB	Virola sebifera	Ph. Eur. Hom. 3.1.1 (see mon. HAB (sol. with ethanol 70%))	Myristica sebifera; Myristica sebifera comp.	
Viscum album	Fresh plant including fruit and haustorium of Viscum album ssp. abietis (Wiesb.) Abrom. (Host tree: Abies species)			HAB 34g	Berberis/Prostata comp.; Viscum album	
Viscum album	Fresh plant excluding haustorium of Viscum album ssp. abietis (Beck) (Wiesb.) Abrom. (Host tree: Abies alba Mill. (Abies pectinata (Lam.) DC); fir)			APC 7.2.2	Viscum album	
Viscum album	Fresh plant including fruit and haustorium of Viscum album ssp. album L. (Host trees: Populus species)			HAB 33f	Viscum album	
Viscum album	Fresh plant including fruit and haustorium of Viscum album L. ssp. austriacum (Wiesb.) Vollm. (Host tree: Pinus species)			HAB 34g	Viscum album	
Viscum album	Fresh plant excluding haustorium of Viscum album ssp. album L. (Host tree: Malus domestica Borkh.; Apple tree)			APC 7.2.2	Viscum album	
Viscum album	Fresh plant excluding haustorium of Viscum album ssp. austriacum (Wiesb.) Vollm. (Host tree: Pinus sylvestris L.; Pine)			APC 7.2.2	Viscum album	

Name of the substance	Definition	Reference to Standard	Name of the monograph	Preparation method	Reference for use in anthroposophic medicine	
					KC Monograph	Other
Viscum album	Fresh plant excluding haustorium of Viscum album ssp. album L. (Host tree: Quercus robur L., Quercus petraea (Matt.) Liebl.; Oak)		Viscum album	APC 7.2.3	Viscum album	Vademecum 2017 Bd. 2
Viscum album	Fresh plant excluding haustorium of Viscum album ssp. album L. (Host tree: Ulmus caprifolia Gled. [Ulmus campestris L.], Ulmus glabra Huds.; Elm)		Viscum album	APC 7.2.4	Viscum album	
Viscum album	Fresh haustorium of Viscum album L. ssp. album (Host tree: Malus species)			HAB 33e	Viscum album	
Viscum album	Dried plant including fruit, excluding haustorium of Viscum album L. ssp. album (Host trees: Oak species)			HAB 38	Viscum album	
Viscum album	Dried plant including fruit and haustorium of Viscum album ssp. album L. (Host trees: Crataegus species)			HAB 38	Viscum album	
Viscum album	Dried plant including fruit and haustorium of Viscum album ssp. album L. (Host trees: Salix species)			HAB 38	Viscum album	
Viscum album	Dried branches with leaves, flowers, fruit of Viscum album ssp. album L. (Host trees: Malus species)			HAB 12g	Viscum album	
Viscum album	Fresh plant including fruit and haustorium of Viscum album ssp. album L. (Host tree: Malus domestica Borkh.; Apple tree)			HAB 34i	Berberis/Uterus comp.; Bryonia/Viscum comp.; Carduus marianus/Viscum Mali comp.; Cartilago/Hornerz comp.; Corpus vitreum/Hornerz comp.; Disci comp. cum Pulsatilla; Disci/Pulsatilla comp. cum Stanno; Disci/Viscum comp. cum Argento; Disci/Viscum comp. cum Stanno; Echinacea/Viscum; Echinacea/Viscum comp.; Equisetum/Renes comp.; Equisetum/Viscum; Lens cristallina/Viscum comp. cum Stanno; Lilium tigrinum comp.; Magnesit/Mamma comp.; Magnesium sulfuricum/Ovaria comp.; Viscum album	
Viscum album	Fresh plant including fruit and haustorium of Viscum album ssp. album L. (Host tree: Tiliae species; lime tree)			HAB 33f	Crataegus/Viscum; Viscum album	

Name of the substance	Definition	Reference to Standard	Name of the monograph	Preparation method	Reference for use in anthroposophic medicine	
					KC Monograph	Other
Viscum album	Dried plants including fruit and haustorium of <i>Viscum album</i> L. ssp. <i>abietis</i> (Wiesb.) Janch. (Host tree: <i>Abies</i> species)			HAB 38	Viscum album	
Viscum album	Dried plants including fruit and haustorium of <i>Viscum album</i> ssp. <i>album</i> L. (Host tree: <i>Malus domestica</i> Borkh.)			HAB 38	Viscum album	
Viscum album	Dried plant including fruit and haustorium of <i>Viscum album</i> L. ssp. <i>austriacum</i> (Wiesb.) Vollm. (host tree: <i>Pinus</i> species)			HAB 38	Viscum album	
Viscum album	Dried plant including fruit and haustorium of <i>Viscum album</i> L. ssp. <i>album</i> (host tree: <i>Populus</i> species)			HAB 38	Viscum album	
Viscum album	Dried plant including fruit and haustorium of <i>Viscum album</i> L. ssp. <i>album</i> (host tree: <i>Tilia</i> species)			HAB 38	Viscum album	
Viscum album	Fresh one-year shoots from male and female plants of <i>Viscum album</i> ssp. <i>abietis</i> (Beck) (Wiesb.) Abrom. incl. ripe berries of the winter harvest (Host tree: <i>Abies alba</i>)			HAB 32	Viscum album	
<i>Vitex agnus-castus</i>	whole, ripe, dried fruits of <i>Vitex agnus-castus</i> L.	(HAB); Ph.Eur.; Ph.fr.	<i>Agni castus fructus</i> Ph.Eur.; <i>Agnus-castus</i> pph Ph.fr.; <i>Vitex agnus-castus</i> HAB	Ph.Eur.Hom. 1.1.8 (ethanol 70%), 1.1.10 (ethanol 65%)	Melissa/Phosphorus comp.	
<i>Vitis vinifera</i>	Distilled red wine vinegar (acetum vini destillatum), <i>Vitis vinifera</i> L.			see App. 2.6 (Kalium aceticum comp.)	Anagallis/Malachit comp.; Chamomilla/Malachit comp.; Kalium aceticum comp.	
<i>Vitis vinifera</i>	Red wine vinegar (acetum vini), <i>Vitis vinifera</i> L.			Distillation (to get distilled red wine vinegar)		
<i>Vitis vinifera</i>	Dried leaves of <i>Vitis vinifera</i> L.			Ph.Eur.Hom. 1.2.12 (ethanol 36%), API	Conchae/Ferrum ustum comp.; Fragaria/Vitis; Vitis comp.	
<i>Vitis vinifera</i>	Distillate of wine, <i>Vitis vinifera</i> L.			Vehicle for preparing a tincture of <i>Crocus sativus</i> (see App. 2.6, Kalium aceticum comp.)		

Name of the substance	Definition	Reference to Standard	Name of the monograph	Preparation method	Reference for use in anthroposophic medicine	
					KC Monograph	Other
Vitis vinifera	Cream of tartar (Tartarus crudus), Vitis vinifera L.			raw material for the production of Tartarus stibiatus and Solutio alkalina		
Vitis vinifera	White wine, Vitis vinifera L.			Distillation (for preparing distillate of wine), raw material for the production of Ferrum-Quarz (see app. 2.6)		
Zingiber officinale	Dried, whole or cut rhizome of Zingiber officinale Roscoe, with the cork removed, either completely or from the wide, flat surfaces only	Ph. Eur.	Zingiberis rhizoma	Aqueous extract together with other herbal drugs	Gentiana/Zingiber comp.	



APPENDIX 2.3

List of starting materials of zoological origin

Explanations

Name of the substance:	pharmaceutical name of the animal organ or name of the animal used, if available name of the monograph (HAB/Ph.fr.: first name of the monograph, Ph.Eur.: latin name of the monograph)
Reference to Standard:	A main reference and a reference in brackets [e.g. Ph.Eur. (HAB)]: The monograph in the Ph.Eur. is the standard, but the remnant monograph in the HAB contains supplementary details, e.g. preparation methods (other than Ph.Eur.).
Preparation method:	Methods for processing the substance and for other uses The ethanol content is always given as %(V/V) unless stated otherwise.

Additional Information, see p. 15-16 and pp. 69-74

Explanation to "*": see p. 69

Name of the substance	Definition	Reference to Standard	Name of the monograph	Preparation method	Reference for use in anthroposophic medicine	
					KC Monograph	Other
Acidum Formicae (Acidum formicicum e formica; Acidum Formicae venenum)	Aqueous solution of the secretion of wood ants of the subgenus <i>Formica</i> s. str. (e.g. <i>Formica lugubris</i> Zett., <i>F. polycetena</i> Förster, <i>F. paralugubris</i> Seifert or <i>F. rufa</i> L.), containing not less than 1.2% m/m of formic acid			Ph.Eur.Hom. 3.1.1, 3.1.2; D2 is standardized to 1.0% formic acid		Liste HAS (07.2021)
Acidum formicicum	Solution of formic acid (HCO ₂ H), obtained by distillation of tinctures of <i>Formica rufa</i> L.			Raw material for preparation of Calcareo formica (see app. 2.4)	Vitis comp.	Liste HAS (07.2021)
Ambra grisea	Substance produced in the digestive system of the sperm whale (<i>Physeter catodon</i> L. (<i>Physeter macrocephalus</i> L.))	HAB; Ph.fr.	Ambra grisea HAB; Ambra grisea PPH Ph.fr.	HAB Ambra grisea, Ph.Eur.Hom. 1.1.11 (Ph.fr. Ethanol 90%)	Zincum valerianicum comp.	
Amnion	Amnion from the bovine foetus (<i>Bos taurus</i> L.)			Ph.Eur.Hom. 2.2.2		Vademecum: Amnion
Anus	Anus from the calf (<i>Bos taurus</i> L.)			Ph.Eur.Hom. 2.2.3	Prunus/Rosmarinus comp.	
Aorta	Different sections of the aorta from the calf (<i>Bos taurus</i> L.)			Ph.Eur.Hom. 2.2.3		Vademecum [mentioned under: <i>Atropa belladonna</i> e radice]
Aorta	Aorta from the rabbit (<i>Oryctolagus cuniculus</i> L.)			Ph.Eur.Hom. 2.1.1		IVAA statement 2013
Apis mellifica	Live worker honey bee (<i>Apis mellifera</i> L.)	(HAB); Ph.Eur.	Apis aph; Apis mellifica HAB	acc to monograph (60-70% ethanol); HAB monograph; Ph.Eur.Hom. 2.1.1, 2.1.2, 2.2.3	Aconitum/Arnica comp./Apis; Apis comp.; Apis cum Levistico; Apis mellifica; Apis/Arnica; Apis/Arnica comp.; Apis/Belladonna; Apis/Belladonna/Mercurius; Apis/Berberis comp.; Apis/Bryonia; Apis/Larynx comp.; Apis/Levisticum; Apis/Rhus toxicodendron comp.; Arnica/Levisticum comp.; Berberis/Pyrrol comp.; Bolus Eucalypti comp.; Bryonia/Pulsatilla comp.; Bryonia/Spongia comp.; Equisetum/Echinacea/Mercurius comp.; Equisetum/Renes comp.; Eucalyptus comp.; Magnesit/Mamma comp.; Magnesium sulfuricum/Ovaria comp.	
Apis regina	Whole queen cell with larvae and nourishing sap (<i>Apis mellifera</i> L.)			Ph.Eur.Hom. 2.2.3	Apis regina comp.; Apis regina/Aurum comp.; Fragaria/Urtica comp.; Ovaria comp.; Testes comp.	
Apisinum	Dried poison from the honey bee (<i>Apis mellifera</i> L.)	HAB	Apisinum	Monograph	Bolus Eucalypti comp.; Zinnober comp.	

Name of the substance	Definition	Reference to Standard	Name of the monograph	Preparation method	Reference for use in anthroposophic medicine	
					KC Monograph	Other
Appendix vermiformis	Vermiform process of the blind gut from the rabbit (<i>Oryctolagus cuniculus</i> L.)			Ph.Eur.Hom. 2.2.2		Der Merkurstab: Sonderheft 1999
Aranea avicularis	Whole bird spider (<i>Avicularia avicularia</i> L.)			Ph.Eur.Hom. 1.1.9 (ethanol 90%), 1.1.11 (ethanol 65%)	Mygale comp.	IVAA statement 2013
Aranea diadema	Whole diadem spider (<i>Araneus diadematus</i> Clerk)	(HAB 1924)	Aranea Diadema	Ph.Eur.Hom. 1.1.9 (HAB 1924: 90% Ethanol), 2.1.1, 2.2.3		Vademecum: Aranea
Arteria basilaris*	Arteria basilaris from the calf (<i>Bos taurus</i> L.)			Ph.Eur.Hom. 2.2.3		IVAA statement 2013
Arteria brachialis	Arteria brachialis from the calf (<i>Bos taurus</i> L.)			Ph.Eur.Hom. 2.2.3		IVAA statement 2013
Arteria carotis communis et sinus caroticus	Parts from the Arteria carotis communis dextra and sinistra from the calf (<i>Bos taurus</i> L.)			Ph.Eur.Hom. 2.2.3		Vademecum: Arteria carotis communis et sinus caroticus
Arteria cerebri media*	Arteria carotis cerebialis and its ramifications from the calf (<i>Bos taurus</i> L.)			Ph.Eur.Hom. 2.2.3		Vademecum: Arteria cerebri media
Arteria coeliaca	see <i>Truncus coeliacus</i>					IVAA statement 2013
Arteria coronaria	Arteria coronaria from the calf (<i>Bos taurus</i> L.)			Ph.Eur.Hom. 2.2.3		Vademecum: Arteria coronaria
Arteria femoralis	Arteria femoralis from the calf (<i>Bos taurus</i> L.)			Ph.Eur.Hom. 2.2.3		Vademecum [mentioned under: Secale/Bleiglanz comp.]
Arteria ophthalmica*	Arteria ophthalmica externa from the calf (<i>Bos taurus</i> L.)			Ph.Eur.Hom. 2.2.3		Vademecum: Arteria ophthalmica
Arteria poplitea	Arteria poplitea from the calf (<i>Bos taurus</i> L.)			Ph.Eur.Hom. 2.2.3	Bleiglanz/Secale comp.	
Arteria pulmonalis	Arteria pulmonalis from the calf (<i>Bos taurus</i> L.)			Ph.Eur.Hom. 2.2.3		IVAA statement 2013
Arteria renalis	Arteria renalis from the calf (<i>Bos taurus</i> L.)			Ph.Eur.Hom. 2.2.3		IVAA statement 2013
Arteria vertebralis	Parts from the Arteria vertebralis dextra and sinistra from the calf (<i>Bos taurus</i> L.)			Ph.Eur.Hom. 2.2.3		
Arteriae*	Parts of Arteria basilaris, Arteria brachialis, Arteria coronaria, Arteria femoralis, Arteria mesenterica, Arteria pulmonalis and Arteria renalis from the calf (<i>Bos taurus</i> L.)			Ph.Eur.Hom. 2.2.3		Vademecum: Arteriae

Name of the substance	Definition	Reference to Standard	Name of the monograph	Preparation method		Reference for use in anthroposophic medicine	
				Ph.Eur.Hom. 2.2.2.APC 3.3.1		KC Monograph	Other
Articulatio	The following articulations: cubits, genus, humeri, radiocarpa, sacroiliaca, subtalaris, talocruralis, temporomandibularis (Bos taurus L.)			Ph.Eur.Hom. 2.2.2.APC 3.3.1			Liste HAS (07.2021) ABMA-Vademecum: Articulatio-Argentum p. 49
Articulatio coxae	Hip joint with equal parts from the acetabulum, Caput femoris, joint cartilage and Ligamentum capitis femoris from the calf (Bos taurus L.)			Ph.Eur.Hom. 2.2.2		Articulatio coxae	
Articulatio cubiti	Elbow joint with parts from the bones that form the joint, joint cartilage, parts of joint capsule, synovia and parts of the ligaments from the calf (Bos taurus L.)			Ph.Eur.Hom. 2.2.2			IVAA statement 2013
Articulatio genus	Knee joint with parts from the bones that form the joint, meniscus, joint capsule, ligaments, cartilage and synovia from the calf (Bos taurus L.)			Ph.Eur.Hom. 2.2.2		Articulatio genus	
Articulatio humeri	Shoulder joint with parts of the bones that form the joint, cartilage, parts of the joint capsule and the Bursa intertubercularis from the calf (Bos taurus L.)			Ph.Eur.Hom. 2.2.2			Vademecum [mentioned under: Aconit Schmerzöl]
Articulatio interphalangea	Parts of the toe joint from the fore extremities from the calf (Bos taurus L.)			Ph.Eur.Hom. 2.2.2		Cartilago/Echinacea comp.	
Articulatio radiocarpea	Radiocarpal joint with parts of the bones, cartilage, ligaments and joint capsule that form the proximal carpal joint from the calf (Bos taurus L.)			Ph.Eur.Hom. 2.2.2			IVAA statement 2013
Articulatio sacroiliaca	Parts of Ilium and sacrum from the joint area, joint capsule and ligaments from the calf (Bos taurus L.)			Ph.Eur.Hom. 2.2.2			Der Merkurstab: Sonderheft 1999
Articulatio subtalaris	Parts of the cartilage, joint capsule and synovia of the part distal to the Os centroquartale of the joint like union between Talus and Calcaneus from the calf (Bos taurus L.)			Ph.Eur.Hom. 2.2.2		Articulatio talocruralis comp.	
Articulatio talocruralis	Parts of the bones forming the joint, Tibia and Talus, of the joint capsule, ligaments as well as synovia of the ankle joint from the calf (Bos taurus L.)			Ph.Eur.Hom. 2.2.2		Articulatio talocruralis comp.	

Name of the substance	Definition	Reference to Standard	Name of the monograph	Preparation method	Reference for use in anthroposophic medicine	
					KC Monograph	Other
Articulatio temporomandibularis	Parts of the Os mandibulare and of the Os temporale in the joint area, of the joint capsule, of the ligaments, of cartilage, as well as synovia from the calf (Bos taurus L.)			Ph.Eur.Hom. 2.2.2		IVAA statement 2013
Articulationes intercarpeae	Parts of the bones forming the joint, of the cartilage-like surface of the articulation, as well as synovia from the calf (Bos taurus L.)			Ph.Eur.Hom. 2.2.2		IVAA statement 2013
Articulationes intervertebrales cervicales	Region of the cervix: Parts of the bone process that participate to the intervertebral joints, cartilage and joint capsules, as well as synovia from the calf (Bos taurus L.)			Ph.Eur.Hom. 2.2.2		IVAA statement 2013
Articulationes intervertebrales lumbales	Region of the loin: Parts of the bone process that participate to the intervertebral joints, cartilage and joint capsules, as well as synovia from the calf (Bos taurus L.)			Ph.Eur.Hom. 2.2.2		IVAA statement 2013
Ascidia	The whole animal (Several species of proto-Chordates of Ascidia group)			APC 3.3.1		ABMA-Vademecum Arteriae- Barium p. 48
Atlas*	Parts of the Atlas (1. cervical) from the calf (Bos taurus L.)			Ph.Eur.Hom. 2.2.2		IVAA statement 2013
Auditum	The whole hearing organ (parts of cochlea from the skeletous as well as dermal parts of the inner ear from the calf (Bos taurus L.)			APC 3.3.1		ABMA-Vademecum Auditum-Argentum p.51
Auditum internum	Internal hearing organ (parts of cochlea from the skeletous as well as dermal parts of the inner ear and labyrinthus from the calf (Bos taurus L.))			APC 3.3.1		ABMA-Vademecum Labyrinthus- Mercurius p. 161
Axis*	Parts of the Axis (2. cervical) from the calf (Bos taurus L.)			Ph.Eur.Hom. 2.2.2		IVAA statement 2013
Bronchi	Bronchi from the calf (Bos taurus L.)			Ph.Eur.Hom. 2.2.2	Bronchi/Plantago comp.	
Bronchi	Bronchi from the rabbit (Oryctolagus cuniculus L.)			Ph.Eur.Hom. 2.1.1	Bronchi/Plantago comp.	
Bulbus olfactorius*	Bulbus olfactorius of both hemispheres of the cerebrum from the calf (Bos taurus L.)			Ph.Eur.Hom. 2.2.1		Vademecum: Bulbus olfactorius
Bursae articulationis humeri-Komplex	Parts of Bursa musculi infraspinam and Bursa intertubercularis humeri from the calf (Bos taurus L.)			Ph.Eur.Hom. 2.2.2		Vademecum: Bursae articulationis humeri-Komplex

Name of the substance	Definition	Reference to Standard	Name of the monograph	Preparation method	Reference for use in anthroposophic medicine	
					KC Monograph	Other
Calcareo carbonica ostrearum	see Conchae					
Calcium carbonicum Hahnemannii	see Conchae					
Cantharis	As far as possible intact specimens of Lytta vesicatoria L., killed and dried at a temperature not exceeding 40°C	HAB	Lytta vesicatoria	Ph.Eur.Hom. 1.1.9 (HAB: Ethanol 90%), 2.2.3	Argentum/Urtica comp.; Calendula/Urtica comp.; Cantharis; Cantharis comp.; Hypericum comp.; Uva ursi comp.	Vademecum: Cantharis
Cardia	Cardia, parts of the wall of the stomach in the region of the entrance into the stomach from the pig (<i>Sus scrofa domestica</i> L.)			Ph.Eur.Hom. 2.2.3		Vademecum: Cardia
Cartilago	Cartilage of joint from the rabbit (<i>Oryctolagus cuniculus</i> L.)			Ph.Eur.Hom. 2.1.1		
Cartilago articularis	Cartilage of the hip, knee and shoulder joints from the calf (<i>Bos taurus</i> L.)			Ph.Eur.Hom. 2.1.1, 2.2.2	Cartilago comp.; Cartilago/Homerz comp.; Cartilago/Mandragora comp.	
Cartilago articularis coxae	Cartilage of the hip joint from the calf (<i>Bos taurus</i> L.)			Ph.Eur.Hom. 2.2.2		IVAA statement 2013
Cartilago articularis genus	Cartilage of the knee joint from the calf (<i>Bos taurus</i> L.)			Ph.Eur.Hom. 2.2.2		Der Merkurstab; Sonderheft 1999
Cavum tympani*	Parts of the wall of the Cavum tympani, as well as auditory bones from the calf (<i>Bos taurus</i> L.)			Ph.Eur.Hom. 2.2.2		Vademecum: Cavum tympani
Cera flava	Wax obtained by melting the walls of the honeycomb made by the honey-bee, <i>Apis mellifera</i> L., with hot water and removing foreign matter	Ph.Eur.	Cera flava	API	Aesculus/Cera comp.; Oleum Petrae comp.; Plantago comp.	
Cerebellum	Cerebellum from the rabbit (<i>Oryctolagus cuniculus</i> L.)			Ph.Eur.Hom. 2.1.1	Arnica/Epiphysis/Plumbum mellitum comp.; Arnica/Hypophysis/Plumbum mellitum comp.; Aurum/Epiphysis comp.; Aurum/Hypophysis comp.; Cerebellum comp.; Epiphysis comp.; Gnaphalium comp.; Hypophysis comp.	

Name of the substance	Definition	Reference to Standard	Name of the monograph	Preparation method	Reference for use in anthroposophic medicine	
					KC Monograph	Other
Cerebellum*	Cerebellum from the calf (Bos taurus L.)			Ph.Eur.Hom. 2.2.1	Arnica/Epiphysis/Plumbum mellitum comp.; Arnica/Hypophysis/Plumbum mellitum comp.; Aurum/Epiphysis comp.; Aurum/Hypophysis comp.; Cerebellum comp.; Epiphysis comp.; Gnaphalium comp.; Hypophysis comp.	
Cerebrum	Cerebrum from the calf (Bos taurus L.)			see app. 2.6: Arnica-Cerebrum	Arnica-Cerebrum	
Cerebrum, regio motorica*	Grey matter of the Gyrus praecentralis belonging to the Lobus frontalis of both hemispheres from the calf (Bos taurus L.)			Ph.Eur.Hom. 2.2.1		Vademecum: Cerebrum, regio motorica
Cervix uteri	Parts of the neck of the uterus from the cow (Bos taurus L.)			Ph.Eur.Hom. 2.2.3		IVAA statement 2013
Circulus arteriosus cerebri*	Circulus arteriosus cerebri of the pituitary shaft from the calf (Bos taurus L.)			Ph.Eur.Hom. 2.2.3		IVAA statement 2013
Coccus cacti	The dried, fertilized, female of Dactylopius coccus Costa	HAB; Ph.fr.	Dactylopius coccus HAB; Coccus cacti aph Ph.fr.	Ph.Eur.Hom. 1.1.9 (HAB:ethanol 90%), 1.1.11 (ethanol 65%)	Drosera/Ipecacuanha comp.	IVAA statement 2013
Cochlea *	Parts of the Cochlea from the skeletal as well as dermal parts of the inner ear from the calf (Bos taurus L.)			Ph.Eur.Hom. 2.2.2		Vademecum: Cochlea
Cod liver oil	see Iecoris aselli oleum					
Colon	Colon from the pig (Sus scrofa domestica L.)			Ph.Eur.Hom. 2.1.1, 2.2.3	Colon	
Colon	Colon from the rabbit (Oryctolagus cuniculus L.)			Ph.Eur.Hom. 2.1.1		
Colon sigmoideum	Colon sigmoideum, parts of the final tract of the Colon descendens from the pig (Sus scrofa domestica L.)			Ph.Eur.Hom. 2.2.3	Colon	Vademecum [mentioned under: Erysidoron 1; Mercurius vivus naturalis]
Columna	Parts of spinal cord from the calf (Bos taurus L.)			APC 3.3.1		ABMA-Vademecum: Columna-Argentum p. 97
Columna anterior*	Parts of the columna anterior of the spinal chord from the calf (Bos taurus L.)			Ph.Eur.Hom. 2.2.1		IVAA statement 2013
Columna posterior*	Parts of the columna posterior of different parts of the spinal chord from the calf (Bos taurus L.)			Ph.Eur.Hom. 2.2.1		IVAA statement 2013

Name of the substance	Definition	Reference to Standard	Name of the monograph	Preparation method	Reference for use in anthroposophic medicine	
					KC Monograph	Other
Conchae	The inner parts of the shells of the oyster (<i>Ostrea edulis</i> L.; Ph.fr. also: <i>Crasostrea angulata</i> Lamk., <i>Crasostrea gigas</i> Lamk.)	HAB; Ph.fr.	Calcium carbonicum Hahnemannii HAB; Calcarea carbonica ostrearum PPH Ph.fr.	HAB- Monograph and Ph.Eur.Hom. 4.1.1., API (Apatit/Conchae)	Agaricus comp./Phosphorus; Apatit/ Conchae; Avena comp.; Avena/Conchae comp.; Barium comp.; Bryophyllum/ Conchae; Cerebellum comp.; Conchae; Conchae comp.; Conchae/Ferrum ustum comp.; Conchae/Quercus comp.; Convallaria/Primula comp.; Fragaria/ Urtica comp.; Hepar sulfuris; Hepar sulfuris comp.; Levisticum comp.; Onopordum/Primula comp.; Pankreas comp.; Prunus/Rosmarinus comp.; Sepia comp.; Thyreoida comp.; Urtica comp.; Valeriana comp.	Vademecum: Conchae
Conjunctiva	Conjunctiva from the calf (<i>Bos taurus</i> L.)			Ph.Eur.Hom. 2.2.2	Conjunctiva comp.	
Connective tissue	see Textus connectivus					
Cor	Cor from the calf (<i>Bos taurus</i> L.)			Ph.Eur.Hom. 2.1.1, 2.2.3	Arnica, Planta tota/Cor; Aurum/Cor; Calcium carbonicum/Mesenchym comp.; Convallaria/Primula comp.; Cor; Cor/Crataegus comp.; Crataegus comp.; Organum quadruplex	
Cor	Parts of the epicardium, myocardium, endocardium and the arterial musculature of the heart from the calf (<i>Bos taurus</i> L.)			Ph.Eur.Hom. 2.1.1, 2.2.3	Calcium carbonicum/Mesenchym comp.; Convallaria/Primula comp.; Cor; Cor/Crataegus comp.; Crataegus comp.; Organum quadruplex	
Cor	Cor from the rabbit (<i>Oryctolagus cuniculus</i> L.)			Ph.Eur.Hom. 2.1.1		
Corallium	Fragmented parts obtained by comminuting the fresh animal (Several species of Coral of the genus <i>Mussidae</i> or <i>Coralliidae</i> or <i>Trachyhyliidae</i>)			APC 3.3.1		ABMA- Vademecum: Corallium- Millefolium- Stibium Sirmium
Corallium rubrum	Fragments of the calcareous skeleton of <i>Corallium rubrum</i> L., containing minimum 82 % CaCO ₃ (Mr 100.1)	HAB	Corallium rubrum	Ph.Eur.Hom. 4.1.1; see also app. 2.6 (Kalium aceticum comp.)	Anagallis/Malachit comp.; Corallium comp.; Kalium aceticum comp.	
Cornea	Cornea from the calf (<i>Bos taurus</i> L.)			Ph.Eur.Hom. 2.2.3	Cornea/Levisticum comp.	
Cornu Caprae ibecis	Horn from the ibex (<i>Capra ibex</i> L.)			Ph.Eur.Hom. 4.1.1		IVAA statement 2013
Cornu Cervi	Antlers from the deer (<i>Cervus elaphus</i> L.)			Ph.Eur.Hom. 4.1.1	Medulla spinalis comp.	Liste HAS (07.2021)

Name of the substance	Definition	Reference to Standard	Name of the monograph	Preparation method	Reference for use in anthroposophic medicine	
					KC Monograph	Other
Corpora quadrigemina	Parts of the Corpora quadrigemina from the pig (Sus scrofa domestica L.)			Ph.Eur. Hom. 2.2.1	Arnica/Epiphysis/Plumbum mellitum comp.; Arnica/Hypophysis/Plumbum mellitum comp.; Aurum/Epiphysis comp.; Aurum/Hypophysis comp.; Epiphysis comp.; Gnaphalium comp.; Hypophysis comp.; Nervus opticus comp.	
Corpora quadrigemina*	Parts of the Lamina tecti with the Corpora quadrigemina from the calf (Bos taurus L.)			Ph.Eur. Hom. 2.2.1	Arnica/Epiphysis/Plumbum mellitum comp.; Arnica/Hypophysis/Plumbum mellitum comp.; Aurum/Epiphysis comp.; Aurum/Hypophysis comp.; Epiphysis comp.; Gnaphalium comp.; Hypophysis comp.; Nervus opticus comp.	
Corpus amygdaloideum*	Brain matter of the region of the Corpus amygdaloideum from the calf (Bos taurus L.)			Ph.Eur. Hom. 2.2.1		Vademecum: Corpus amygdaloideum
Corpus ciliare	Corpus ciliare from the rabbit (Oryctolagus cuniculus L.)			Ph.Eur. Hom. 2.1.1		
Corpus luteum	Corpus luteum from the calf (Bos taurus L.)			Ph.Eur. Hom. 2.1.1, 2.2.2	Melissa/Phosphorus comp.	
Corpus luteum	Corpus luteum from the sow (Sus scrofa domestica L.)			Ph.Eur. Hom. 2.1.1	Melissa/Phosphorus comp.	
Corpus striatum*	Corpus striatum from the calf (Bos taurus L.)			Ph.Eur. Hom. 2.2.1		Vademecum [mentioned under: Regio substantiae nigrae]
Corpus vitreum	Corpus vitreum from the rabbit (Oryctolagus cuniculus L.)			Ph.Eur. Hom. 2.1.1	Argentum-Corpus vitreum; Cornea/Levisticum comp.; Corpus vitreum-Stannum; Corpus vitreum/Hornerz comp.; Corpus vitreum/Succinum	
Corpus vitreum*	Corpus vitreum from the calf (Bos taurus L.)			Ph.Eur. Hom. 2.1.1, 2.2.1, 2.2.2; starting material for the production of Argentum-Corpus vitreum and Corpus vitreum-Stannum (see app. 2.6)	Argentum-Corpus vitreum; Cornea/Levisticum comp.; Corpus vitreum-Stannum; Corpus vitreum/Hornerz comp.; Corpus vitreum/Succinum	
Cortex cerebri	Cortex of the cerebrum from the rabbit (Oryctolagus cuniculus L.)			Ph.Eur. Hom. 2.1.1		
Crotalus horridus	Freeze dried poison from Crotalus horridus L.	HAB		HAB Monograph		Der Merkurstab 1993; 46(3); 288-297

Name of the substance	Definition	Reference to Standard	Name of the monograph	Preparation method	Reference for use in anthroposophic medicine	
					KC Monograph	Other
Crotalus terrificus	Freeze dried poison from Crotalus durissus terrificus Laurenti			acc. to monograph Lachesis HAB	Naja comp.	Der Merkurstab 1993; 46(3): 288-297 Der Merkurstab 2005; 58(1)32-39
Cutis (feti femini)	The external skin of a ca. 5 months old female bovine foetus (Bos taurus L.)			Ph.Eur.Hom. 2.2.2	Prunus/Rosmarinus comp.	
Cutis (feti)	The external skin of a 3 to 9 months old bovine foetus (Bos taurus L.)			Ph.Eur.Hom. 2.2.2	Calendula/Tropaeolum comp.; Echinacea/Viscum comp.; Vespa crabro comp.	
Cutis (feti)	The external skin from the foetus of the pig (Sus scrofa domestica L.)			Ph.Eur.Hom. 2.1.1		
Dactylopius coccus	see Coccus cacti					
Dens	Teeth from the calf (Bos taurus L.)			Ph.Eur.Hom. 2.2.2		IVAA statement 2013
Diaphragma	Muscular and tendinous parts of the diaphragm from the calf (Bos taurus L.)			Ph.Eur.Hom. 2.2.2		Vademecum [mentioned under: Regio substantiae nigrae]
Diaphragma pelvis	Parts of the muscle and fascies closing the pelvis, including connective tissue from the calf (Bos taurus L.)			Ph.Eur.Hom. 2.2.2		Vademecum: Diaphragma pelvis
Diencephalon*	Diencephalon from the calf (Bos taurus L.)			Ph.Eur.Hom. 2.2.1		IVAA statement 2013
Disci intervertebrales	Intervertebral discs of cervical spine from the pig (Sus scrofa domestica L.)			Ph.Eur.Hom. 2.1.1		
Disci intervertebrales (cervicales)	Fibrocartilage of intervertebral discs of cervical spine from the calf (Bos taurus L.)			Ph.Eur.Hom. 2.2.2		Vademecum [mentioned under: Disci intervertebrales (feti)]
Disci intervertebrales (cervicales, thoracici et lumbales)	Parts of intervertebral discs of cervical, thoracic and lumbar spine from the calf (Bos taurus L.)			Ph.Eur.Hom. 2.2.2	Disci comp. cum Aesculo; Disci comp. cum Argento; Disci comp. cum Auro; Disci comp. cum Nicotiana; Disci comp. cum Pulsatilla; Disci comp. cum Stanno; Disci comp. cum Stibio; Disci/Pulsatilla comp. cum Stanno; Disci/Rhus toxicodendron comp.; Disci/Viscum comp. cum Argento; Disci/Viscum comp. cum Stanno	

Name of the substance	Definition	Reference to Standard	Name of the monograph	Preparation method	Reference for use in anthroposophic medicine	
					KC Monograph	Other
Disci intervertebrales (feti)	Intervertebral discs of different regions of the spine from a 3 to 9 months old bovine foetus (Bos taurus L.)			Ph.Eur. Hom. 2.1.1, 2.2.2	Discus intervertebralis embryonalis/ Solutio Siliceae comp.	Vademecum: Disci intervertebrales (feti)
Disci intervertebrales (lumbales)	Intervertebral discs of lumbar spine from the calf (Bos taurus L.)			Ph.Eur. Hom. 2.2.2		Vademecum [mentioned under: Disci intervertebrales (feti)]
Ductus choledochus	Ductus choledochus from the pig (Sus scrofa domestica L.)			Ph.Eur. Hom. 2.2.3		Der Merkurstab; Sonderheft 1999
Ductus thoracicus	Ductus thoracicus from the calf (Bos taurus L.)			Ph.Eur. Hom. 2.2.3	Borago/Renes comp.	
Duodenum	Parts of duodenum from the pig (Sus scrofa domestica L.)			Ph.Eur. Hom. 2.2.3		Vademecum [mentioned under: Plexus gastricus]
Dura mater encephali*	Dura mater encephali from the calf (Bos taurus L.)			Ph.Eur. Hom. 2.2.1		IVAA statement 2013
Endocardium	Endocardium from the calf (Bos taurus L.)			Ph.Eur. Hom. 2.2.3		IVAA statement 2013
Endometrium	Endometrium from the cow (Bos taurus L.)			Ph.Eur. Hom. 2.2.3	Endometrium comp.	
Endometrium	Endometrium from the pig (Sus scrofa domestica L.)			Ph.Eur. Hom. 2.2.3	Endometrium comp.	
Epididymis	Left epididymis from the bull (Bos taurus L.)			Ph.Eur. Hom. 2.2.1		IVAA statement 2013
Epiphysis	Parts of the epiphysis from the rabbit (Oryctolagus cuniculus L.)			Ph.Eur. Hom. 2.1.1	Arnica/Epiphysis/Plumbum mellitum comp.; Aurum/Epiphysis comp.; Epiphysis; Epiphysis comp.; Epiphysis/Plumbum; Gnaphalium comp.	
Epiphysis*	Parts of the epiphysis from the calf (Bos taurus L.)			Ph.Eur. Hom. 2.2.1	Arnica/Epiphysis/Plumbum mellitum comp.; Aurum/Epiphysis comp.; Epiphysis; Epiphysis comp.; Epiphysis/Plumbum; Gnaphalium comp.	
Erythrocytes	Erythrocytes from the blood of the horse (Equus przewalskii f. caballus POLLAKOV)			Ph.Eur. Hom. 2.2.4		IVAA statement 2013
Fasciculus atrioventricularis	Parts of the conduction system of the heart, Hiss bundle and Purkinjes fiber from the calf (Bos taurus L.)			Ph.Eur. Hom. 2.2.3		Vademecum: Fasciculus atrioventricularis
Fasciculus opticus*	Fasciculus opticus from the calf (Bos taurus L.)			Ph.Eur. Hom. 2.1.1, 2.2.1	Lamina/Retina comp.	Liste HAS (07.2021)
Fel piscis	Bile from predatory fish, e.g. trout (Salmo trutta L.)			Ph.Eur. Hom. 2.1.1		Der Merkurstab 2004; 57(3); 224

Name of the substance	Definition	Reference to Standard	Name of the monograph	Preparation method	Reference for use in anthroposophic medicine	
					KC Monograph	Other
Fel tauri	Fresh bile from gall bladder from the calf (Bos taurus L.)			Ph.Eur.Hom. 2.2.1	Glandulae suprarenales comp.	
Femur	Parts of the diaphysis of os femoris from the calf (Bos taurus L.)			Ph.Eur.Hom. 2.2.2		Vademecum: Femur
Folliculi lymphatici aggregati	Parts of Peyers patch of the small intestine from the pig (Sus scrofa domestica L.)			Ph.Eur.Hom. 2.2.3		Vademecum
Formica	Live worker ants of Formica rufa L.	HAB; Ph.fr.	Formica rufa HAB; Formica rufa PPH Ph.fr.	Ph.Eur.Hom. 2.1.1, 2.2.3 HAB monograph; dilutions Ph.Eur.Hom. 1.1.9; Ph.fr. monograph (ethanol 65%) Extraction with glycerol 85% to get an API with 2.4% formic acid, see also Acidum Formicae	Aconitum/Arnica comp./Formica; Aesculus/Cera comp.; Apis comp.; Arnica comp.; Arnica comp./Formica; Arnica, Planta tota/Formica; Arnica/Formica comp.; Arnica/Lappa comp.; Aurum/Onopordon comp.; Belladonna/Betula/Formica; Betula/Arnica comp.; Betula/Lappa comp.; Bryonia/Formica comp.; Cartilago comp.; Disci comp. cum Aesculo; Disci comp. cum Argento; Disci comp. cum Auro; Disci comp. cum Nicotiana; Disci comp. cum Pulsatilla; Disci comp. cum Stanno; Disci comp. cum Stibio; Disci/Pulsatilla comp. cum Stanno; Disci/Rhus toxicodendron comp.; Disci/Viscum comp. cum Argento; Disci/Viscum comp. cum Stanno; Equisetum arvense/Formica; Formica; Formica D3/Formica D15; Formica/Oxalis; Formica/Prunus spinosa; Lens cristallina/Viscum comp. cum Stanno; Magnesium phosphoricum comp.; Mandragora co	Vademecum: Formica
Formica parva	Live worker ants (Lasius niger L.)			Ph.Eur.Hom. 2.1.1	Flores Triticici comp.	Liste HAS (07.2021)
Funiculus umbilicalis	Funiculus umbilicalis from a bovine foetus between the third and ninth month of pregnancy (Bos taurus L.)			Ph.Eur.Hom. 2.2.2	Borago/Renes comp.; Calendula/Tropeaeolum comp.; Echinacea/Viscum comp.; Magnesit/Mamma comp.; Magnesium sulfuricum/Ovaria comp.; Prunus/Rosmarinus comp.	
Galea aponeurotica	Parts of the superficial fascia of the forehead from the calf (Bos taurus L.)			Ph.Eur.Hom. 2.2.2		IVAA statement 2013

Name of the substance	Definition	Reference to Standard	Name of the monograph	Preparation method	Reference for use in anthroposophic medicine	
					KC Monograph	Other
Gingiva	Gingiva from the calf (Bos taurus L.)			Ph.Eur.Hom. 2.2.2	Calendula/Echinacea comp.; Periodontium/Silicea comp.; Periodontium/Stannum comp.	
Gingiva	Gingiva from the foetus of the pig (Sus scrofa domestica L.)			Ph.Eur.Hom. 2.1.1		
Glandula lacrimalis	Glandula lacrimalis from the calf (Bos taurus L.)			Ph.Eur.Hom. 2.2.1		Vademecum
Glandula parotis	Glandular tissue of the body of the parotid gland from the calf (Bos taurus L.)			Ph.Eur.Hom. 2.2.1		IVAA statement 2013
Glandula suprarenales	Suprarenal gland from the rabbit (Oryctolagus cuniculus L.)			Ph.Eur.Hom. 2.1.1		
Glandula suprarenalis	Glandula suprarenalis from the calf (Bos taurus L.)			Ph.Eur.Hom. 2.1.1, 2.2.1	Calendula/Tropaeolum comp.; Cuprum-Ren-Glandula suprarenalis; Glandula suprarenalis; Glandula suprarenalis/Solutio Ferri comp.; Glandulae suprarenales comp.	
Glandula suprarenalis (Cortex)	Glandula suprarenalis (Cortex) from the calf (Bos taurus L.)			Ph.Eur.Hom. 2.2.1		IVAA statement 2013
Glandula suprarenalis (Medulla)	Medulla glandulae suprarenalis of both adrenal glands from the calf (Bos taurus L.)			Ph.Eur.Hom. 2.2.1		IVAA statement 2013
Glandula suprarenalis dextra	Glandula suprarenalis dextra from the calf (Bos taurus L.)			Ph.Eur.Hom. 2.2.1	Cuprum/Glandula suprarenalis dextra	
Glandula suprarenalis sinistra	Glandula suprarenalis sinistra from the calf (Bos taurus L.)			Ph.Eur.Hom. 2.2.1	Cuprum/Glandula suprarenalis sinistra; Glandula suprarenalis/Mercurius	
Glandula Thymus	see Thymus (Glandula)					
Glandula thyreoidea	Glandula thyreoidea from the calf (Bos taurus L.)			Ph.Eur.Hom. 2.2.1, 2.1.1	Colchicum comp.; Ferrum/Thyreoidea; Glandula thyreoidea; Thyreoidea comp.	
Glandula thyreoidea	Glandula thyreoidea from the rabbit (Oryctolagus cuniculus L.)			Ph.Eur.Hom. 2.1.1	Colchicum comp.; Ferrum/Thyreoidea; Glandula thyreoidea; Thyreoidea comp.	
Glandulae parathyreoideae	Glandulae parathyreoideae from the calf (Bos taurus L.)			Ph.Eur.Hom. 2.2.1	Aurum/Parathyreoidea; Parathyreoidea comp.; Pharmakolith comp.	
Glandulae parathyreoideae	Glandulae parathyreoideae from the pig (Sus scrofa domestica L.)			APC 3.3.3 (glycerol macerate 1:1000 (as Ph.Eur.Hom. 2.1.1))	Aurum/Parathyreoidea; Parathyreoidea comp.; Pharmakolith comp.	

Name of the substance	Definition	Reference to Standard	Name of the monograph	Preparation method	Reference for use in anthroposophic medicine	
					KC Monograph	Other
Glandulae suprarenales	see Glandula suprarenalis					
Globus oculi	Eyeball of the rabbit (<i>Oryctolagus cuniculus</i> L.)			Ph.Eur.Hom. 2.1.1		Répertoire de méd. anthr.: Globe oculaire
Gyrus cinguli*	Gyrus cinguli from the calf (<i>Bos taurus</i> L.)			Ph.Eur.Hom. 2.2.1		IVAA statement 2013
Hepar	Pars intermedia of the liver from the calf (<i>Bos taurus</i> L.)			Ph.Eur.Hom. 2.1.1, 2.2.1	Calcium carbonicum/Mesenchym comp.; Carduus marianus/Viscum Mali comp.; Hepar; Hepar-Magnesium; Hepar/Stannum metallicum A; Hepar/Stannum metallicum B; Organum quadruplex; Taraxacum Stanno cultum/Hepar Bovis	
Hepar	Liver from the rabbit (<i>Oryctolagus cuniculus</i> L.)			Ph.Eur.Hom. 2.1.1	Calcium carbonicum/Mesenchym comp.; Carduus marianus/Viscum Mali comp.; Hepar/Stannum metallicum A; Hepar/Stannum metallicum B; Organum quadruplex	IVAA statement 2013
Hippocampus*	Hippocampus from the calf (<i>Bos taurus</i> L.)			Ph.Eur.Hom. 2.2.1		Vademecum: Hippocampus
Hirudo ex animale	Leech immediately after sacrifice of <i>Hirudo medicinalis</i> L.			Ph.Eur.Hom. 1.1.11, 2.2.3	Hirudo comp.; Vespa crabro comp.	
Hypophysis	Hypophysis from the rabbit (<i>Oryctolagus cuniculus</i> L.)			Ph.Eur.Hom. 2.1.1	Arnica/Hypophysis/Plumbum mellitum comp.; Aurum/Hypophysis comp.; Disci comp. cum Nicotiana; Hypophysis; Hypophysis comp.; Hypophysis/Stannum; Magnesit/Mamma comp.; Magnesium sulfuricum/Ovaria comp.; Periodontium/Stannum comp.; Skorodit comp.	
Hypophysis*	Hypophysis from the calf (<i>Bos taurus</i> L.)			Ph.Eur.Hom. 2.1.1, 2.2.1	Arnica/Hypophysis/Plumbum mellitum comp.; Aurum/Hypophysis comp.; Disci comp. cum Nicotiana; Hypophysis; Hypophysis comp.; Hypophysis/Stannum; Magnesit/Mamma comp.; Magnesium sulfuricum/Ovaria comp.; Periodontium/Stannum comp.; Skorodit comp.	
Hypothalamus	Hypothalamus from the rabbit (<i>Oryctolagus cuniculus</i> L.)			Ph.Eur.Hom. 2.1.1		

Name of the substance	Definition	Reference to Standard	Name of the monograph	Preparation method	Reference for use in anthroposophic medicine	
					KC Monograph	Other
Hypothalamus*	Hypothalamus from the calf (Bos taurus L.)			Ph.Eur. Hom. 2.1.1, 2.2.1		Vademecum: Hypothalamus
Iecoris aselli oleum	Purified fatty oil obtained from the fresh livers of wild cod, Gadus morhua L. and other species of Gadidae, solid substances being removed by cooling and filtering	Ph.Eur.	Iecoris aselli oleum	API	Berberis/Chelidonium comp.; Berberis/Juniperus comp.	
Ileum	Ileum from the pig (Sus scrofa domestica L.)			Ph.Eur. Hom. 2.2.3		Vademecum [mentioned under: Nux vomica/Nicotiana comp.]
Iris	Iris from the calf (Bos taurus L.)			Ph.Eur. Hom. 2.2.2	Arnica/Hypophysis/Plumbum mellitum comp.; Aurum/Hypophysis comp.; Hypophysis comp.; Iris bovis comp.	
Iecoris oleum	see Iecoris aselli oleum					
Labyrinthus*	Cochlea and labyrinth from the calf (Bos taurus L.)			Ph.Eur. Hom. 2.2.1	Arnica/Epiphysis/Plumbum mellitum comp.; Aurum/Epiphysis comp.; Epiphysis comp.; Gnaphalium comp.	
Lac caninum	Fresh milk from female dog (Canis lupus familiaris L.)			Ph.Eur. Hom. 3.1.1		ABMA-Vademecum Ovaria-Mercurius p. 195
Lac vaccae	Fresh cow's milk (Bos taurus L.)			Ph.Eur. Hom. 3.1.1 (ethanol 18%)		Vademecum
Lachesis	Carefully dried poison from Lachesis melanocephala Solno & Cerdas, Lachesis stenophrys Cope or Lachesis muta L.	HAB	Lachesis HAB; Lachesis muta aph Ph. fr.	Monograph HAB	Ignatia comp.; Lachesis; Lachesis comp.; Melissa/Sepia comp.; Naja comp.	Vademecum: Lachesis Répertoire de méd. anthr.
Lamina quadrigemina	Lamina quadrigemina from the rabbit (Oryctolagus cuniculus L.)			Ph.Eur. Hom. 2.1.1	Lamina/Retina comp.	
Lamina quadrigemina*	Lamina quadrigemina from the calf (Bos taurus L.)			Ph.Eur. Hom. 2.1.1, 2.2.1	Lamina/Retina comp.	
Lapis cancri	The gastrolithes from the body cavity from Astacus astacus L. or other crayfish			Ph.Eur. Hom. 4.1.1; API, raw material for the production of compositions: Silex - Lapis Cancrī solutus (app. 2.6)	Lapis Cancrī/Flintstein	Vademecum: Silex - Lapis Cancrī solutus Liste HAS (07 2021)
Larynx	Parts of the larynx from the calf (Bos taurus L.)			Ph.Eur. Hom. 2.2.2	Apis/Larynx comp.; Bronchi/Plantago comp.; Larynx comp.	

Name of the substance	Definition	Reference to Standard	Name of the monograph	Preparation method	Reference for use in anthroposophic medicine	
					KC Monograph	Other
Larynx	Parts of the larynx from the rabbit (<i>Oryctolagus cuniculus</i> L.)			Ph.Eur.Hom. 2.1.1	Apis/Larynx comp.; Bronchi/Plantago comp.; Larynx comp.	
Lathrodectus	Live spider of <i>Lathrodectus mactans</i> Koch			APC 3.3.1		ABMA-Vademecum Cor-Arsenicum album p.105
Lens cristallina	Lens cristallina from the calf (<i>Bos taurus</i> L.)			Ph.Eur.Hom. 2.1.1, 2.2.2	Cornea/Levisticum comp.; Corpus vitreum/Hornerz comp.; Iris bovis comp.; Lens cristallina/Viscum comp. cum Stanno	
Lens cristallina	Lens cristallina from the rabbit (<i>Oryctolagus cuniculus</i> L.)			Ph.Eur.Hom. 2.1.1	Cornea/Levisticum comp.; Iris bovis comp.; Lens cristallina/Viscum comp. cum Stanno	
Lien	Spleen from the calf (<i>Bos taurus</i> L.)			Ph.Eur. 2.1.1, 2.2.1	Glandulae suprarenales comp.; Lien comp.; Lien/Plumbum	
Lien	Spleen from the rabbit (<i>Oryctolagus cuniculus</i> L.)			Ph.Eur.Hom. 2.1.1	Glandulae suprarenales comp.; Lien comp.; Lien/Plumbum	
Ligamentum longitudinale anterius	Parts of the Ligamentum longitudinale anterius of thoracic and lumbar regions of the spine from the calf (<i>Bos taurus</i> L.)			Ph.Eur.Hom. 2.2.2		IVAA statement 2013
Ligamentum longitudinale posterius*	Ligamentum longitudinale dorsale from the calf (<i>Bos taurus</i> L.)			Ph.Eur.Hom. 2.2.2		Vademecum: Ligamentum longitudinale posterius
Ligamentum vocale	Parts of the vocal cords included the mucous membrane of the larynx from the calf (<i>Bos taurus</i> L.)			Ph.Eur.Hom. 2.2.2		Vademecum [mentioned under: Larynx comp.]
Lingua	Parts of the tongue muscles, mucous membrane and papillae from the calf (<i>Bos taurus</i> L.)			Ph.Eur.Hom. 2.2.3		IVAA statement 2013
Liquor cerebrospinalis	Cerebrospinal fluid from the calf (<i>Bos taurus</i> L.)			Ph.Eur.Hom. 2.2.1		IVAA statement 2013
Lobus frontalis*	Frontal lobe of cerebrum from the calf (<i>Bos taurus</i> L.)			Ph.Eur.Hom. 2.2.1		Glöckler
Lobus occipitalis*	Occipital lobe of cerebrum from the calf (<i>Bos taurus</i> L.)			Ph.Eur.Hom. 2.2.1		Glöckler
Lobus parietalis*	Parietal lobe of the cerebrum from the calf (<i>Bos taurus</i> L.)			Ph.Eur.Hom. 2.2.1		Glöckler
Lobus temporalis*	Temporal lobe from the calf (<i>Bos taurus</i> L.)			Ph.Eur.Hom. 2.2.1		Glöckler

Name of the substance	Definition	Reference to Standard	Name of the monograph	Preparation method	Reference for use in anthroposophic medicine	
					KC Monograph	Other
Mamma	Glandular tissue from bovine udder (Bos taurus L.)			Ph.Eur.Hom. 2.1.1, 2.2.3	Magnesit/Mamma comp.	
Mamma	Mammæ from the rabbit (Oryctolagus cuniculus L.)			Ph.Eur.Hom. 2.1.1	Magnesit/Mamma comp.	
Mamma (dextra)	Glandular tissue from right part of bovine udder (Bos taurus L.)			Ph.Eur.Hom. 2.2.3, APC 3.3.1		Vademecum: Mamma ABMA-Vademecum: Mamma-Argentum Sirimim p. 169
Mamma (sinistra)	Glandular tissue from left part of bovine udder (Bos taurus L.)			Ph.Eur.Hom. 2.2.3, APC 3.3.1		Vademecum: Mamma ABMA-Vademecum: Mamma-Argentum p. 169
Mandibula (feti)	Mandible from a bovine foetus between 3 and 9 months (Bos taurus L.)			Ph.Eur.Hom. 2.1.1, 2.2.2	Periodontium/Silicea comp.; Periodontium/Stannum comp.	
Mandibula (feti)	Mandible of the foetus from the pig (Sus scrofa domestica L.)			Ph.Eur.Hom. 2.1.1	Periodontium/Silicea comp.; Periodontium/Stannum comp.	
Marmot fat	see Marmottæ oleum					
Maxilla (feti)	Maxilla from a bovine foetus between 3 and 9 months (Bos taurus L.)			Ph.Eur.Hom. 2.1.1, 2.2.2	Periodontium/Silicea comp.; Periodontium/Stannum comp.	
Maxilla (feti)	Maxilla from a foetus of the pig (Sus scrofa domestica L.)			Ph.Eur.Hom. 2.1.1	Periodontium/Silicea comp.; Periodontium/Stannum comp.	
Medulla oblongata	Medulla oblongata from the rabbit (Oryctolagus cuniculus L.)			Ph.Eur.Hom. 2.1.1	Arnica/Epiphysis/Plumbum mellitum comp.; Arnica/Hypophysis/Plumbum mellitum comp.; Aurum/Epiphysis comp.; Aurum/Hypophysis comp.; Epiphysis comp.; Gnaphalium comp.; Hypophysis comp.	
Medulla oblongata*	Medulla oblongata from the calf (Bos taurus L.)			Ph.Eur.Hom. 2.2.1	Arnica/Epiphysis/Plumbum mellitum comp.; Arnica/Hypophysis/Plumbum mellitum comp.; Aurum/Epiphysis comp.; Aurum/Hypophysis comp.; Epiphysis comp.; Gnaphalium comp.; Hypophysis comp.	
Medulla ossium (rubra)	Red bone marrow from the epiphysis of tubular bones from the calf (Bos taurus L.)			Ph.Eur.Hom. 2.2.1	Medulla ossium	

Name of the substance	Definition	Reference to Standard	Name of the monograph	Preparation method	Reference for use in anthroposophic medicine	
					KC Monograph	Other
Medulla ossium (rubra)	Red bone marrow from the epiphysis of tubular bones from the rabbit (<i>Oryctolagus cuniculus</i> L.)			Ph.Eur.Hom. 2.1.1	Medulla ossium	
Medulla spinalis	spinal cord from the rabbit (<i>Oryctolagus cuniculus</i> L.)			Ph.Eur.Hom. 2.1.1	Medulla spinalis comp.	
Medulla spinalis tota*	Medulla spinalis of different sections from the calf (<i>Bos taurus</i> L.)			Ph.Eur.Hom. 2.1.1, 2.2.1	Medulla spinalis comp.	Vademecum: Medulla spinalis (tota)
Mel	Honey is produced by bees (<i>Apis mellifera</i> L.) from the nectar of plants or from secretions of living parts of plants which the bees collect, transform by combining with specific substances of their own, deposit, dehydrate, store and leave in the honey comb to ripen and mature.	Ph.Eur.	Mel	API, raw material for the production of several compositions (see app. 2.6).	Aesculus/Cera comp.; Aqua Maris comp.; Archangelica comp.; Avena/Conchae comp.; Bronchialpastillen; Ferrum/Acidum cholicum; Fragaria/Urtica; Fragaria/Urtica/Gentiana; Levisticum comp.; Lichenes comp.; Mel; Mercurialis/Mel; Solutio Sacchari comp.	
Membrana sinus frontalis	Mucosa of Sinus frontalis from the calf (<i>Bos taurus</i> L.)			Ph.Eur.Hom. 2.2.1	Cina comp.	Liste HAS (07.2021)
Membrana sinus maxillaris	Mucosa of Sinus maxillaris from the calf (<i>Bos taurus</i> L.)			Ph.Eur.Hom. 2.2.1		Glöckler
Membrana sinus paranasalis	Mucosa of sinus paranasales from the calf (<i>Bos taurus</i> L.)			Ph.Eur.Hom. 2.2.1	Hepar sulfuris comp.	Vademecum
Membrana synovialis	Inner layer of the joint capsule of different joints from the calf (<i>Bos taurus</i> L.)			Ph.Eur.Hom. 2.2.1		Vademecum [mentioned under: Salix/Rhus comp.]
Meniscus articularis	Meniscus articularis of the knee from calf (<i>Bos taurus</i> L.)			Ph.Eur.Hom. 2.2.2		Der Merkurstab: Sonderheft 1999
Meniscus genus	Meniscus of the knee from the calf (<i>Bos taurus</i> L.)			Ph.Eur.Hom. 2.1.1	Mandragora comp.; Mandragora/Meniscus Genus	
Mephitis putorius	Liquid secretion of anal glands from Mephitis mephitis Schreb.	HAB 34	Mephitis putorius	Ph.Eur.Hom. 3.1.1 (D2 with ethanol 90% acc. to HAB 34)	Drosera/Ipecacuanha comp.	
Mesencephalon*	Mesencephalon from the calf (<i>Bos taurus</i> L.)			Ph.Eur.Hom. 2.2.1		Vademecum [mentioned under: Regio substantiae nigrae]

Name of the substance	Definition	Reference to Standard	Name of the monograph	Preparation method	Reference for use in anthroposophic medicine	
					KC Monograph	Other
Mesenchym	Embryonal connective tissue and tissue parts of the adult animal (Bos taurus L.). Foetal tissues developed from mesenchyma with a high mesenchymal function: uterus of the adult animal; foetal slack connective tissue (e.g. from axilla), thymus, heart tissue (without valves), red bone marrow with reticular connective tissue and spongius bones, nucleus pulposus intervertebralis, mesenterium		Ph.Eur.Hom. 2.2.2		Borago/Renes comp.; Calcium carbonicum/Mesenchym comp.; Lien comp.; Mesenchym; Vespa crabro comp.	
Mesenchym	Embryonal connective tissue and tissue parts of the adult animal (Sus scrofa domestica L.). Foetal tissues developed from mesenchyma with a high mesenchymal function: uterus of the adult animal; foetal slack connective tissue (e.g. from axilla), thymus, heart tissue (without valves), red bone marrow with reticular connective tissue and spongius bones, nucleus pulposus intervertebralis, mesenterium		Ph.Eur.Hom. 2.1.1		Liste HAS (07.2021) Répertoire de méd. anthr.: T.R.E.	
Mucosa buccalis	Mucous membranes of the following internal parts of the calfs (Bos taurus L.) mouth: Arcus glossopalatinus, A. pharyngopalatinus, gingiva, lingua, palatum, uvula and tonsilla palatinae		APC 3.3.1		ABMA- Vademecum Cydonia-Silicea p.117	
Mucosa sinusalis	Sinusal mucosa from the rabbit (Oryctolagus cuniculus L.)		Ph.Eur.Hom. 2.1.1		Répertoire de méd. anthr.: Muqueuse sinusale	
Musculi	The following muscles of the ox (Bos taurus L., age 1,5-4 years): Musculus deltoideus, M. supraspinatus, M. infraspinatus, M. biceps brachii, M. triceps brachii, M. soleus and M. glutei		APC 3.3.1		ABMA- Vademecum: Musculi-Aurum p.178	
Musculi glutaei	Gluteal muscles from the calf (Bos taurus L.)		Ph.Eur.Hom. 2.2.3		IVAA statement 2013	
Musculus deltoideus-Komplex	Parts of the Musculus deltoideus-complex, Musculus supra spinam, Musculus infra spinam, Musculus deltoideus, Musculus biceps brachii and Musculus triceps brachii from the calf (Bos taurus L.)		Ph.Eur.Hom. 2.2.3		Der Merkurstab: Sonderheft 1999	
Musculus rectus abdominis	Musculus rectus abdominis from the calf (Bos taurus L.)		Ph.Eur.Hom. 2.2.3		Vademecum: Musculus rectus abdominis	

Name of the substance	Definition	Reference to Standard	Name of the monograph	Preparation method	Reference for use in anthroposophic medicine	
					KC Monograph	Other
Musculus soleus- Komplex	Parts of the Musculus soleus- Komplex, Musculus soleus, Musculus fibularis (peroneus) longus, Musculus gastrocnemius from the calf (Bos taurus L.)			Ph. Eur. Hom. 2.2.3		IVAA statement 2013
Mygale	Live spider (Several species of the Theraphrosidae family)			APC 3.3.1		ABMA- Vademecum Hepar- Plumbum p. 148
Mygale avicularis	see Aranea avicularis					
Myocardium	Myocardium from the calf (Bos taurus L.)			Ph. Eur. Hom. 2.2.3	Primula comp.	
Naja tripudians	Carefully dried poison from Naja naja L.	HAB	Naja naja	Monograph HAB	Naja comp.	Vademecum: Naja comp.
Nervi intercostales	Intercostal nerves from the calf (Bos taurus L.)			Ph. Eur. Hom. 2.2.1		Der Merkurstab: Sonderheft 1999
Nervus abducens*	Nervus abducens from the calf (Bos taurus L.)			Ph. Eur. Hom. 2.2.1		IVAA statement 2013
Nervus accessorius	Nervus accessorius from the calf (Bos taurus L.)			Ph. Eur. Hom. 2.2.1		IVAA statement 2013
Nervus facialis*	Nervus facialis from the calf (Bos taurus L.)			Ph. Eur. Hom. 2.2.1		Der Merkurstab: Sonderheft 1999
Nervus femoralis	Nervus femoralis from the calf (Bos taurus L.)			Ph. Eur. Hom. 2.2.1		IVAA statement 2013
Nervus glossopharyngeus	Nervus glossopharyngeus from the calf (Bos taurus L.)			Ph. Eur. Hom. 2.2.1		Glöckler
Nervus hypoglossus	Nervus hypoglossus from the calf (Bos taurus L.)			Ph. Eur. Hom. 2.2.1		IVAA statement 2013
Nervus ischiadicus	Nervus ischiadicus from the calf (Bos taurus L.)			Ph. Eur. Hom. 2.2.1	Articulatio talocruralis comp.; Nervus ischiadicus	
Nervus ischiadicus	Nervus ischiadicus from the rabbit (Oryctolagus cuniculus L.)			Ph. Eur. Hom. 2.1.1	Articulatio talocruralis comp.; Nervus ischiadicus	
Nervus laryngeus recurrens	Nervus laryngeus recurrens from the calf (Bos taurus L.)			Ph. Eur. Hom. 2.2.1	Apis/ Larynx comp.; Larynx comp.	
Nervus laryngeus superior	Nervus laryngeus superior from the calf (Bos taurus L.)			Ph. Eur. Hom. 2.2.1	Apis/ Larynx comp.; Larynx comp.	
Nervus medianus	Nervus medianus from the calf (Bos taurus L.)			Ph. Eur. Hom. 2.2.1		Der Merkurstab: Sonderheft 1999
Nervus oculomotorius	Parts of the Nervus oculomotorius from the pig (Sus scrofa domestica L.)			Ph. Eur. Hom. 2.2.1	Iris bovis comp.; Nervus opticus comp.	

Name of the substance	Definition	Reference to Standard	Name of the monograph	Preparation method	Reference for use in anthroposophic medicine	
					KC Monograph	Other
Nervus oculomotorius*	Nervus oculomotorius from the calf (Bos taurus L.)			Ph.Eur.Hom. 2.2.1	Iris bovis comp.; Nervus opticus comp.	
Nervus ophthalmicus	Nervus ophthalmicus from the calf (Bos taurus L.)			Ph.Eur.Hom. 2.1.1, 2.2.1	Iris bovis comp.	
Nervus ophthalmicus	Parts of the Nervus ophthalmicus from the pig (Sus scrofa domestica L.)			Ph.Eur.Hom. 2.2.1	Iris bovis comp.	
Nervus opticus	Nervus opticus from the rabbit (Oryctolagus cuniculus L.)			Ph.Eur.Hom. 2.1.1	Arnica/Hypophysis/Plumbum mellitum comp.; Aurum/Hypophysis comp.; Cornea/Levisticum comp.; Hypophysis comp.; Nervus opticus comp.	
Nervus opticus	Parts of Nervus opticus from the pig (Sus scrofa domestica L.)			Ph.Eur.Hom. (2371) 2.2.1	Arnica/Hypophysis/Plumbum mellitum comp.; Aurum/Hypophysis comp.; Cornea/Levisticum comp.; Hypophysis comp.; Nervus opticus comp.	
Nervus opticus*	Nervus opticus from the calf (Bos taurus L.)			Ph.Eur.Hom. 2.1.1, 2.2.1	Arnica/Hypophysis/Plumbum mellitum comp.; Aurum/Hypophysis comp.; Cornea/Levisticum comp.; Hypophysis comp.; Nervus opticus comp.	
Nervus parasympathicus	Nervus parasympathicus from the rabbit (Oryctolagus cuniculus L.)			APC 3.3.3 (glycerol macerate 1:1000 (as Ph.Eur.Hom. 2.1.1))		
Nervus peronaeus	Nervus peronaeus (fibularis) from the calf (Bos taurus L.)			Ph.Eur.Hom. 2.2.1	Der Merkurstab: Sonderheft 1999	
Nervus phrenicus	Nervus phrenicus from the calf (Bos taurus L.)			Ph.Eur.Hom. 2.2.1	Vademecum: Nervus phrenicus	
Nervus pudendus	Nervus pudendus from the calf (Bos taurus L.)			Ph.Eur.Hom. 2.2.1	IVAA statement 2013	
Nervus radialis	Nervus radialis from the calf (Bos taurus L.)			Ph.Eur.Hom. 2.2.1	IVAA statement 2013	
Nervus statoacusticus	Nervus statoacusticus from the rabbit (Oryctolagus cuniculus L.)			APC 3.3.3 (glycerol macerate 1:1000 (as Ph.Eur.Hom. 2.1.1))	Arnica/Epiphysis/Plumbum mellitum comp.; Aurum/Epiphysis comp.; Epiphysis comp.; Gnaphalium comp.	
Nervus statoacusticus*	Nervus statoacusticus from the calf (Bos taurus L.)			Ph.Eur.Hom. 2.2.1	Arnica/Epiphysis/Plumbum mellitum comp.; Aurum/Epiphysis comp.; Epiphysis comp.; Gnaphalium comp.	
Nervus tibialis	Nervus tibialis from the calf (Bos taurus L.)			Ph.Eur.Hom. 2.2.1	IVAA statement 2013	
Nervus trigeminus*	Nervus trigeminus from the calf (Bos taurus L.)			Ph.Eur.Hom. 2.2.1	Nervus trigeminus	Vademecum

Name of the substance	Definition	Reference to Standard	Name of the monograph	Preparation method	Reference for use in anthroposophic medicine	
					KC Monograph	Other
Nervus trochlearis*	Nervus trochlearis from the calf (Bos taurus L.)			Ph.Eur.Hom. 2.2.1		Der Merkurstab 2005; 58(4): 310-315
Nervus ulnaris	Nervus ulnaris from the calf (Bos taurus L.)			Ph.Eur.Hom. 2.2.1		IVAA statement 2013
Nervus vagus	Nervus vagus from the calf (Bos taurus L.)			Ph.Eur.Hom. 2.2.1	Apis/Larynx comp.; Larynx comp.	
Nervus vagus	Nervus vagus from the rabbit (Oryctolagus cuniculus L.)			Ph.Eur.Hom. 2.1.1	Apis/Larynx comp.; Larynx comp.	
Nodi lymphatici	Parts of lymph node tissue from different parts of the body from the calf (Bos taurus L.)			Ph.Eur.Hom. 2.2.1		Der Merkurstab; Sonderheft 1999
Nucleus ruber*	Brain substance from the nucleus ruber from the calf (Bos taurus L.)			Ph.Eur.Hom. 2.2.1		Der Merkurstab 2005; 58(4): 310-315
Oesophagus	Oesophagus from the pig (Sus scrofa domestica L.)			Ph.Eur.Hom. 2.2.3		IVAA statement 2013
Ossa	Cleaned and milled bones from birds, e.g. Phasianus colchicus L.			Raw material for the production of Cissus-Ossa (see app. 2.6)	Cissus-Ossa	Liste HAS (07.2021)
Ossicula auditus*	Auditory bones from the calf (Bos taurus L.)			Ph.Eur.Hom. 2.2.2		IVAA statement 2013
Ovaria	see Ovarium					
Ovarium	Ovary from the cow (Bos taurus L.)			Ph.Eur.Hom. 2.1.1, 2.2.1	Argentum/Ovaria ; Berberis/Uterus comp. ; Echinacea/Parametrium comp.; Magnesium sulfuricum/Ovaria comp.; Ovaria comp.; Ovarium; Ovarium comp.	
Ovarium	Ovary from the rabbit (Oryctolagus cuniculus L.)			Ph.Eur.Hom. 2.1.1	Ovarium; Ovarium comp.	
Pancreas	Pancreas from the calf (Bos taurus L.)			Ph.Eur.Hom. 2.1.1	Argentum/Pancreas ; Barium/Pancreas comp. ; Basilicum comp.; Calcium carbonicum/Mesenchym comp.; Cichorium/Pancreas comp.; Equisetum/Pancreas; Ferrum sidereum/Pancreas; Pancreas/Platinum chloratum comp.; Pankreas; Pankreas comp.	

Name of the substance	Definition	Reference to Standard	Name of the monograph	Preparation method	Reference for use in anthroposophic medicine	
					KC Monograph	Other
Pancreas	Pancreas from the rabbit (<i>Oryctolagus cuniculus</i> L.)			Ph.Eur.Hom. 2.1.1	Argentum/Pancreas; Barium/Pancreas comp.; Calcium carbonicum/Mesenchym comp.; Cichorium/Pancreas comp.; Equisetum/Pancreas; Ferrum sidereum/Pancreas; Platinum chloratum comp.; Pankreas; Pankreas comp.	
Pancreas	Pancreas from the pig (<i>Sus scrofa domestica</i> L.)			Ph.Eur.Hom. 2.2.1	Argentum/Pancreas; Barium/Pancreas comp.; Basilicum comp.; Calcium carbonicum/Mesenchym comp.; Cichorium/Pancreas comp.; Equisetum/Pancreas; Ferrum sidereum/Pancreas; Pankreas; Platinum chloratum comp.; Pankreas; Pankreas comp.	
Papillae duodeni	Papilla duodeni region of the small intestine from the pig (<i>Sus scrofa domestica</i> L.)			Ph.Eur.Hom. 2.2.1		IVAA statement 2013
Parametrium	Tissue from the broad ligament of the uterus from the cow (<i>Bos taurus</i> L.)			Ph.Eur.Hom. 2.2.2	Echinacea/Parametrium comp.	
Parametrium dextrum	Tissue from the right broad ligament of the uterus from the cow (<i>Bos taurus</i> L.)			Ph.Eur.Hom. 2.2.2		Der Merkurstab; Sonderheft 1999
Pars fetalis (placenta)	Allantochoion from the bovine foetus (<i>Bos taurus</i> L.)			Ph.Eur.Hom. 2.2.2	Prunus/Rosmarinus comp.	
Pars pallida*	Parts of the base of the brain from the calf (<i>Bos taurus</i> L.)			Ph.Eur.Hom. 2.2.1		IVAA statement 2013
Patella	Patella from the calf (<i>Bos taurus</i> L.)			Ph.Eur.Hom. 2.2.2		IVAA statement 2013
Penis	Penis from the bull (<i>Bos taurus</i> L.)			Ph.Eur.Hom. 2.2.3		IVAA statement 2013
Pericardium	Pericardium from the calf (<i>Bos taurus</i> L.)			Ph.Eur.Hom. 2.2.2		Vademecum
Periodontium	Parts of the alveolar and dentals regions from the calf (<i>Bos taurus</i> L.)			Ph.Eur.Hom. 2.1.1, 2.2.2	Periodontium/Silicea comp.; Periodontium/Stannum comp.	Vademecum
Periodontium	Parts of the alveolar and dental regions from the pig (<i>Sus scrofa domestica</i> L.)			Ph.Eur.Hom. 2.1.1	Periodontium/Silicea comp.; Periodontium/Stannum comp.	
Periosteum	Periosteum from the calf (<i>Bos taurus</i> L.)			Ph.Eur.Hom. 2.2.2	Allium cepa/Tendo comp.; Articulation talocruralis comp.	
Periosteum	Periosteum from the rabbit (<i>Oryctolagus cuniculus</i> L.)			Ph.Eur.Hom. 2.1.1	Allium cepa/Tendo comp.; Articulation talocruralis comp.	

Name of the substance	Definition	Reference to Standard	Name of the monograph	Preparation method	Reference for use in anthroposophic medicine	
					KC Monograph	Other
Peritoneum	Peritoneum from the calf (Bos taurus L.)			Ph.Eur.Hom. 2.2.2	Bryonia/Viscum comp.	
Peritoneum	Peritoneum from the rabbit (Oryctolagus cuniculus L.)			Ph.Eur.Hom. 2.1.1	Bryonia/Viscum comp.	
Pharynx	Parts from the Pharynx digestorium and Pharynx respiratorius from the calf (Bos taurus L.)			Ph.Eur.Hom. 2.2.2		Vademecum: Pharynx
Physeter catodon	see Ambra grisea					
Physeter macrocephalus	see Ambra grisea					
Pia mater encephali*	Pia mater encephali from the calf (Bos taurus L.)			Ph.Eur.Hom. 2.2.1		IVAA statement 2013
Placenta	Placentomas from the pregnant cow (Bos taurus L.)			Ph.Eur.Hom. 2.2.2	Berberis/Sepia comp.; Calendula/Tropaeolum comp.; Echinacea/Viscum comp.; Placenta/Tropaeolum	Glöckler
Pleura	Pleura parietalis from the calf (Bos taurus L.)			Ph.Eur.Hom. 2.2.1		Der Merkurstab: Sonderheft 1999
Plexus brachialis	Plexus brachialis from the calf (Bos taurus L.)			Ph.Eur.Hom. 2.2.1		Vademecum [mentioned under: Disci/Rhus toxicodendron comp.]
Plexus cardiacus	Plexus cardiacus from the calf (Bos taurus L.)			Ph.Eur.Hom. 2.2.1		Vademecum: Plexus cardiacus
Plexus coeliacus	Plexus coeliacus from the calf (Bos taurus L.)			Ph.Eur.Hom. 2.2.1		Vademecum: Plexus coeliacus
Plexus gastricus	Plexus gastricus from the calf (Bos taurus L.)			Ph.Eur.Hom. 2.2.1		Vademecum: Plexus gastricus
Plexus haemorrhoidalis	Venous network in the region of the rectum from the calf (Bos taurus L.)			Ph.Eur.Hom. 2.2.1		Vademecum: Plexus haemorrhoidalis
Plexus lumbalis	Plexus lumbalis from the calf (Bos taurus L.)			Ph.Eur.Hom. 2.2.1		IVAA statement 2013
Plexus pelvinus	Plexus pelvinus from the calf (Bos taurus L.)			Ph.Eur.Hom. 2.2.1		Der Merkurstab: Sonderheft 1999
Plexus pulmonalis (Nervus vagus)	Plexus pulmonalis from the calf (Bos taurus L.)			Ph.Eur.Hom. 2.2.1		Vademecum: Plexus pulmonalis (Nervus vagus)
Plexus rectalis	see Plexus haemorrhoidalis					IVAA statement 2013

Name of the substance	Definition	Reference to Standard	Name of the monograph	Preparation method	Reference for use in anthroposophic medicine	
					KC Monograph	Other
Plexus sacralis	Plexus sacralis from the calf (Bos taurus L.)			Ph.Eur.Hom. 2.2.1		Der Merkurstab: Sonderheft 1999
Pons*	Pons from the calf (Bos taurus L.)			Ph.Eur.Hom. 2.2.1		Der Merkurstab: Sonderheft 1999
Propolis	Propolis (Apis mellifera L.)	Ph.fr.	Propolis pph	Ph.Eur.Hom. 1.1.10 (ethanol 90%)		Der Merkurstab 2011; 64(4): 338
Prostata	Prostata from the bull (Bos taurus L.)			Ph.Eur.Hom. 2.2.1	Berberis/Prostata comp.	
Pudendum femininum	Labia vulvae, clitoris and glandula vestibularis major from the cow (Bos taurus L.)			Ph.Eur.Hom. 2.2.2	Prunus/Rosmarinus comp.	
Pulmo	Lung tissue from the calf (Bos taurus L.)			Ph.Eur.Hom. 2.1.1, 2.2.1	Calcium carbonicum/Mesenchym comp.; Ferrum/Pulmo; Mercurius/Pulmo; Organum quadruplex; Pulmo/Tartarus stibiatus A; Pulmo/Tartarus stibiatus B; Pulmo/Vivianit comp.	
Pulmo	Lung from the rabbit (Oryctolagus cuniculus L.)			Ph.Eur.Hom. 2.1.1	Calcium carbonicum/Mesenchym comp.; Ferrum/Pulmo; Mercurius/Pulmo; Organum quadruplex; Pulmo/Tartarus stibiatus A; Pulmo/Tartarus stibiatus B; Pulmo/Vivianit comp.	
Pulpa dentis	Pulpa dentis from the calf (Bos taurus L.)			Ph.Eur.Hom. 2.2.1	Vademecum: Pulpa dentis	
Pylorus	Pylorus from the pig (Sus scrofa domestica L.)			Ph.Eur.Hom. 2.2.3	Der Merkurstab: Sonderheft 1999	
Rectum	Rectum from the pig (Sus scrofa domestica L.)			Ph.Eur.Hom. 2.2.3	Der Merkurstab: Sonderheft 1999	
Regio substantiae nigrae*	Tissue from the substantia nigra from the calf (Bos taurus L.)			Ph.Eur.Hom. 2.2.1	Vademecum: Regio substantiae nigrae	
Renes	Kidney from the calf (Bos taurus L.)			Ph.Eur.Hom. 2.1.1, 2.2.1	Argentum nitricum/Renes ; Borago/Renes comp.; Calcium carbonicum/Mesenchym comp.; Cuprum aceticum comp.; Cuprum- Ren- Glandula suprarenalis; Cuprum/Renes; Equisetum/Renes comp.; Lien comp.; Nicotiana/Nux vomica comp.; Organum quadruplex; Ren	

Name of the substance	Definition	Reference to Standard	Name of the monograph	Preparation method	Reference for use in anthroposophic medicine	
					KC Monograph	Other
Renes	Kidney from the rabbit (<i>Oryctolagus cuniculus</i> L.)			Ph.Eur.Hom. 2.1.1	Argentum nitricum/Renes ; Borago/Renes comp. ; Calcium carbonicum/Mesenchym comp.; Cuprum aceticum comp.; Cuprum-Ren-Glandula suprarenalis; Cuprum/Renes; Equisetum/Renes comp.; Lien comp.; Nicotiana/Nux vomica comp.; Organum quadruplex; Ren	
Renes, regio pylorenalis	Parts of tissue from the pelvis renalis and medulla renalis from the calf (<i>Bos taurus</i> L.)			Ph.Eur.Hom. 2.2.1		IVAA statement 2013
Reticuloendothelial System	Parts from the thymus gland, lymph nodes, bone marrow, liver and spleen from the calf (<i>Bos taurus</i> L.)			Ph.Eur.Hom. 2.2.1		Vademecum [mentioned under: Levico comp.]
Retina (et Chorioidea)	Parts of the retina and the chorioidea from the rabbit (<i>Oryctolagus cuniculus</i> L.)			Ph.Eur.Hom. 2.1.1	Retina; Retina comp.; Retina/Secale comp.	
Retina et Chorioidea	Parts of the retina and the chorioidea from the pig (<i>Sus scrofa domestica</i> L.)			Ph.Eur.Hom. 2.1.1, 2.2.3	Arnica/Hypophysis/Plumbum mellitum comp.; Aurum/Hypophysis comp.; Chrysolith comp.; Galenit/Retina comp.; Hypophysis comp.; Lamina/Retina comp.; Nervus opticus comp.; Resina Laricis/Retina; Retina; Retina comp.; Retina/Secale comp.	
Retina et Chorioidea*	Parts of the retina and the chorioidea from the calf (<i>Bos taurus</i> L.)			Ph.Eur.Hom. 2.1.1, 2.2.3	Arnica/Hypophysis/Plumbum mellitum comp.; Aurum/Hypophysis comp.; Chrysolith comp.; Galenit/Retina comp.; Hypophysis comp.; Lamina/Retina comp.; Nervus opticus comp.; Resina Laricis/Retina; Retina; Retina comp.; Retina/Secale comp.	
Sclera*	Sclera from the calf (<i>Bos taurus</i> L.)			Ph.Eur.Hom. 2.2.2		IVAA statement 2013
Scolopendra	Living centipede of several species of Scolopendridae family			APC 3.3.1		ABMA-Vademecum Sinus facialis-Mercurius p. 238
Sepia officinalis	Dried ink bag from <i>Sepia officinalis</i> L.	Ph.fr.	Sepia officinalis pph	Ph.Eur.Hom. 1.1.11 (Ethanol 65% V/V); see also App. 2.7: <i>Sepia Gruneris</i>		Der Merkurstab 1997; 52(1): 51

Name of the substance	Definition	Reference to Standard	Name of the monograph	Preparation method	Reference for use in anthroposophic medicine	
					KC Monograph	Other
Sepia officinalis e volumine bursae rec.	Fresh secretion from ink gland from Sepia officinalis L.			Ph.Eur. Hom. 2.2.3	Aurum/Pulsatilla/Spongia comp.; Berberis/Sepia comp.; Melissa/Sepia comp.	Vademecum: Sepia Der Merkurstab 1997; 52(1): 51
Sinus cavernosus-Komplex*	Parts of the sinus cavernosus-Complex; sinus cavernosus, nervus opticus, nervus oculomotorius, nervus trochlearis, nervus trigeminus and nervus abducens from the calf (Bos taurus L.)			Ph.Eur. Hom. 2.2.1		IVAA statement 2013
Spongia tosta	Toasted Euspongia officinalis L.	HAB; Ph.fr.	Euspongia officinalis HAB; Spongia tosta pph Ph.fr.	Ph.Eur. Hom. 1.1.9, (ethanol 70%), 1.1.1.11 (ethanol 65%), 4.1.1 (and then 3.2.2)	Aurum/Pulsatilla/Spongia comp.; Bryonia/Spongia comp.; Colchicum comp.; Colchicum/Spongia comp.; Spongia; Spongia comp.	Vademecum: Spongia
Stomachus	Stomach from the rabbit (Oryctolagus cuniculus L.)			Ph.Eur. Hom. 2.1.1	Cichorium comp.	
Stomachus	see Ventriculus from the pig					
Sympathicus	see Truncus sympathicus					
Tendo	Tendo from the calf (Bos taurus L.)			Ph.Eur. Hom. 2.2.2	Allium cepa/Tendo comp.; Articulatio talocruralis comp.	
Tendo	Tendo from the rabbit (Oryctolagus cuniculus L.)			Ph.Eur. Hom. 2.1.1		
Testa ovi	Shell of hen&aposs eggs (Gallus gallus domesticus L.)			Ph.Eur. Hom. 4.1.1	Aurum/Pulsatilla/Spongia comp.; Spongia comp.	
Testes	Testes from the bull (Bos taurus L.)			Ph.Eur. Hom. 2.2.1	Argentum/Testes; Testes comp.	
Textus connectivus	Subcutaneous and intermuscular connective tissue, fascia, ligaments, tendons, as well as mesenterium from the calf (Bos taurus L.)			Ph.Eur. Hom. 2.2.2	Borago/Renes comp.	
Thalamus*	Thalamus from the calf (Bos taurus L.)			Ph.Eur. Hom. 2.2.1	Arnica/Hypophysis/Plumbum mellitum comp.; Aurum/Hypophysis comp.; Hypophysis comp.	
Thrombocytes	Thrombocytes from the blood of the horse (Equus przewalskii f. caballus POLLAKOV)			Ph.Eur. Hom. 2.2.4		Vademecum: Thrombocyten
Thymus (Glandula)	Thymus from the calf (Bos taurus L.)			Ph.Eur. Hom. 2.1.1, 2.2.1	Glandula Thymus	
Thymus (Glandula)	Thymus from the rabbit (Oryctolagus cuniculus L.)			Ph.Eur. Hom. 2.1.1	Glandula Thymus	

Name of the substance	Definition	Reference to Standard	Name of the monograph	Preparation method	Reference for use in anthroposophic medicine	
					KC Monograph	Other
Tonsilla pharyngea	Tonsilla pharyngea from the calf (Bos taurus L.)			Ph.Eur.Hom. 2.2.1		IVAA statement 2013
Tonsillae palatinae	Tonsilla palatinae from the calf (Bos taurus L.)			Ph.Eur.Hom. 2.2.1	Calendula/Echinacea comp.	
Trabeculum*	Trabeculum from the calf (Bos taurus L.)			Raw material for the production of Trabeculum comp. (see app. 2.6)	Trabeculum comp.	Liste HAS (07.2021)
Trachea	Trachea from the calf (Bos taurus L.)			Ph.Eur.Hom. 2.2.2		IVAA statement 2013
Tractus digestivus	Equal parts of the complete digestive system from the calf (Bos taurus L.)			APC 3.3.1		ABMA-Vademecum: Tractus digestivus-Cuprum p. 257
Trigonum vesicae et Musculus sphincter	Tissue of the vesica from the region of the trigonum vesicae and muscular tissue from the sphincter of the vesica from the calf (Bos taurus L.)			Ph.Eur.Hom. 2.2.3		Der Merkurstab: Sonderheft 1999
Truncus cerebri	Brain stem from the rabbit (Oryctolagus cuniculus L.)			Ph.Eur.Hom. 2.1.1	Apis regina comp.; Hirnstamm/Triticum	
Truncus cerebri*	Parts from Hypothalamus, Thalamus, Corpora quadrigemina, Pons, Medulla oblongata and Cerebellum from the calf (Bos taurus L.)			Ph.Eur.Hom. 2.1.1, 2.2.1	Apis regina comp.; Hirnstamm/Triticum	
Truncus coeliacus	Arteria coeliaca (truncus coeliacus) from the calf (Bos taurus L.)			Ph.Eur.Hom. 2.2.3		IVAA statement 2013
Truncus sympathicus	Truncus sympathicus from the calf (Bos taurus L.)			Ph.Eur.Hom. 2.1.1, 2.2.1		Vademecum: Sympathicus
Truncus sympathicus	Truncus sympathicus from the rabbit (Oryctolagus cuniculus L.)			APC 3.3.3 (glycerol macerate 1:1000 (as Ph.Eur.Hom. 2.1.1))		Vademecum: Sympathicus
Tuba auditiva *	Tuba auditiva from the calf (Bos taurus L.)			Ph.Eur.Hom. 2.2.2		Vademecum: Tuba auditiva
Tuba uterina	Tuba uterina from the cow (Bos taurus L.)			Ph.Eur.Hom. 2.1.1, 2.2.2	Echinacea/Parametrium comp.	
Tuba uterina	Tuba uterina from the (female) rabbit (Oryctolagus cuniculus L.)			Ph.Eur.Hom. 2.1.1	Echinacea/Parametrium comp.	
Tunica mucosa intestini tenuis	Mucosa from the different regions of the small intestine from the pig (Sus scrofa domestica L.)			Ph.Eur.Hom. 2.2.1		IVAA statement 2013

Name of the substance	Definition	Reference to Standard	Name of the monograph	Preparation method	Reference for use in anthroposophic medicine	
					KC Monograph	Other
Tunica mucosa nasi	Tunica mucosa nasi from the calf (Bos taurus L.)			Ph.Eur.Hom. 2.2.1	Bronchi/Plantago comp.	Vademecum
Tunica mucosa recti	Tunica mucosa recti from the pig (Sus scrofa domestica L.)			Ph.Eur.Hom. 2.2.1		IVAA statement 2013
Tunica mucosa ventriculi	Mucosa from the different regions of the stomach from the pig (Sus scrofa domestica L.)			Ph.Eur.Hom. 2.2.1		Vademecum
Ureter	Ureter from the calf (Bos taurus L.)			Ph.Eur.Hom. 2.2.3		IVAA statement 2013
Urethra feminina	Urethra from the female calf (Bos taurus L.)			Ph.Eur.Hom. 2.2.3		Der Merkurstab: Sonderheft 1999
Urethra masculina	Urethra from the male calf (Bos taurus L.)			Ph.Eur.Hom. 2.2.3		Der Merkurstab: Sonderheft 1999
Uterus	Uterus from the cow (Bos taurus L.)			Ph.Eur.Hom. 2.2.3	Berberis/Uterus comp. ; Bryophyllum comp.	
Uterus	Uterus from the (female) rabbit (Oryctolagus cuniculus L.)			Ph.Eur.Hom. 2.1.1	Berberis/Uterus comp. ; Bryophyllum comp.	
Uvea*	Uvea from the calf (Bos taurus L.)			Raw material for the production of Uvea comp. (see app. 2.6)		Liste HAS (07.2021: Uvea comp.)
Vagina	Vagina from the cow (Bos taurus L.)			Ph.Eur.Hom. 2.2.3		IVAA statement 2013
Vaginae synoviales tendinum	Tendon sheaths from the calf (Bos taurus L.)			Ph.Eur.Hom. 2.1.1, 2.2.3	Allium cepa/Tendo comp.	Vademecum
Vaginae synovialis tendinum	Tendon sheaths from the pig (Sus scrofa domestica L.)			Ph.Eur.Hom. 2.1.1	Allium cepa/Tendo comp.	
Valva trunci pulmonalis	Valva trunci pulmonalis from the calf (Bos taurus L.)			Ph.Eur.Hom. 2.2.3		IVAA statement 2013
Valvula aortae	Valva aortae from the calf (Bos taurus L.)			Ph.Eur.Hom. 2.2.3		Vademecum
Valvula mitralis	Valva mitralis from the calf (Bos taurus L.)			Ph.Eur.Hom. 2.2.3		IVAA statement 2013
Valvula tricuspidalis	Valva tricuspidalis from the calf (Bos taurus L.)			Ph.Eur.Hom. 2.2.3		Der Merkurstab: Sonderheft 1999
Vena cava	Parts of the Vena cava cranialis and Vena cava caudalis from the calf (Bos taurus L.)			Ph.Eur.Hom. 2.1.1, 2.2.3		IVAA statement 2013
Vena cava	Parts of the vena cava from the rabbit (Oryctolagus cuniculus L.)			Ph.Eur.Hom. 2.1.1		

Name of the substance	Definition	Reference to Standard	Name of the monograph	Preparation method	Reference for use in anthroposophic medicine	
					KC Monograph	Other
Vena femoralis	Vena femoralis from the calf (Bos taurus L.)			Ph.Eur.Hom. 2.2.3		Der Merkurstab: Sonderheft 1999
Vena portae	Vena portae from the calf (Bos taurus L.)			Ph.Eur.Hom. 2.2.3		IVAA statement 2013
Vena saphena magna	Vena saphena magna from the calf (Bos taurus L.)			Ph.Eur.Hom. 2.2.3		Vademecum: Vena saphena magna
Ventriculus	Ventriculus from the pig (Sus scrofa domestica L.)			Ph.Eur.Hom. 2.1.1, 2.2.3		Vademecum: Ventriculus
Vertebra cervicalis*	Vertebra cervicalis from the calf (Bos taurus L.)			Ph.Eur.Hom. 2.2.3		IVAA statement 2013
Vertebra coccygea	Vertebra coccygea from the calf (Bos taurus L.)			Ph.Eur.Hom. 2.2.3		IVAA statement 2013
Vertebra lumbalis*	Vertebra lumbalis from the calf (Bos taurus L.)			Ph.Eur.Hom. 2.2.3		IVAA statement 2013
Vesica fellea	Vesica fellea from the calf (Bos taurus L.)			Ph.Eur.Hom. 2.2.3	Ferrum/Vesica fellea	
Vesica urinaria	Vesica urinaria from the calf (Bos taurus L.)			Ph.Eur.Hom. 2.2.3	Cantharis comp.	Vademecum
Vesica urinaria	Vesica urinaria from the rabbit (Oryctolagus cuniculus L.)			Ph.Eur.Hom. 2.1.1	Cantharis comp.	
Vespa crabro	Live hornets (Vespa crabro L.)	HAB	Vespa crabro	Monograph, Dilutions acc. to Ph.Eur.Hom. 1.1.9; Ph.Eur.Hom. 1.1.11 (ethanol 65%), 2.1.1, 2.2.3	Argentum comp.; Arnica, Planta tota/ Vespa Crabro; Colchicum comp.; Magnesium sulfuricum/Ovaria comp.; Vespa crabro; Vespa crabro comp.	Vademecum: Vespa crabro
Vespa vulgaris	Live worker wasps (Vespula germanica Fabricius, Vespula vulgaris L. and/or Dolichovespula saxonica Fabricius)			Ph.Eur.Hom. 1.1.11 (ethanol 65%), 2.1.1	Flores Triticici comp.	Liste HAS (07.2021)
Vipera berus	Freeze dried venom of Vipera berus L.			acc. to HAB monograph Lachesis	Naja comp.	

APPENDIX 2.4

Starting materials that can be described chemically

Explanations

Name of the substance:	Most widely accepted name of the substance used traditionally, if available name of the monograph (HAB/Ph.fr.: first name of the monograph, Ph.Eur.: latin name of the monograph)
Reference to Standard:	A main reference and a reference in brackets [e.g. Ph.Eur. (HAB)]: The monograph in the Ph.Eur. is the standard, but the remnant monograph in the HAB contains supplementary details, e.g. preparation methods (other than Ph.Eur.).
Preparation method:	Methods for processing the substance and for other uses. The ethanol content is always given as %(V/V) unless stated otherwise.

Additional Information, see p. 16

Name of the substance	Definition	Reference to Standard	Name of the monograph	Preparation method	Reference for use in anthroposophic medicine	
					KC Monograph	Other
Acidum arsenicosum	see Arsenii trioxidum aph					
Acidum citricum	Citric acid	Ph.Eur.	Acidum citricum	excipient		
Acidum citricum monohydricum	Citric acid monohydrate	Ph.Eur.	Acidum citricum monohydricum	as raw material for the preparation for citrates of Fe and Ba		Berberis/Silicea comp.
Acidum Formicae	see Appendix 2.3					
Acidum hexachloroplatinicum	Hexachloroplatinic acid, containing minimum 37.0 and maximum 41.0% of Pt (Ar 195.1)	HAB	Acidum hexachloroplatinicum	Ph.Eur.Hom. 3.1.2, 4.1.1, 4.1.2		Pancreas/Platinum chloratum comp.
Acidum hydrochloricum	Acidum hydrochloridum dilutum (10%)	Ph.Eur.	Acidum hydrochloridum dilutum; Acidum hydrochloricum HAB	see monograph HAB (D2 with water, D3 with ethanol 50%); excipient		Acidum hydrochloricum comp.
Acidum lacticum	Acidum lacticum	Ph.Eur.	Acidum lacticum	API		Majorana/Thuja comp.
Acidum nitricum	Acidum nitricum	(HAB); Ph.Eur.	Acidum nitricum	Starting material for preparation of Mixture Stanni comp. (see app. 2.6) Ph.Eur.Hom. 3.1.1 (see monograph HAB), 3.1.2		Mixtura Stanni comp.
Acidum phosphoricum	Acidum phosphoricum dilutum (10%)	Ph.Eur.	Acidum phosphoricum dilutum	Ph.Eur.Hom. 3.1.1 (ethanol 50%), 3.1.2		Acidum phosphoricum; Apis regina/Aurum comp.
Acidum phosphoricum concentratum	Acidum phosphoricum concentratum	Ph.Eur.	Acidum phosphoricum concentratum	Ph.Eur.Hom. 3.1.1, 3.1.2		Apis regina/Aurum comp.
Acidum silicicum	Precipitated silicon dioxide	DAB	Siliciumdioxid, gefälltes	Ph.Eur.Hom. 4.1.1, 4.1.2, API, raw material for production		
Acidum sulfuricum	95-100.5% H ₂ SO ₄	(HAB); Ph.Eur.	Acidum sulfuricum	Ph.Eur.Hom. 3.1.1 (see monograph HAB), raw material for the production of starting materials		
Acidum tartaricum	Tartaric acid of natural origin, obtained by extraction of lees during wine making	Ph.Eur.	Acidum tartaricum	raw material for the preparation of Solutio Ferri comp. (app. 2.6)		Glandula suprarenalis/Solutio Ferri comp.

Name of the substance	Definition	Reference to Standard	Name of the monograph	Preparation method	Reference for use in anthroposophic medicine	
					KC Monograph	Other
Aesculinum	Aesculin	DAB; HAB	Aesculin (DAB); Aesculinum (HAB)	Liquid dilution see Aesculinum HAB (Ph.Eur.Hom. 3.1.1 (ethanol 90%), Ph.Eur.Hom. 4.1.1, 4.1.2, API	Echinacea/Prunus comp.	
Aethiops antimonialis						
Aethiops antimonialis						
Alumen	see Hydrargyrum stibiato-sulfuratum Alumen with 99.0-100.5% AlK(SO ₄) ₂ 12 H ₂ O	(HAB); Ph.Eur.	Alumen; Aluminium- kalium-sulfuricum HAB	Ph.Eur.Hom. 3.1.1 (D1 with water) (see monograph HAB); Starting material for preparation of Mixtura Stanni comp. (see app. 2.6) 4.1.1	Alumen/Helleborus comp.; Mixtura Stanni comp.	
Alumen chromicum	Potassium chromium(III) sulfate dodecahydrate			Ph.Eur.Hom. 4.1.1, 4.1.2		Vademecum: Alumen chromicum
Aluminium-kalium- sulfuricum	see Alumen					
Ammoniae solutio concentrata	25-30% NH ₃	Ph.Eur.	Ammoniae solutio concentrata	raw material for the production of starting materials		
Ammonium carbonicum	Mixture of ammonium hydrogen carbonate and ammonium carbamate of varying proportions	Ph.Eur.	Ammonium carbonicum aph	Ph.Eur.Hom. 3.1.1 (ethanol 18%)	Echinacea comp.	
Antimonium tartaricum	see Kalium stibyltartaricum					
Argenti carbonas	Silver carbonate, 99-100.5% Ag ₂ CO ₃			see Appendix 2.6, e.g. Viscum Mali cum Argento	Viscum album c.Arg	
Argenti nitras	Silver nitrate, 99.0-100.5% AgNO ₃	(HAB); Ph.Eur.	Argenti nitras; Argentum nitricum HAB	Ph.Eur.Hom. 3.1.1 (water) see Argentum nitricum HAB; raw material for preparation of Argentum-Corpus vitreum (see app. 2.6) and an excipient (preservative)	Antimonit/Rosae aetheroleum comp.; Archangelica/Pyrit comp.; Argentum nitricum; Argentum nitricum comp.; Argentum nitricum/Renes; Calendula/ Echinacea comp.; Ceratum Ratanhae comp.; Myristica sebifera comp.; Periodontium/Silicea comp.; Phytolacca comp.; Ratanhia comp.; Robinia comp.; Salvia comp.; Silicea comp.	

Name of the substance	Definition	Reference to Standard	Name of the monograph	Preparation method	Reference for use in anthroposophic medicine	
					KC Monograph	Other
Argentum colloidal	Colloidal silver: a silver preparation with a protective colloid coating of soluble protein	HAB	Argentum colloidal	see monograph HAB	Argentum/Urtica comp.; Majorana/Thuja comp.	
Argentum metallicum	99.0-100.5% Ag	HAB; Ph.fr.	Argentum metallicum HAB; Argentum metallicum aph Ph.fr.	Ph.Eur.Hom. 4.1.1, 4.1.2, Ph.fr. (see monograph)	Agaricus comp./Phosphorus; Argentum comp.; Argentum metallicum; Argentum-Corpus vitreum; Argentum/Berberis comp.; Argentum/Echinacea; Argentum/Hyoscyamus; Argentum/Ovaria; Argentum/Pancreas; Argentum/Quarz; Argentum/Quercus comp.; Argentum/Rohrzucker; Argentum/Secale; Argentum/Stibium; Argentum/Testes; Betula/Arnica comp.; Bryophyllum comp.; Cartilago/Mandragora comp.; Chamomilla comp.; Conchae comp.; Conjunctiva comp.; Disci comp. cum Argento; Disci/Rhus toxicodendron comp.; Disci/Viscum comp. cum Argento; Echinacea/Mercurius comp.; Echinacea/Prunus comp.; Echinacea/Viscum comp.; Endometrium comp.; Ovaria comp.; Rosmarinus comp.; Testes comp.; Thuja comp.	
Arsenicum album	Arsenii trioxidum	(HAB); Ph.Eur.	Arsenicum album aph; Acidum arsenicosum HAB	Ph.Eur.Hom. 4.1.1, 4.1.2, solution acc. to monograph HAB	Arsenicum album; Bolus alba comp.; Bryonia/Gelsemium comp.; Colchicum comp.	
Aurum chloratum	Hydrogen tetrachloroaurate(III) trihydrate	HAB	Aurum chloratum	Ph.Eur.Hom. 3.1.1, 3.1.2	Apis regina/Aurum comp.	
Aurum chloratum natronatum	see Natrium tetrachloroauratum					

Name of the substance	Definition	Reference to Standard	Name of the monograph	Preparation method	Reference for use in anthroposophic medicine	
					KC Monograph	Other
Aurum metallicum	Powdered gold	HAB; Ph.fr.	Aurum metallicum HAB; Aurum metallicum aph Ph.fr.	Ph.Eur.Hom. 4.1.1, 4.1.2	Arnica, Planta tota/Aurum ; Aurum comp. ; Aurum metallicum; Aurum/Belladonna comp.; Aurum/Cor; Aurum/Grataegus; Aurum/Epiphysis comp.; Aurum/Equisetum ; Aurum/Ferrum sidereum ; Aurum/Hyoscyamus comp.; Aurum/Hypophysis comp. ; Aurum/Lavandulae aetheroleum/Rosa ; Aurum/Onopordon comp. ; Aurum/Parathyreoides ; Aurum/Plumbum mellitum comp.; Aurum/Prunus ; Aurum/Pulsatilla/Spongia comp.; Aurum/Stibium; Aurum/Strophanthus kombe ; Aurum/Valeriana comp.; Berberis/Sepia comp.; Cartilago comp.; Crataegus comp. ; Disci comp. cum Auro; Kalium phosphoricum comp.; Medulla spinalis comp.; Pankreas comp.; Sarothamnus comp.; Stannum comp.; Strophanthus comp.	
Aurum metallicum foliatum				Raw material for the preparation of Myrrha comp. (see app. 2.6)		
Aurum muriaticum natronatum	see Natrium tetrachlorauratum					
Aurum naturale	see Appendix 2.1					
Aurum sulfuratum	Mixture of gold(I)- and gold(III) sulfide			Ph.Eur.Hom. 4.1.1 (then 3.1.1 or 3.1.2), 4.1.2		
Barium citricum	Barium citrate with different amounts of crystal water: Ba ₃ (C ₆ H ₅ O ₇) ₂ * n H ₂ O (n = 5-7)			Ph.Eur.Hom. 4.1.1, 4.1.2	Barium citricum; Barium comp. ; Barium/Pancreas comp. ; Vespa crabro comp.	
Barium iodatum	Barium iodide monohydrate	HAB	Barium iodatum	Ph.Eur.Hom. 3.1.1 (ethanol 50%), 4.1.1, 4.1.2	Barium iodatum ; Echinacea comp.	
Bismuthum pph	see Bismutum subnitricum					
Bismutum metallicum	Metallic bismuth with 99.0-101.0% Bi	HAB	Bismutum metallicum	Ph.Eur.Hom. 4.1.1, 4.1.2	Bismutum/Stibium; Pulvis stomachicus cum Bismuto praeparato	

Name of the substance	Definition	Reference to Standard	Name of the monograph	Preparation method	Reference for use in anthroposophic medicine	
					KC Monograph	Other
Bismutum subnitricum	Bismuth subnitrate, heavy, with 71.0-74.0% Bi	Ph.Eur.	Bismuthi subnitras ponderosus	Ph.Eur.Hom. 4.1.1, 4.1.2, API	Argentum/Quercus comp.; Carbo Sanguinis comp.; Pulvis Stomachicus cum Belladonna	
Borax	Disodium tetraborate decahydrate	(HAB); Ph.Eur.	Borax; Natrium tetraboracicum HAB	Ph.Eur.Hom. 3.1.1 (ethanol 18%, see monograph HAB), 4.1.1, 4.1.2, excipient		
Calcarea formica	Calcium formate, obtained from Conchae and formic acid (Acidum formicum), distilled from Formica tinctures (Formica rufa L.)			Ph.Eur.Hom. 4.1.1, 4.1.2	Vitis comp.	
Calcarea phosphorica	Mixture of calcium phosphates	Ph.Eur.	Tricalcii phosphas; Calcarea phosphorica pph Ph.fr	Ph.Eur.Hom. 4.1.1, 4.1.2		Répertoire de méd. anthr.: Calcarea phosphorica
Calcii hydrogenophosphas dihydricus	Calcium hydrogen phosphate dihydrate	(HAB); Ph.Eur.	Calcii hydrogenophosphas dihydricus	Ph.Eur.Hom. 4.1.1, 4.1.2		
Calcii hydroxidum	Calcium hydroxide	Ph.Eur.	Calcii hydroxidum	Ph.Eur.Hom. 4.1.1, 4.1.2; raw material for the preparation of Causticum Hahnemannii		
Calcii lactas	Calcium bis(2-hydroxypropanoate) or mixture of the calcium (2R)-, (2S)- and (2RS)-2-hydroxypropanoates	Ph.Eur.	Calcii lactas	API	Argentum/Quercus comp.	
Calcii oxidum	Freshly burnt lime or marble			raw material for the preparation of Calcium silicicum comp. (see app. 2.6)		
Calcium stibiato-sulfuratum	A mixture, prepared by melting stibium sulfuratum nigrum, sulfur and conchae together	HAB	Calcium stibiato-sulfuratum	Ph.Eur.Hom. 4.1.1, 4.1.2		
Camphora	D-Camphor	Ph.Eur.	D-Camphora	Ph.Eur.Hom. 3.1.1 (ethanol 70%), 3.1.2, HAB 12i, API	Aconitum/Camphora comp.; Aesculus/Cera comp.; Aurum/Valeriana comp.; Berberis/Juniperus comp.; Camphora; Camphora/Hypericum; Oleum camphoratum comp.; Oleum Petrae comp.; Oleum rhinale; Plantago comp.; Sal Maris comp.; Sarothamnus comp.; Skorodit comp.	

Name of the substance	Definition	Reference to Standard	Name of the monograph	Preparation method	Reference for use in anthroposophic medicine	
					KC Monograph	Other
Causticum Hahnemannii	A substance, prepared according to the monograph Causticum Hahnemannii HAB	HAB	Causticum Hahnemannii	Ph.Eur.Hom. 3.1.1 (see mon. HAB)		
Cerussa	see Plumbum carbonicum					
Chlorophyllum	The green plant pigment (green of leaves).			API	Argentum/Quercus comp.	
Cinnabaris	see Hydrargyrum sulfuratum rubrum or Cinnabar in Appendix 2.1					
Cobaltum metallicum	Metallic cobalt, containing 98.5-100.5% Co	HAB	Cobaltum metallicum	Ph.Eur.Hom. 4.1.1, 4.1.2	Cobaltum metallicum	
Copper tetrammine sulfate monohydrate	Prepared from copper(II) sulfate pentahydrate and concentrated ammonia solution.			Raw material for the preparation of Cuprum-Ren-Glandula	Cuprum-Ren-Glandula suprarenalis	
				suprarenaes (see app. 2.6)		
Creosotum	see Kreosotum					
Cupri acetas monohydricus aph	Copper(II) acetate monohydrate	Ph.Eur.	Cuprum aceticum aph; Cuprum aceticum HAB	Ph.Eur.Hom. 3.1.1 (solution according to monograph HAB, ethanol 50%), 3.1.2, 4.1.1	Borago/Renes comp.; Cuprum aceticum; Cuprum aceticum comp.; Cuprum aceticum/Zincum valerianicum; Echinacea/Viscum comp.	
Cupri sulfas pentahydricus	Copper(II) sulfate pentahydrate	Ph.Eur.	Cupri sulfas pentahydricus; Cuprum sulfuricum HAB	Ph.Eur.Hom. 3.1.1 (D1 with water, see monograph HAB), 4.1.1, 4.1.2	Cina comp.; Cinis Capsellae comp.; Cuprum sulfuricum; Cuprum sulfuricum comp.; Cuprum sulfuricum/Eucalyptus; Tabeculum comp.; Veratrum comp.	
Cupro-Stibium	Alloy of 1 part of copper and 1 part of antimony			Ph.Eur.Hom. 4.1.1, 4.1.2		
Cuprum citricum	Copper(II) citrate 2,5 hydrate			Ph.Eur.Hom. 4.1.1, 4.1.2	Cuprum citricum	
Cuprum metallicum aph	98.0-102.0% Cu	(HAB); Ph.Eur.	Cuprum aph Cuprum metallicum HAB	Ph.Eur.Hom. 4.1.1, 4.1.2	Arnica comp./Cuprum; Cuprum metallicum; Cuprum/Glandula suprarenalis dextra; Cuprum/Glandula suprarenalis sinistra; Cuprum/Nicotiana; Cuprum/Quarz comp.; Cuprum/Renes; Cuprum/Stibium; Eucalypti aetheroleum comp.; Mixtura Stanni comp.	
Cuprum oxydulatum rubrum	Copper(I) oxide			API	Cuprum oxydulatum rubrum; Cuprum/Nicotiana	

Name of the substance	Definition	Reference to Standard	Name of the monograph	Preparation method	Reference for use in anthroposophic medicine	
					KC Monograph	Other
Dinatrii phosphas dodecahydricus	Disodium phosphate dodecahydrate	(HAB); Ph.Eur.	Dinatrii phosphas dodecahydricus; Natrium phosphoricum HAB	Ph.Eur.Hom. 3.1.1 (ethanol 18%), 3.1.2, 4.1.1, 4.1.2	Robinia comp.	
Ferrosi sulfas desiccatus	Dried ferrous sulfate with limit values for Mn (0.5 %) and Zn (150 ppm) different from those for Ferrous sulfate, dried Ph.Eur.			Ph.Eur.Hom. 4.1.1, 4.1.2, starting material for the preparation of Ferrum/Quarz (see app. 2.6), API	Ferrum/Quarz; Kalium phosphoricum comp.; Ovarium comp.	
Ferrosi sulfas heptahydricus	Ferrous sulfate heptahydrate with limit values for Mn (0.5 %) and Zn (150 ppm) different from those for Ferrous sulfate heptahydrate Ph.Eur.			API for the preparation of Ferrum-Quarz (app. 2.6)	Cinis Capsellae comp.; Ferrum/Quarz	
Ferrum aph	Iron fhp (obtained by reduction or sublimation)	(HAB); Ph.Eur.	Ferrum aph; Ferrum metallicum HAB	Ph.Eur.Hom. 4.1.1; 4.1.2, starting material for preparation of Ferrum pomatum (see app. 2.6)	Chelidonium/Oxalis comp.; Ferrum metallicum; Ferrum praeparatum comp.; Ferrum/Anisum; Ferrum/Pulmo; Ferrum/Sulfur comp.; Ferrum/Thyreoides; Ferrum/Vesica fellea	Der Merkurslab 2014; 67(4)270-282
Ferrum citricum	Iron(III) citrate, containing not less than 18.0 and not more than 20.0 % of Fe (Ar 55.85)			Ph.Eur.Hom. 3.1.1 (ethanol 18%)		
Ferrum hydroxydatum	see Appendix 2.6 (Ferrum hydroxydatum)					
Ferrum metallicum reductum	Iron obtained by reduction of the mineral siderite	(HAB)	Ferrum metallicum	Ph.Eur.Hom. 4.1.1, 4.1.2; raw material for the preparation of Ferrum hydroxydatum (app. 2.6)		
Ferrum phosphoricum	Hydrated iron(III) phosphate, containing 34.0-37.0% Fe (Ar 55.85)	HAB; Ph.fr.	Ferrum phosphoricum HAB; Ferri phosphas aph Ph.fr.	Ph.Eur.Hom. 4.1.1, 4.1.2	Ferrum phosphoricum; Ferrum phosphoricum comp.	
Ferrum sesquichloratum	Aqueous solution of iron(III) chloride hexahydrate with 9.8-10.3% Fe	HAB	Ferrum sesquichloratum solutum	Ph.Eur.Hom. 3.1.1 (D1 and D2 acc. to mon HAB!)	Ferrum praeparatum comp.	
Ferrum ustum	Complex Iron(II,III) oxide - obtained by glowing and forging metallic iron - containing not less than 71.0 and not more than 75.0 % of Fe (Ar 55.85)			Ph.Eur.Hom. 4.1.1, 4.1.2	Conchae/Ferrum ustum comp.; Ferrum silicicum comp.; Ferrum ustum comp.	

Name of the substance	Definition	Reference to Standard	Name of the monograph	Preparation method	Reference for use in anthroposophic medicine	
					KC Monograph	Other
Ferrum(III)-kalium-tartaricum	Iron(III) potassium tartrate dehydrate (Ferric potassium tartrate)			starting material for preparation of Solutio Ferri comp. and Solutio Sacchari comp. (see app. 2.6)	Glandula suprarenalis/Solutio Ferri comp.; Solutio Ferri comp.; Solutio Sacchari comp.	
Glonoinum	see Nitroglycerinum					
Hepar sulfuris	Substance prepared in glowing a mixture from equal parts of Sulfur and Conchae (Calcium carbonicum Hahnemanni)	HAB	Hepar sulfuris (Hepar sulfuris calcareum)	Ph.Eur. Hom. 4.1.1, 4.1.2	Hepar sulfuris; Hepar sulfuris comp.; Lachesis comp.	
Hepar sulfuris kalinum	see Kalium sulfuratum					
Hydrargyri sulfas	Mercury(II) sulfate, 99-100.5% HgSO ₄			raw material for preparation of e.g. Viscum Mali cum Hydrargyro (see app. 2.6)		
Hydrargyrum bichloratum	99.5-100.5% HgCl ₂	(HAB); Ph.Eur.	Hydrargyri dichloridum; Hydrargyrum bichloratum HAB	Ph.Eur. Hom. 3.1.1 (ethanol 90%), 4.1.1, 4.1.2		
Hydrargyrum bicianatum	Mercury(II) cyanide	HAB	Hydrargyrum bicianatum	Ph.Eur. Hom. 3.1.1 (ethanol 50%), 4.1.1, 4.1.2	Mercurius cyanatus	
Hydrargyrum biiodatum	Mercury(II) iodide	HAB	Hydrargyrum biiodatum	Ph.Eur. Hom. 3.1.1 (D3 with ethanol 90%), 4.1.1; 4.1.2, starting material for preparation of Trabeculum comp. (app. 2.6)	Trabeculum comp.	
Hydrargyrum chloratum	Mercury(I) chloride	HAB; Ph.fr.	Hydrargyrum chloratum HAB; Hydrargyri chloridum Ph.fr.	Ph.Eur. Hom. 4.1.1, 4.1.2	Lycopodium comp.; Mercurius dulcis	
Hydrargyrum metallicum	Mercury with 99.5- 100.5% Hg	HAB; Ph.fr.	Hydrargyrum metallicum HAB; Mercure métallique pph Ph.fr.	Ph.Eur. Hom. 4.1.1, 4.1.2	Hirudo comp.; Mercurius vivus; Mercurius/Pulmo	
Hydrargyrum nitricum oxydulatum	Mercury(I) nitrate dihydrate	HAB	Hydrargyrum nitricum oxydulatum	Ph.Eur. Hom. 4.1.1, 4.1.2; for the preparation of Mercurius solubilis Hahnemanni		

Name of the substance	Definition	Reference to Standard	Name of the monograph	Preparation method	Reference for use in anthroposophic medicine	
					KC Monograph	Other
Hydrargyrum sulfuratum rubrum	Red mercury(II)sulfide	HAB; Ph.fr.	Hydrargyrum sulfuratum rubrum HAB; Mercurique (sulfure) rouge pph Ph.fr.	Ph.Eur.Hom. 4.1.1; raw material for preparation of Hydrarg. sulf. rubr. D5 in oil	Echinacea/Prunus comp.; Oleum rhinale	
Iodum	Iodine with 99.5-100.5% I	(HAB); Ph.Eur.	Iodum Iodum HAB	Ph.Eur.Hom. 3.1.1 (D2) with ethanol 90% acc. to mon. HAB); raw material for preparation of Sulfur iodatum	Iodum	
Kalii bichromas	Kalium bichromicum fhp	(HAB); Ph.Eur.	Kalii bichromas aph; Kalium bichromicum HAB	Ph.Eur.Hom. 3.1.1 (D2) with water acc. to mon. HAB), 3.1.2	Kalium bichromicum; Myristica sebifera comp.	
Kalii carbonas	Potassium carbonate with 99.0-101.0% dried substance	(HAB); Ph.Eur.	Kalii carbonas; Kalium carbonicum HAB	Ph.Eur.Hom. 3.1.1 (ethanol 18%), 4.1.1, 4.1.2; starting material for preparation of Kalium aceticum comp. and Solutio Ferri comp. (see app. 2.6)	Anagallis/Malachit comp.; Chamomilla/Malachit comp.; Kalium aceticum comp.; Kalium carbonicum; Kalium/Teucrium comp.; Solutio Ferri comp.; Solutio Sacchari comp.; Solutio Silicea comp.	
Kalii chloridum	Potassium chloride	(HAB); Ph.Eur.	Kalii chloridum; Kalium chloratum HAB	Ph.Eur.Hom. 3.1.1 (Ethanol 18% acc. to mon. HAB), 3.1.2, 4.1.1, 4.1.2		Répertoire de méd. anthr.: Kalium muriaticum
Kalii dihydrogenophosphas	Potassium dihydrogene phosphate	Ph.Eur.	Kalii dihydrogenophosphas	Ph.Eur.Hom. 3.1.1, 4.1.1, 4.1.2	Berberis/Hypericum comp.; Juglans regia comp.; Kalium phosphoricum comp.; Lilium tigrinum comp.	
Kalii hydrogenotartras	Potassium hydrogen tartrate	Ph.Eur.	Kalii hydrogenotartras	Raw material for the preparation of Tartarus stibiatus and Solutio ferri comp. (app. 2.6)		
Kalii iodidum	Potassium iodide	(HAB); Ph.Eur.	Kalii iodidum; Kalium iodatum HAB	Ph.Eur.Hom. 3.1.1 (ethanol 50%), 4.1.1, 4.1.2		

Name of the substance	Definition	Reference to Standard	Name of the monograph	Preparation method	Reference for use in anthroposophic medicine	
					KC Monograph	Other
Kalii nitras	Potassium nitrate	(HAB); Ph.Eur.	Kalii nitras; Kalium nitricum HAB	Ph.Eur. Hom. 3.1.1 (D2 with ethanol 18% acc. to mon. HAB), 4.1.1; starting material for preparation of Silex - Lapis cancri solutus (app. 2.6), excipient		
Kalii sulfas	Potassium sulfate	(HAB); Ph.Eur.	Kalii sulfas; Kalium sulfuricum HAB	Ph.Eur. Hom. 3.1.1 (D1 with water acc. to mon. HAB), starting material for preparation of Kalium sulfuricum comp. (see app. 2.6)	Kalium/Teucrium comp.	
Kalium carbonicum e cinere Fagi	Potassium carbonate, prepared from the ash of beechwood (<i>Fagus sylvatica</i> L.)			Ph.Eur. Hom. 3.1.2	Agropyron comp.; Anagallis comp.; Fragaria/Urtica comp.	
Kalium stibyltartaricum	Potassium di- μ -tartarobis[antimonate(III)] trihydrate, 98.0-103.0% $C_8H_4K_2O_{12}Sb_2 \cdot 3H_2O$	HAB	Kalium stibyltartaricum HAB; Kalii antimoniottartaras aph Ph.fr.	Ph.Eur. Hom. 4.1.1, 4.1.2; liquid solutions acc. to mon. HAB or Ph.Eur. Hom. 3.1.2	Phosphorus/Tartarus stibiatus; Pulmo/Tartarus stibiatus A; Pulmo/Tartarus stibiatus B; Pulmo/Vivianit comp.; Tartarus stibiatus; Tartarus stibiatus comp.	
Kalium sulfuratum	Crude potash, containing a mixture of mainly potassium trisulfide and potassium metabisulfite (dipotassium pyrosulfite)	DAB 6	Kalium sulfuratum - Schwefelleber DAB 6	API	Kalium sulfuratum	Vademecum: Kalium sulfuratum (ext.)
Kalium-Eisen-Tartrat	see Ferrum(III)-kalium-tartaricum					
Kreosotum	Mixture of guaiacol, creosol and cresol obtained by distillation of beech (<i>Fagus sylvatica</i> L.) tar containing minimum 65.0 and maximum 78.0 per cent total phenolics, calculated as pyrogallol	HAB	Kreosotum	Ph.Eur. Hom. 3.1.1 (with ethanol 90%, see monograph)	Kreosotum; Majorana/Thuja comp.	
Liquor natrii silicii	see Natrii silicii, Liquor		Liquor natrii silicii - Natronwasserglaslösung			
Lithii carbonas	Lithium carbonate	(HAB); Ph.Eur.	Lithii carbonas; Lithium carbonicum HAB	Ph.Eur. Hom. 3.1.1 (D2 with water acc. to mon. HAB), 4.1.1, 4.1.2		

Name of the substance	Definition	Reference to Standard	Name of the monograph	Preparation method	Reference for use in anthroposophic medicine	
					KC Monograph	Other
Magnesium chloridum hexahydricus	Magnesium chloride hexahydrate	(HAB); Ph.Eur.	Magnesium chloridum hexahydricus; Magnesium chloratum HAB	Ph.Eur.Hom. 3.1.1 (ethanol 50%), 4.1.1; raw material for the preparation of Hepar-Magnesium (app. 2.6)		
Magnesium hydrogenophosphas trihydricus aph	Magnesium phosphoricum fhp. 98.0-102.0% MgHPO ₄ · 3 H ₂ O	(HAB); Ph.Eur.	Magnesium hydrogenophosphas trihydricus aph; Magnesium phosphoricum HAB	Ph.Eur.Hom. 4.1.1, 4.1.2; starting material for preparation of Cinis e fructibus Avenae cum Magnesium phosphoricum (1:1)(see app. 2.6)	Cor/Crataegus comp.; Fragaria/Urtica comp.; Magnesium phosphoricum; Magnesium phosphoricum comp.; Magnesium phosphoricum cum cinere Avenae; Veratrum comp.	
Magnesium hydroxidum	Magnesium hydroxide	Ph.Eur.	Magnesium hydroxidum	Raw material for preparation of e.g. Hepar-Magnesium(see app. 2.6)	Hepar-Magnesium	
Magnesium sulfas heptahydricus	Magnesium sulfate heptahydrate	Ph.Eur.	Magnesium sulfas heptahydricus	Ph.Eur.Hom. 3.1.2	Berberis/Prostata comp.; Berberis/Uterus comp.; Magnesium sulfuricum/Ovaria comp.	
Magnesium metallicum	Metallic magnesium	HAB	Magnesium metallicum	API		
Magnesium phosphoricum acidum 20%	Aqueous solution of magnesium dihydrogen phosphate (20 %)			Ph.Eur.Hom. 3.1.1, 3.1.2	Cactus/Magnesium phosphoricum; Magnesium phosphoricum acidum; Magnesium phosphoricum acidum/Tabacum; Onopordon comp./Magnesium phosphoricum acidum	
Mercurius auratus	Gold-mercury alloy, containing at least 32.0 and not more than 35.0 % Au (Ar 196.97) and at least 65.0 and not more than 68.0 % Hg (Ar 200.59)			Ph.Eur.Hom. 4.1.1, 4.1.2		
Mercurius bijodatus	see Hydrargyrum biiodatum					
Mercurius cyanatus	see Hydrargyrum bicyanatum					
Mercurius dulcis	see Hydrargyrum chloratum					
Mercurius solubilis Hahnemanni	A mixture of mainly mercury(II)amidonitrate and metallic mercury with 86.0-90.0% Hg	HAB	Mercurius solubilis Hahnemanni HAB; Mercurius solubilis Hahnemanni aph Ph.fr.	Ph.Eur.Hom. 4.1.1, 4.1.2	Apis/Belladonna/Mercurius; Echinacea/Mercurius comp.; Mercurius solubilis Hahnemanni	

Name of the substance	Definition	Reference to Standard	Name of the monograph	Preparation method	Reference for use in anthroposophic medicine	
					KC Monograph	Other
Mercurius sublimatus corrosivus	see Hydrargyrum bichloratum (Hydrargyrum dichloridum)					
Mercurius vivus	see Hydrargyrum metallicum					
Minitium	Minitium [Lead(II,IV) oxide]	HAB	Minitium	Ph.Eur.Hom. 4.1.1, 4.1.2	Minitium	
Natrii carbonas decalhydricus	Sodium carbonate decahydrate	Ph.Eur.	Natrii carbonas decalhydricus	Ph.Eur.Hom. 3.1.1 (water), 4.1.1, 4.1.2; raw material for the preparation of zincum isovalerianicum	Levisticum comp.	
Natrii carbonas monohydricus	Sodium carbonate monohydrate	(HAB); Ph.Eur.	Natrii carbonas monohydricus; Natrium carbonicum HAB	Ph.Eur.Hom. 3.1.1 (water), 3.1.2, 4.1.1, 4.1.2	Cerebellum comp.; Fragaria/Urtica comp.	
Natrii chloridum	Sodium chloride	(HAB); Ph.Eur.	Natrii chloridum; Natrium chloratum HAB	Ph.Eur.Hom. 3.1.1 (ethanol 18%), 4.1.1, 4.1.2		
Natrii silicii. Liquor	Aqueous solution of sodium polysilicate with 7.5 - 8.5% sodium oxide (Na ₂ O) and 25.5 - 28.5% silicium dioxide (SiO ₂)	DAB 6	Liquor natrii silicii - Natronwasserglaslösung	Raw materiel for preparation of e.g. Uvea comp. (see app. 2.6)		
Natrii sulfas anhydricus	Anhydrous sodium sulfate	Ph.Eur.	Natrii sulfas anhydricus; Natrium sulfuricum HAB	Ph.Eur.Hom. 3.1.1 (D2 with ethanol 18% acc. to monograph HAB), 3.1.2, 4.1.1, 4.1.2; raw material for preparing Kalium sulfuricum comp. (see app. 2.6)	Lycopodium comp.	
Natrii tetrachloroauras dihydricus aph	Aurum chloratum natronatum fhp	(HAB); Ph.Eur.	Natrii tetrachloroauras dihydricus aph; Natrium tetrachloroauratum HAB	Ph.Eur.Hom. 3.1.1	Répertoire de méd. anthr.: Aurum muriaticum natronatum	
Natrium phosphoricum	see Dinatrii phosphas dodecalhydricus	HAB				
Natrium tetraboracicum	see Borax	Ph.Eur.				
Nitricum acidum pph	see Acidum nitricum					
Nitroglycerinum	Solution of glycerol trinitrate (1 %) in ethanol 96 %	HAB	Glyceroli trinitratis solutio Ph.Eur.; Nitroglycerinum HAB	HAB: The substance is identical with D2; further potencies with ethanol 50%	Glonoinum	

Name of the substance	Definition	Reference to Standard	Name of the monograph	Preparation method	Reference for use in anthroposophic medicine	
					KC Monograph	Other
Petroleum aph	Petroleum spirit distilling between 180 and 220 °C obtained by rectification of crude oil	(HAB); Ph.Eur.	Petroleum aph; Petroleum rectificatum HAB	Ph.Eur.Hom. 3.1.1 (ethanol 90% according to monograph HAB), API	Cocculus/Oleum Petrae comp.; Oleum Petrae comp.; Petroleum	
Phosphoricum acidum pph	see Acidum phosphoricum concentratum					
Phosphorus	Yellow phosphorus	HAB	Phosphorus	see Phosphorus HAB (D3 with anhydrous ethanol), API (e.g. 0.1% in oil)	Agaricus comp./Phosphorus; Apatit/Phosphorus comp.; Avena comp.; Bryonia/Eupatorium comp.; Bryonia/Gelsemium comp.; Equisetum comp.; Melissa/Phosphorus comp.; Meteorisen/Phosphor/Quarz, Oleum Petrae comp.; Phosphorus; Phosphorus/Malva; Phosphorus/Sulfur; Phosphorus/Tartarus stibiatus; Sambucus/Teucrium comp.; Valeriana comp.	
Phosphorus metallicus (niger)	Black metallic phosphorus			Ph.Eur.Hom. 4.1.1, 4.1.2		
Platinum chloratum	see Acidum hexachloroplatinicum					
Platinum metallicum	Metallic platinum	HAB	Platinum metallicum	Ph.Eur.Hom. 4.1.1 (D2), 4.1.2		Répertoire de méd. anthr.: Platina
Plumbi carbonas	Basic lead(II) carbonate			Raw material for preparation of Cinis Capsellae comp. APC (see app. 2.6)	Cinis Capsellae comp.	
Plumbum aceticum	Lead(II) acetate trihydrate	HAB	Plumbum aceticum	Liquid solution acc. to monograph HAB and Ph.Eur.Hom. 3.1.1; 4.1.1, 4.1.2		Vademecum: Plumbum aceticum/Mel comp.
Plumbum iodatum	Lead(II) iodide			Ph.Eur.Hom. 4.1.1, 4.1.2; API		
Plumbum metallicum	Metallic lead	HAB	Plumbum metallicum	Ph.Eur.Hom. 4.1.1, 4.1.2; raw material for the preparation of Plumbum mellitum (see app. 2.6)	Cuprum sulfuricum comp.; Epiphysis/Plumbum; Lien comp.; Lobelia comp.; Onopordon comp./Plumbum; Plumbum mellitum; Plumbum metallicum; Plumbum/Stannum	

Name of the substance	Definition	Reference to Standard	Name of the monograph	Preparation method	Reference for use in anthroposophic medicine	
					KC Monograph	Other
Plumbum silicicum	Lead(II) meta silicate, obtained by smelting cerussite and quartz			Ph.Eur. Hom. 4.1.1, 4.1.2	Plumbum silicicum	Vademecum
Saccharum	β-D-Fructofuranosyl-α-D-glucopyranosid (not in the Ph.Eur.: Sucrose obtained from the stems of Saccharum officinarum L.)	Ph.Eur.	Saccharum	Ph.Eur. Hom. 3.1.2, raw material for preparation of e.g. Plumbum mellitum (see app. 2.6)	Anis-Pyrit ; Argentum/Quercus comp. ; Argentum/Rohrzucker ; Parathyreoidea comp. ; Plumbum mellitum	
Saccharum candidum	Crystals, which develop by solving and crystallizing sucrose			Ph.Eur. Hom. 4.1.1, 4.1.2	Aurum/Pulsatilla/Spongia comp. ; Spongia comp.	
Silicea	see Acidum silicicum					
Silicea colloidalis	Colloidal silica, directly obtained in the manufacture of the finished product by reaction of adjusted amounts of aqueous solutions of sodium silicate and citric acid monohydrate.			API	Berberis/Eucalyptus/ Silicea comp. ; Berberis/Silicea comp. ; Rosae aetheroleum/Silicea colloidalis comp. ; Silicea colloidalis comp.	
Stannosi chloridum dihydricum	Stannous chloride dihydrate	Ph.Eur.	Stannosi chloridum dihydricum	Starting material for preparation of stannum hydroxydatum (see app. 2.6, Hepar-Stannum)		
Stannum hydroxydatum	Tin(II) hydroxide			Raw material for preparation of e.g. Hepar-Stannum (see app. 2.6)	Corpus vitreum-Stannum; Hepar-Stannum	

Name of the substance	Definition	Reference to Standard	Name of the monograph	Preparation method	Reference for use in anthroposophic medicine
					KC Monograph
					Other
Stannum metallicum	Metallic tin	HAB	Stannum metallicum	Ph.Eur.Hom. 4.1.1, 4.1.2; raw material for preparation of Stannum mellitum (see app. 2.6)	Allium cepa/Tendo comp.; Apatit/ Stannum; Articulatio talocruralis comp.; Bryonia/Stannum; Bryonia/Viscum comp.; Cartilago comp.; Cina comp.; Conchae/Quercus comp.; Disci comp. cum Nicotiana; Disci comp. cum Pulsatilla; Disci comp. cum Stanno; Disci/ Pulsatilla comp. cum Stanno; Disci/ Viscum comp. cum Stanno; Equisetum/ Stannum; Gnaphalium comp.; Hepar/ Stannum metallicum A; Hepar/Stannum metallicum B; Hypericum comp.; Hypophysis/Stannum; Juglans regia comp.; Lens cristallina/Viscum comp. cum Stanno; Lilium tigrinum comp.; Magnesium sulfuricum/Ovaria comp.; Meniscus Genus/Stannum; Mercurius vivus comp.; Mixtura Stanni comp.; Periodontium/Stannum comp.; Plumbum/Stannum; Prunus/Rosmarinus comp.; Scilla comp.; Senecio comp.; Stannum comp.; Stannum metallicum; Stannum/Succinum><
Sibium arsenicosum	Mixture of equal parts of antimony(V)oxide and arsenic(III)oxide	HAB	Sibium arsenicosum	Ph.Eur.Hom. 4.1.1, 4.1.2	Sibium arsenicosum
Sibium metallicum		HAB	Sibium metallicum	Ph.Eur.Hom. 4.1.1, 4.1.2	Argentum/Stibium; Arnica/Echinacea comp.; Aurum/Hyoscyamus comp.; Aurum/Stibium; Bismutum/Stibium; Calendula/Mercurialis comp.; Calendula/Stibium; Cichorium comp.; Cichorium/Pancreas comp.; Cuprum/ Stibium; Disci comp. cum Stibio; Hamamelis comp.; Marmor/Stibium; Medulla spinalis comp.; Mercurialis comp.; Mercurialis/Stibium comp.; Ovarium comp.; Rhus/Salix comp.; Stibium comp.; Stibium metallicum; Strophanthus comp.; Tormentilla comp.; Veratrum comp.
Sibium sulfuratum aurantiacum	Mixture of antimony(V) sulfide and sulfur	HAB	Sibium sulfuratum aurantiacum	Ph.Eur.Hom. 4.1.1, 4.1.2	Sibium sulfuratum aurantiacum

Name of the substance	Definition	Reference to Standard	Name of the monograph	Preparation method	Reference for use in anthroposophic medicine	
					KC Monograph	Other
Sulfur	Sulfur with 99.0-101.0% S	Ph.Eur.	Sulfur	Ph.Eur. Hom. 4.1.1, 4.1.2; API (for ointments)		
Sulfur aph	Sulfur fhp - obtained by sublimation	Ph.Eur.	Sulfur aph	Liquid solutions acc. to monograph HAB (D4); Ph.Eur. Hom. 4.1.1, 4.1.2; API; raw material for preparation of Equisetum cum Sulfure tostum (see app. 2.6)	Avena comp.; Betula/Arnica comp.; Carbo Betulae/Sulfur; Discus intervertebralis embryonalis/Solutio Siliceae comp.; Equisetum cum Sulfure tostum; Ferrum sidereum comp.; Ferrum/Sulfur comp.; Glandula suprarenalis/Solutio Ferri comp.; Hepar sulfuris; Phosphorus/Sulfur; Pulvis stomachicus cum Bismuto praeparato; Solutio Ferri comp.; Solutio Silicea comp.; Sulfur; Valeriana comp.	
Sulfur iodatum	Mixture of 4 parts of iodine and 1 part of sulfur carefully melted together (contains 70-80% I)	HAB	Sulfur iodatum HAB	Liquid solutions acc. monograph HAB (D3); Ph.Eur. Hom. 4.1.1, 4.1.2		
Sulfur iodicum aph	Mixture of 4 parts of iodine and 1 part of sulfur carefully melted together (contains 75-82% I)	Ph.fr.	Sulfur iodicum aph	Ph.Eur. Hom. 4.1.1, 4.1.2		
Sulfur selenosum	Mixture obtained by melting 1 part of selen with 99 parts of sulfur.			Ph.Eur. Hom. 4.1.1, 4.1.2		Vademecum: Sulfur selenosum
Sulfuricum acidum pph	see Acidum sulfuricum					
Tartarus depuratus	Purified tartar, mainly consisting of potassium hydrogen tartrate			Only used as a raw material for production of Tartarus stibiatus		
Tartarus stibiatus	see Kalium stibyltartaricum					
Tetrammine copper(II) sulfate	see Copper tetrammine sulfate monohydrate					
Zincum isovalerianicum	Zinc isovalerate dihydrate with 98- 103% Zn(C ₅ H ₉ O ₂). 2H ₂ O	HAB	Zincum isovalerianicum	Ph.Eur. Hom. 3.1.1 (D2) with ethanol acc. to monograph HAB), 4.1.1, 4.1.2	Cuprum aceticum/Zincum valerianicum; Zincum valerianicum; Zincum valerianicum comp.	Vademecum
Zincum metallicum	Metallic zinc with 97.0-100.5 (HAB) or 99.5- 101.5% (Ph.fr.) Zn	HAB; Ph.fr.	Zincum metallicum HAB; Zincum metallicum pph Ph.fr.	Ph.Eur. Hom. 4.1.1, 4.1.2		
Zincum valerianicum	see Zincum isovalerianicum					

APPENDIX 2.5

Starting materials that have undergone special treatment (vegetabilisation methods)

Explanations

Name of the substance: Binomial name of the plant if available provided in the definition of the monograph followed by the latin name of the substance used in the cultivation together with the short term for the treatment (e.g. Aconitum napellus Plumbo cultum).

Reference to Standard: (HAB): the plant (not the substance) is described in the HAB

Preparation method: Methods for processing the substance and for other uses. The ethanol content is always given as %(V/V) unless stated otherwise.

Additional Information, see p. 16

Name of the substance	Definition	Reference to Standard	Name of the monograph	Preparation method	Reference for use in anthroposophic medicine	
					KC Monograph	Other
Aconitum napellus Plumbo cultum	Whole fresh plants of Aconitum napellus L., collected at the start of flowering, cultivated according to APC Method 1.1.1 (using a diluted lead containing substance for the treatment of the soil for the 1st life cycle).	(HAB)	Aconitum napellus	Ph.Eur.Hom. 1.1.3, 1.5.1	Aconitum napellus Plumbo cultum	
Atropa belladonna Cupro culta	Whole fresh plants of Atropa bella-donna L., without woody lower stem sections, collected at the end of flowering, cultivated according to APC Method 1.1.1 (using a diluted copper containing substance for the treatment of the soil for the 1st life cycle).			Ph.Eur.Hom. 1.1.3		
Bryophyllum pinnatum Argento cultum	Fresh leaves of Bryophyllum pinnatum (Lam.) Oken [Syn. Kalanchoe pinnata (Lam.) Pers.], harvested in the first year of growth, cultivated according to APC Method 1.1.1 (using a diluted silver containing substance for the treatment of the soil for the 1st life cycle).	(HAB)	Bryophyllum	Ph.Eur.Hom. 1.1.7, 1.5.1	Bryophyllum Argento cultum	Vademecum: Bryophyllum Argento cultum
Bryophyllum pinnatum Mercurio cultum	Fresh leaves of Bryophyllum pinnatum (Lam.) Oken [Syn. Kalanchoe pinnata (Lam.) Pers.], harvested in the first year of growth, cultivated according to APC Method 1.1.1 (using a diluted mercury containing substance for the treatment of the soil for the 1st life cycle).	(HAB)	Bryophyllum	Ph.Eur.Hom. 1.1.7, 1.5.1	Bryophyllum Mercurio cultum	Vademecum: Bryophyllum Mercurio cultum
Chamomilla recutita Cupro culta	Fresh underground parts of Chamomilla recutita (L.) Rauschert, cultivated according to APC Method 1.1.1 (using a diluted copper containing substance for the treatment of the soil for the 1st life cycle).			Ph.Eur.Hom. 1.2.9, 1.2.11, 1.5.1	Chamomilla Cupro culta, Radix	Vademecum: Chamomilla Cupro culta, Radix
Chelidonium majus Ferro cultum	Fresh rhizome and adherent roots of Chelidonium majus L., collected during late autumn or on the appearance of the first shoots, cultivated according to APC Method 1.1.1 (using a diluted iron containing substance for the treatment of the soil for the 1st life cycle).	(HAB)	Chelidonium majus	Ph.Eur.Hom. 1.1.5, 1.5.1	Chelidonium Ferro cultum	Vademecum: Chelidonium Ferro cultum
Cichorium intybus Plumbo cultum	Whole fresh flowering plants of Cichorium intybus L. (var. intybus and/or var. sativum DC), cultivated according to APC Method 1.1.1 (using a diluted lead containing substance for the treatment of the soil for the 1st life cycle).	(HAB)	Cichorium intybus Rh	Ph.Eur.Hom. 1.1.7, 1.5.1	Cichorium Plumbo cultum	Vademecum: Cichorium Plumbo cultum

Name of the substance	Definition	Reference to Standard	Name of the monograph	Preparation method	Reference for use in anthroposophic medicine	
					KC Monograph	Other
Cichorium intybus Stanno cultum	Whole fresh flowering plants of Cichorium intybus L. (var. intybus and/or var. sativum DC), cultivated according to APC Method 1.1.1 (using a diluted tin containing substance for the treatment of the soil for the 1st life cycle).	(HAB)	Cichorium intybus Rh	Ph.Eur.Hom. 1.1.7, 1.5.1	Cichorium Stanno cultum	Vademecum: Cichorium Stanno cultum
Cichorium intybus Stanno cultum, Radix	Fresh root of Cichorium intybus L. (var. intybus and/or var. sativum DC), collected at flowering time, cultivated according to APC Method 1.1.1 (using a diluted tin containing substance for the treatment of the soil for the 1st life cycle).			Ph.Eur.Hom. 1.1.7	Cichorium Stanno cultum	
Equisetum arvense Silicea cultum	Fresh green sterile aerial parts of Equisetum arvense L., cultivated according to APC Method 1.1.2 (using a diluted silicate containing substance for the treatment of the soil for the 1st life cycle).	(HAB)	Equisetum arvense Rh	Ph.Eur.Hom. 1.1.7, 1.5.1 (see monograph Equisetum arvense Rh HAB)	Equisetum arvense Silicea cultum	Vademecum
Hypericum perforatum Auro cultum	Fresh aerial parts of Hypericum perforatum L., collected at flowering time, cultivated according to APC Method 1.1.1 (using a diluted gold containing substance for the treatment of the soil for the 1st life cycle).	(HAB)	Hypericum perforatum ex herba; Hypericum perforatum Rh	Ph.Eur.Hom. 1.1.5, 1.5.1	Aqua Maris comp.: Hypericum Auro cultum	Vademecum : Hypericum Auro cultum
Kalanchoe pinnatum Argentum culta	see Bryophyllum pinnatum Argentum culta					
Kalanchoe pinnatum Mercurio culta	see Bryophyllum pinnatum Mercurio culta					
Melissa officinalis Cupro culta	Fresh aerial parts of Melissa officinalis L., cultivated according to APC Method 1.1.1 (using a diluted copper containing substance for the treatment of the soil for the 1st life cycle).	(HAB)	Melissa officinalis	Ph.Eur.Hom. 1.1.5, 1.5.1	Melissa Cupro culta	Vademecum
Nasturtium officinale Mercurio cultum	Fresh aerial parts of Nasturtium officinale R. Br., collected at flowering time, cultivated according to APC Method 1.1.1 (using a diluted mercury containing substance for the treatment of the soil for the 1st life cycle).	(HAB)	Nasturtium officinale	Ph.Eur.Hom. 1.1.5, 1.5.1	Nasturtium Mercurio cultum	Vademecum: Nasturtium Mercurio cultum
Nicotiana tabacum Cupro culta	Fresh leaves of Nicotiana tabacum L., cultivated according to APC Method 1.1.1 (using a diluted copper containing substance for the treatment of the soil for the 1st life cycle).	(HAB)	Nicotiana tabacum Rh	Ph.Eur.Hom. 1.5.1	Tabacum Cupro cultum	Vademecum: Tabacum Cupro cultum

Name of the substance	Definition	Reference to Standard	Name of the monograph	Preparation method	Reference for use in anthroposophic medicine	
					KC Monograph	Other
Oenothera Argento culta	Fresh aerial parts of <i>Oenothera biennis</i> L., collected at flowering time, cultivated according to APC Method 1.1.1 (using a diluted silver containing substance for the treatment of the soil for the 1st life cycle).	(HAB 1924)	Oenothera biennis	Ph.Eur.Hom. 1.1.3		Vademecum: Oenothera Argento culta Jachens: Dermatologie: Salumed Verlag 2012, pp 386-391.
Primula veris Auro culta	Fresh flowers of <i>Primula veris</i> L., cultivated according to APC Method 1.1.1 (using a diluted gold containing substance for the treatment of the soil for the 1st life cycle).			Ph.Eur.Hom. 1.1.5, 1.5.1	Primula Auro culta ; Primula Auro culta comp.	Vademecum: Primula Auro culta
Taraxacum officinale Stanno cultum	Whole fresh flowering plants of <i>Taraxacum officinale</i> agg. E.H. Wigg., cultivated according to APC Method 1.1.1 (using a diluted tin containing substance for the treatment of the soil for the 1st life cycle).	(HAB)	Taraxacum officinale; Taraxacum officinaleRh	Ph.Eur.Hom. 1.1.3, 1.5.1	Taraxacum Stanno cultum	Vademecum: Taraxacum Stanno cultum
Thuja occidentalis Argento culta	Fresh, leafy, one-year-old twigs of <i>Thuja occidentalis</i> L., cultivated according to APC Method 1.1.1 (using a diluted silver containing substance for the treatment of the soil for the 1st life cycle).	(HAB)	Thuja occidentalis; Thuja occidentalis Rh	Ph.Eur.Hom. 1.1.5, 1.5.2	Thuja occidentalis Argento culta	
Urtica dioica Ferro culta	Fresh aerial parts of <i>Urtica dioica</i> L., collected at flowering time, cultivated according to APC Method 1.1.1 (using a diluted iron containing substance for the treatment of the soil for the 1st life cycle).	(HAB)	Urtica dioica	Ph.Eur.Hom. 1.1.3, 1.5.1	Urtica dioica Ferro culta	Vademecum: Urtica dioica Ferro culta
Urtica dioica Ferro culta, Cinis	see Cinis <i>Urticae Ferro cultae</i> (app. 2.7)					
Urtica dioica Ferro culta, Radix	Fresh underground parts of <i>Urtica dioica</i> L., collected at flowering time, cultivated according to APC Method 1.1.1 (using a diluted iron containing substance for the treatment of the soil for the 1st life cycle).			Ph.Eur.Hom. 1.5.1; for the preparation of Cinis Urticae Ferro cultae (app. 2.5)	Urtica dioica Ferro culta	

APPENDIX 2.6

List of compositions

Explanations

For definition and Reference to Standard of the ingredients, see the relevant appendix.

Preparation method: Methods for preparation of the substance and for processing the substance and for other uses.

The ethanol content is always given as %(V/V)
unless stated otherwise.

Additional Information, see p. 16

Name of the substance	Definition	Preparation method	Reference for use in anthroposophic medicine	
			KC Monograph	Other
Alkali comp.		The mineral composition according to the model of Cichorium intybus, Planta tota. Alkali comp. is made from: Potassium carbonate / Trona / Quartz and Myrrh. Potassium carbonate, Trona and quartz are intensively triturated and mixed with an organic binder (Myrrh). Potentisation acc. to Ph.Eur.Hom. 4.1.1		Vademecum: Alkali comp.
Anis-Pyrit		1 g Anis-Pyrit is prepared from: Pimpinella anisum, Fructus 0.33 g / pyrite 0.33 g / saccharum 0.33 g. Warmed pyrite powder and melted sucrose (cane sugar) are thoroughly mixed, the powdered aniseed added, with final thorough mixing. This formulation is diluted with an equal amount of lactose monohydrate, grinded and sieved. The resulting preparation is named Anis-Pyrit 50%. The potency Anis-Pyrit D1 is prepared from 2 Parts Anis-Pyrit 50% and 8 parts lactose monohydrate, D2 acc. to Ph.Eur.Hom. 4.1.1.	Anis-Pyrit	
Apis cum Levistico		1 g Apis cum Levistico Ø (= D1) is prepared from 0.1 g Apis mellifica / 0.1 g aqueous extract of Levisticum, Radix (drug to extract = 4:1). The bees are killed, comminuted and mixed with a freshly prepared aqueous extract of Levisticum, Radix (drug to extract = 4:1) and glycerol 85%. The liquid is further processed immediately. Potentisation acc. to Ph.Eur.Hom. 3.1.2 (and then HAB 11).	Apis cum Levistico	
Argentum-Corpus vitreum		Fresh eye ball (Corpus vitreum) is cleaned and mixed with a solution prepared of silver nitrate, concentrated ammonia solution and purified water and mixed. After addition of a solution of glucose monohydrate in purified water the mixture is gently warmed so that the silver nitrate is reduced to the metal. After filtering, the residue is dried with lactose monohydrate, being adjusted to give a final silver content of 1%. Potentisation acc. to Ph.Eur.Hom. 3.2.2.	Argentum-Corpus vitreum	
Arnica-Cerebrum		1 g Arnica-Cerebrum D1 contains: Arnica, Planta tota, pressed juice 0.05 g/ Cerebrum 0.05 g (Cerebrum = Cerebrum, Cerebellum, brain stem = 2+1+1). The cleaned ingredients of Cerebrum are mixed with the fresh pressed plant juice of Arnica montana and intensively triturated. Water for injections is added and the mixture potentised to make the D1 potency. The D1 potency is further processed immediately acc. to Ph.Eur.Hom. 3.1.2.	Arnica-Cerebrum	
Calcium Quercus	see Quercus e cortice cum Calcio carbonico			

Name of the substance	Definition	Preparation method	Reference for use in anthroposophic medicine	
			KC Monograph	Other
Calcium silicicum comp.		<p>The mineral composition according to the model of Arnica montana, Radix, Calcium silicicum comp. is prepared from: Silicate melt (obtained from quartz / potassium carbonate / calcium oxide) / amica latex / dried water-extract of Quercus, Cortex / camphor / essential oil from Arnica montana, Radix / fresh wheat gluten. The silicate melt is added to a mixture of the Arnica latex and dried extract of Quercus, Cortex and triturated. Finally the camphor and thereafter the essential oil of Arnica are added. The mixture is triturated well, fresh wheat gluten added and the whole kneaded to make a paste. This is then dried, powdered and diluted with lactose monohydrate. Potentisation according to Ph.Eur.Hom. 4.1.1.</p>		Vademecum: Calcium silicicum comp.
Carbo Betulae cum Methano		<p>Carbo Betulae (charcoal from the birch) saturated with methane R1 (Ph.Eur.) is used: Powdered Carbo Betulae is heated under vacuum. After heating and during cooling Carbo Betulae is saturated with methane. Potentisation acc. to Ph.Eur.Hom. 4.1.1</p>	Carbo Betulae cum Methano	
Chelidonium/ Curcuma praep.		<p>Chelidonium Ø (Ph.Eur.Hom. 1.1.5) Curcuma xanthorrhiza, Rhizoma Ø (Ph.Eur.Hom. 1.2.12) with 70% ethanol V/V) are mixed by dropping 1 part of the first into 1 part of the rotating second mother tincture.</p>	Chelidonium/ Curcuma	
Cinis Capsellae comp. APC		<p>The dried plant material is incinerated. The water soluble ash salts obtained therefrom, potassium carbonate (obtained from cream of tartar) and halite are mixed and added to the powder-mixture of copper sulfate and ferrous sulfate. This combined powder is ground until the colour changes to reddish brown. In the next step wine vinegar, in which fresh rose petals have been soaked, is added and the mixture is heated and mixed while the colour turns to pistachio green. When the pasty mass gets more solid, cerussa is added and heating is continued until the mixture is solid and dry. After cooling the substance obtained is powdered. For external use (e.g. ointment, gel) an aqueous solution of the water soluble salts is used as active substance: 9 parts of purified water are added to 1 part of Cinis Capsellae comp. APC, the mixture is agitated in a closed container and allowed to stand at room temperature for at least 20 hours. The supernatant is filtered. The resulting Cinis Capsellae comp. aqueous solution 10% is clear and viridian green (turquoise blue to emerald green) in colour and has to be processed immediately; 1 part Cinis Capsellae comp. aqueous solution 10% corresponds to 0.1 parts of Cinis Capsellae comp. APC.</p>		Vademecum: Cinis Capsellae comp.

Name of the substance	Definition	Preparation method	Reference for use in anthroposophic medicine	
			KC Monograph	Other
Cinis e fructibus Avenae sativae cum Magnesio phosphorico (1:1)		Composition prepared according to APC 7.1: 1. Cinis e fructibus Avenae sativae (ash of the fruit of Avena sativa, oats): Oats are moistened with water to start germination, dried and ashed. 2. Ash of oats with magnesium phosphoricum: Equal parts of ash of oats and magnesium phosphoricum are mixed together. 3. Potentisation according to Ph.Eur.Hom. 4.1.1.	Arnica/Cactus comp.; Cor/Crataegus comp.; Fragaria/Urtica comp.; Magnesium phosphoricum comp.; Magnesium phosphoricum cum cinere Avenae; Veratrum comp.	Anthroposophische Pharmazie, p. 587-590
Cissus-Ossa		1 g Cissus-Ossa is prepared from: Ethanolic extract from: Cissus gongyloides, aerial root 1.5 g/ Ossa 0.5 g. The bones of partridge or pheasant are cleaned, boiled, dried, powdered and mixed with equal parts of lactose monohydrate. To this mixture add the mother tincture of Cissus gongyloides, aerial roots dried (Ph.Eur.Hom. Method 1.1.7). Potentisation acc. to Ph.Eur.Hom. 4.1.1	Cissus-Ossa	Vademecum
Compositio Cichorii	See Compositio Mineralis cum Myrrha			
Compositio Mineralis cum Myrrha APC		The mineral composition according to the model of Cichorium intybus, Planta tota, Compositio Cichorii, is prepared by melting quartz with potassium carbonate. After cooling, the product is dissolved in water and added to powdered myrrh, swollen by adding Spiritus vini and water. Then phosphoric acid is added, leading to precipitation of silicic acid. The mixture is dried, sieved and mixed with halite. A concentrated aqueous solution of caramel of fructose and then lactose monohydrate is added. After drying, the whole mixture is grinded to a uniform powder. Potentisation acc. to Ph.Eur.Hom. 4.1.1		Vademecum
Compositio Mineralis cum Saccharo APC		The mineral composition according to the model of Chamomilla (Matricaria recutita L.) Radix, Compositio Mineralis cum Saccharo is prepared from: Potassium carbonate/quartz/trona. Potassium carbonate and quartz are melted together. The melt is dissolved in water to produce a clear solution, and simultaneously with a solution of sucrose added to a solution of potassium carbonate and trona. This mixture is immediately potentised with ethanol 15% to D1. Potentisation acc. to Ph.Eur.Hom. 3.1.1		Der Merkurstab 2012; 65(1): 46-53
Corpus vitreum-Stannum		1 g Corpus vitreum-Stannum D1 contains: Corpus vitreum 0.08 g / stannum hydroxydatum 0.02 g. A solution of tin (II) chloride in purified water is mixed with a solution of sodium carbonate in purified water. The resulting precipitate (stannum hydroxatum) is added to fresh, minced corpus vitreum and thoroughly mixed. The mixture is diluted in the proportion 1:10 with water for injections to prepare the D1 potency. The D1 potency is further processed immediately acc. to Ph.Eur.Hom. 2.1.1 and 3.1.2	Corpus vitreum-Stannum	

Name of the substance	Definition	Preparation method	Reference for use in anthroposophic medicine	
			KC Monograph	Other
Cuprum-Ren-Glandula suprarenalis		1 g Cuprum-Ren (= D1) contains: Glandula suprarenalis 0.023 g / ren 0.060 g / tetramine copper(II)sulfate 0.017 g. The fresh, cleaned animal ingredient is mixed with a small amount of water for injections and tetramine copper (II) sulfate, and triturated together. Afterwards the rest of the water for injections is added to make the D1 potency, and the solution is potentised. The D1 potency is further processed immediately acc. to Ph.Eur.Hom. 3.1.2	Cuprum-Ren-Glandula suprarenalis	
Equisetum cum Sulfure tostum		Equisetum cum Sulfure tostum is prepared from Equisetum arvense, Herba and sulfur. 99 parts Equisetum arvense, Herba (dried, herbal drug, comminuted to a particle size < 4 mm) are mixed with 1 part sulfur (particle size < 0.063 mm) and then toasted according to APC 4.1. Heating time: about 5 - 15 minutes. Potentisation acc. to Ph.Eur.Hom. 4.1.1	Equisetum cum Sulfure tostum	
Equisetum hyemale-Rubellit		Fresh harvested shoots of Equisetum hyemale L. are put into a aqueous dilution of Rubellit D6 during the day and under presence of day light. In the evening the shoots are taken out, comminuted and expressed. The expressed juice is mixed with an equal mass of ethanol 96%. Filter after 5 to 10 days. The filtrate is Equisetum hyemale-Rubellit Ø. Potentisation acc. to Ph.Eur.Hom. 1.1.1		Der Merkurstab 2013; 66(5): 415-438.
Equisetum limosum-Rubellit		Fresh harvested shoots of Equisetum limosum L. (Equisetum fluviatile L.) are put into a aqueous dilution of Rubellit D6 during the day and under presence of day light. In the evening the shoots are taken out, comminuted and expressed. The expressed juice is mixed with an equal mass of ethanol 96%. Filter after 5 to 10 days. The filtrate is Equisetum limosum-Rubellit Ø. Potentisation acc. to Ph.Eur.Hom. 1.1.1		Soldner G, Stellmann HM. Individuelle Pädiatrie, 4. Auflage, Wissenschaftl. Verl. Ges., Stuttgart, 2011, p.743
Ferrum hydroxydatum		Ferrum hydroxydatum is prepared from Ferrum metallicum reductum and red wine vinegar. Iron that previously has been obtained from siderite by reduction is covered with red wine vinegar and lightly warmed for about 14 days. Then the solution is filtered, and the residue washed with water and left to react with air. This oxidation releases heat, wherefore the preparation has to be kept moist. The oxidised iron is reduced to powder. Potentisation acc. to Ph.Eur.Hom. 4.1.1	Ferrum hydroxydatum	
Ferrum pomatum		1 g of the D1 contains: Fe 5 mg. Sour apples are pressed; 100 parts juice is mixed with 4 parts Ferrum metallicum. The mixture is left for several days and then warmed to about 50 °C. Afterwards the solution is filtered, evaporated to 55-65% of the weighed mass and mixed with ethanol 96% (standardisation on 10% ethanol and 0.5% Fe). Potentisation acc. to Ph.Eur.Hom. 3.1.1 (ethanol 18%).		

Name of the substance	Definition	Preparation method	Reference for use in anthroposophic medicine	
			KC Monograph	Other
Ferrum rosatum		Ferrum rosatum is prepared from Rosa centifolia and Ferrum sidereum D1. Fresh rose petals are triturated with 1% Ferrum sidereum D1 and the amount of water, calculated according to Ph.Eur.Hom. 1.1.6, and then allowed to stand for 2-4 days at 15-20 °C. Then the calculated amount of ethanol 94% is added and the preparation continued according to Ph.Eur.Hom. 1.1.6. The composition can be potentised acc. to Ph.Eur.Hom. 1.1.6.	Ferrum rosatum/Graphites; Tropaeolum comp.	
Ferrum-Quarz	A mixture of ferrous sulfate, honey and calcinated quartz	A mixture of ferrous sulfate heptahydrate, honey, white wine, and calcinated quartz is prepared. This mixture is heated and dried under vacuum. Potentisation acc. to Ph.Eur.Hom. 4.1.1 or 4.1.2	Ferrum/Quarz	
Helleborus foetidus		Aqueous extracts prepared from the fresh plant parts of Helleborus foetidus L. (Flos rec. and Folium et Radix rec., see app. 2.2) are mixed 1:1 according to APC 7.5.		Der Merkurstab 6/2010 p. 565
Helleborus niger		Aqueous extracts prepared from the fresh plant parts of Helleborus niger L. (Flos rec. and Planta tota rec., see app. 2.2) are mixed 1:1, according to APC 7.5.		Der Merkurstab 6/2010 p. 500-566
Hepar sulfuris calcareum	see Hepar sulfuris (app. 2.4)			
Hepar-Magnesium		1 g Hepar-Magnesium D1 contains: Hepar 0.06 g / magnesium hydroxydatum 0.04 g. A solution of magnesium chloride in water is mixed with a solution of sodium hydroxide in water. The resulting precipitate (Magnesium hydroxydatum) is washed several times with water and then mixed with chopped pieces of liver and then together with honey; it is finely triturated. The mixture is mixed with water for injections (Ph.Eur.Hom. 3.1.2) or glycerol 85% (Ph.Eur.Hom. 2.1.1), and potentised to make the D1 potency. This D1 potency is processed immediately acc. to Ph.Eur.Hom. 3.1.2	Hepar-Magnesium	
Hepar-Stannum		1 g Hepar-Stannum contains: Hepar 0.08 g / Stannum hydroxydatum 0.02 g. A solution of tin (II) chloride in water is mixed with a solution of sodium carbonate in water. The resulting precipitate (Stannum hydroxydatum) is washed with water. The resulting Stannum hydroxydatum is mixed with chopped pieces of liver and then thoroughly triturated with honey. The mixture is mixed with water for injections (Ph.Eur.Hom. 3.1.2) or glycerol 85% (Ph.Eur.Hom. 2.1.1), and potentised to make the D1 potency. This D1 potency is processed immediately acc. to Ph.Eur.Hom. 3.1.2	Hepar-Stannum	

Name of the substance	Definition	Preparation method	Reference for use in anthroposophic medicine	
			KC Monograph	Other
Kalium aceticum comp.		Kalium aceticum comp. is prepared from: Potassium carbonate / distilled red wine vinegar / antimonite / Crocus sativus tincture 1:20 (vehicle: spiritus e vino) / spiritus e vino / Corallium rubrum. Potassium carbonate/distilled red wine vinegar / antimonite / Crocus sativus tincture/ Corallium rubrum and spiritus e vino are stepwise combined and repeatedly distilled. The resultant dried residue is used. Potentisation acc. to Ph.Eur.Hom. 4.1.1	Anagallis/Malachit comp.; Chamomilla/Malachit comp.; Kalium aceticum comp.	
Kalium sulfuricum comp.		The mineral composition according to the model of Anagallis arvensis, Herba, Kalium sulfuricum comp. is prepared by mixing Kalii sulfas and Natrii sulfas and making a paste by grinding with mucilage of linseed. The mixture is dried, grinded, sieved; and finally diluted with lactose monohydrate. Potentisation acc. to Ph.Eur.Hom. 4.1.1		Vademecum: Kalium sulfuricum comp.
Lapis Cancrri-Flintstein		1 g Lapis Cancrri-Flintstein contains: Lapis Cancrri 0.5 g/flint 0.5 g; Finely powdered Lapis Cancrri and flint are thoroughly mixed with spiritus e vino and the slurry treated with water. The resultant dry residue is the substance. Potentisation acc. to Ph.Eur.Hom. 4.1.1	Lapis Cancrri/Flintstein	
Mixtura Stanni comp.		1 g suspension is prepared from: 1 mg Alumen / 0.002 mg Cuprum metallicum / 2 mg Stannum metallicum 10.4 mg Acidum nitricum (65 per centum).	Mixtura Stanni comp.	Der Merkurstab 2011; 64(4): 332-337
Myrrha comp.		1 g Myrrha comp. D1 is prepared from: Myrrha 0.1 g / Aurum metallicum foliatum (gold leaf) 0.001 g and Olibanum 0.1g. Myrrha and gold leaf are bound together with the aid of moderate heat; incense smoke (from Olibanum) is passed through the mixture. This composition is stirred into molten sucrose (cane sugar).After cooling it is triturated for one hour by hand, resulting the potency D1. Potentisation acc. to Ph.Eur.Hom. 4.1.1		Vademecum: Myrrha comp.
Onopordon comp.		A combination of Onopordum acanthium, Flos rec., ethanol. Digestio (1:3.1) with 0.1-1 % Hyoscyamus niger, Herba rec. Ø and Primula veris, Flos rec., ethanol. Digestio (1:3.1) with 0.1-1 % Hyoscyamus niger Herba rec. Ø	Onopordon comp.	
Onopordon comp. praeparatum CH		0.1 part of Primula veris, Flos rec., ethanol. Digestio (1:3.1) prepared with 2% Hyoscyamus niger, Herba rec. Ø is diluted with 0.315 parts of purified water ("mixture a"). 0.1 part of Onopordum acanthium, Flos rec., ethanol. Digestio (1:3.1) is diluted with 0.315 parts of purified water (mixture b). In a special equipment "mixture b" is dropped into the rotating "mixture a". 0.17 parts of Ethanol 96% are added to obtain 1 part of the final product	Onopordon comp.	

Name of the substance	Definition	Preparation method	Reference for use in anthroposophic medicine	
			KC Monograph	Other
Onopordium acanthium, Flos rec., ethanol. Digestio (1:3.1) with 0.1-1% Hyoscyamus niger; Herba rec. Ø		Digestio prepared according to APC 3.8.2 from 1 part of the fresh flowerheads of Onopordium acanthium L. and 3.1 parts of ethanol of suitable concentration or water for injections and the addition of 0.004 to 0.04 parts (corresponding to 0.1 to 1%) of Hyoscyamus niger L., Herba, mother tincture (prepared acc. to Ph. Eur. Hom. 1.1.3).	Onopordon comp.	
Peat moss extract composition I (light)		98 parts of peat moss extract in analogy to HAB Method 12c (using purified water only), are mixed with each 1 part of Aesculus hippocastanum e semine according to HAB Method 12m and Equisetum arvense ex herba according to HAB Method 12c. The supernatant liquid is decanted and filtered after 10 - 12 weeks yielding at least 75% Peat moss extract composition I. API or Potentisation acc. to Ph.Eur.Hom. 3.1.2	Solum uliginosum comp.	
Peat moss extract composition II (dark)		The rest left from the decanting for preparing Peat moss extract composition I, (max. 25%) is Peat moss extract composition II	Solum uliginosum comp.	
Plantago lanceolata, Folium rec., ethanol. Digestio (1:3.1) with 1-2% Hyoscyamus niger; Herba rec. Ø		Digestio prepared according to APC 3.8.2 from 1 part of the fresh leaves of Plantago lanceolata L. and 3.1 parts of ethanol of suitable concentration or water for injections and the addition of 0.04 to 0.08 parts (corresponding to 1 to 2%) of Hyoscyamus niger L., Herba, mother tincture (prepared acc. to Ph. Eur. 1.1.3).	Plantago-Primula cum Hyoscyamo	
Plumbum aceticum/Mel comp.		Plumbum aceticum/Mel comp. is prepared from lead(II) acetate trihydrate, honey and cane sugar. Lead(II) acetate trihydrate is melted and poured out as a layer. Depressions are introduced into the layer of lead(II) acetate trihydrate, filled with honey, and the whole covered with molten lead(II) acetate trihydrate. After cooling it is ground, melted and then poured in a layer again. New depressions are introduced once more. These are filled this time with molten sucrose (cane sugar) and covered with molten lead(II) acetate trihydrate from the first lead(II) acetate-honey-layer. After cooling it is ground and the D1 potency is prepared by trituration with lactose monohydrate. During the grinding and trituration process, the powder must be sieved. Potentisation acc. to Ph.Eur.Hom. 4.1.1.	Vademecum	

Name of the substance	Definition	Preparation method	Reference for use in anthroposophic medicine	
			KC Monograph	Other
Plumbum mellitum		Plumbum mellitum is prepared from lead, honey and cane sugar. Depressions are introduced into a sheet of lead, these are filled with honey, and the whole covered with molten lead. After cooling it is grated, melted again and then laid out as a sheet. New depressions are introduced once more. These are filled this time with molten sucrose (cane sugar) and covered with molten lead from the first lead-honey-sheet. After cooling it is finely grated and the DI potency is prepared by trituration with lactose monohydrate. During the grinding and trituration process the powder must be sieved. Potentisation acc. to Ph.Eur. Hom. 4.1.1.	Arnica/Betula comp.; Arnica/Epiphysis/Plumbum mellitum comp.; Arnica/Hypophysis/Plumbum mellitum comp.; Arnica/Plumbum mellitum; Aurum/Plumbum mellitum comp.; Nicotiana/Strophantus comp.; Plumbum mellitum	
Primula veris, Flos rec., ethanol. Digestio (1:12.35) with 0.6% Hyoscyamus niger, Herba rec. Ø		Prepared by digestion according to APC 3.8.1 from 1 part of the fresh flowers of Primula veris L. and 12.35 parts of ethanol of suitable concentration and the addition of 0.08 parts (corresponding to 0.6%) of Hyoscyamus niger L., Herba, mother tincture (prepared acc. to Ph. Eur. 1.1.3).		
Primula veris, Flos rec., ethanol. Digestio (1:3.1) with 0.1-1% Hyoscyamus niger, Herba rec. Ø		A digestio prepared according to APC 3.8.2 from 1 part of the fresh flowers of Primula veris L. and 3.1 parts of ethanol of suitable concentration or water for injections and the addition of 0.004 to 0.04 parts (corresponding to 0.1 to 1%) of Hyoscyamus niger L., Herba, mother tincture (prepared acc. to Ph. Eur. 1.1.3).	Onopordon comp.	
Prunuseisen	Prunus spinosa e floribus et summitatibus ferm cum Ferro	Prepared according to HAB method 37a	Levico comp.; Prunus spinosa cum Ferro	

Name of the substance	Definition	Preparation method	Reference for use in anthroposophic medicine	
			KC Monograph	Other
Quercus e cortice cum Calcio carbonico		1. Calcium carbonicum e cinere Quercus: oak bark is incinerated. The ash is suspended 1 part in 10 parts of purified water. Carbon dioxide is induced for 5 to 10 minutes and then warmed until bubbling starts (75-85 °C). This temperature is kept until bubbling ends. The cooled suspension is filtered and the residue dried = Calcium carbonicum e cinere Quercus. 2. Calcium carbonicum e cinere Quercus solutum: 0.1 part of Calcium carbonicum e cinere Quercus is mixed with 6100 parts of purified water or water for Injections and boiled for 5 minutes. The cooled solution is filtered (for solutions for injection it is decanted and filtered). The result is a saturated aqueous solution of Calcium carbonicum e cinere Quercus = Calcium carbonicum e cinere Quercus solutum. 2.1. Calcium carbonicum e cinere Quercus solutum saccharatum: syrup prepared with sucrose and Calcium carbonicum e cinere Quercus solutum (64:36). 3. Quercus robur/petraea e cortice cum Calcio carbonico solution = D5: A decoction of oak bark according to Ph.Eur.Hom. 1.4.3 (O=D1) is potentised to D5 with Calcium carbonicum e cinere Quercus solutum as a vehicle. Appendix: according to the dosage form to be produced either potentise further with Calcium carbonicum e cinere Quercus solutum (e.g. solution for injection) or with Calcium carbonicum e cinere Quercus solutum saccharatum (Globuli velati).	Calcium carbonicum cum Quercu ; Calcium carbonicum/Mesenchym comp.	
Roseneisen Rubellit comp.	Rosa e floribus ferm cum Ferro	Prepared according HAB method 37a Fresh harvested shoots of Equisetum limosum L. (Equisetum fluviatile L.) are put into an aqueous dilution of Rubellit D6 during the day and in the presence of day light. In the evening the shoots are taken out, comminuted and expressed. 4 parts of expressed juice are mixed with 1 part of mel. After standing at 37 °C for 12 h during the night, 5 parts of ethanol 96% are added. Filter after 5 to 10 days. The filtrate is Rubellit comp. Ø. Potentisation acc. to Ph.Eur.Hom. 1.1.1	Ferrum rosatum/Graphites	Der Merkurstab 2013; 66(5): 415-436, 439-442.
SilexLapis cancri solutus		Calcium silicate is precipitated by adding an aqueous solution of potassium silicate (prepared from flint and potassium nitrate) to an aqueous solution of calcium acetate (prepared from Lapis Cancri and distilled red wine vinegar in several steps) and dissolved in distilled red wine vinegar to give a clear solution. The solution is diluted with water to 1.0% and then succussed to result the potency D2. Potentisation acc. to Ph.Eur.Hom. 3.1.1		Vademecum: Silex-Lapis Cancri solutus
Solum uliginosum / Aesculus hippocastanum L. / Equisetum arvense L.	see Peat moss extract composition			

Name of the substance	Definition	Preparation method	Reference for use in anthroposophic medicine	
			KC Monograph	Other
Solutio alkalina		An aqueous solution (10% dry residue) prepared from ash of green plants and crude cream of tartar. Potentising acc. to Ph.Eur.Hom. 3.1.1 (ethanol 18%)	Solutio alkalina	Vademecum
Solutio Ferri comp.		The mineral composition according to the model of Urtica dioica, Planta tota, Solutio Ferri comp. is prepared from: Potassium carbonate / ferric potassium tartrate / sulfur / trona / acidum tartaricum. Potassium carbonate, trona and sulfur are melted together. The resulting melt is dissolved in water and alternately heated and subjected to an intensive air-stream. After this procedure ferric potassium tartrate and acidum tartaricum are added. The resulting solution is exposed to the light. Potentisation acc. to Ph.Eur.Hom. 3.1.1	Aqua Maris comp.; Glandula suprarenalis/Solutio Ferri comp.; Solutio Ferri comp.	Vademecum
Solutio Sacchari comp.		The mineral composition according to the model of Chamomilla (Matricaria recutita L), Radix, Solutio Sacchari comp. is prepared from: Carbo Betulae / potassium carbonate / ferric potassium tartrate / honey / quartz / trona. Potassium carbonate, quartz and Carbo Betulae are melted together. The melt is dissolved in water to produce a clear solution, to which a solution of potassium carbonate, trona and diluted sulfuric acid is added. After addition of further diluted sulfuric acid, honey and then ferric potassium tartrate are added. The resulting solution is exposed to the light. Potentisation acc. to Ph.Eur.Hom. 3.1.1	Cinis Arnicae comp.; Solutio Sacchari comp.	Vademecum
Solutio Siliceae comp.		The mineral composition according to the model of Equisetum arvense, Herba, Solutio Siliceae comp. is prepared from: Potassium carbonate / marble / quartz / trona and sulfur. Quartz and potassium carbonate are melted together and dissolved in water. In a further step marble, potassium carbonate and trona are dissolved in water by adding vapour from burning sulfur to a second solution. Both solutions are combined under continuous vapour from burning sulfur. Air is passed through the resulting solution for several hours. Potentisation acc. to Ph.Eur.Hom. 3.1.1	Discus intervertebralis embryonalis/ Solutio Siliceae comp.; Solutio Silicea comp.	Vademecum
Stannum mellitum		Stannum mellitum is prepared from tin with honey and cane sugar. Depressions are introduced into a sheet of tin, these are filled with honey, and the whole covered with molten tin. After cooling it is grated, melted again and then laid out as a sheet. New depressions are introduced once more. These are filled this time with molten sucrose (cane sugar) and covered with molten tin. After cooling it is finely grated and the D1 potency is prepared by trituration with lactose monohydrate. During the grinding and trituration process the powder must be sieved. Potentisation acc. to Ph.Eur.Hom. 4.1.1		Der Merkursstab 1992; 45(2); 108-12

Name of the substance	Definition	Preparation method	Reference for use in anthroposophic medicine	
			KC Monograph	Other
Trabeculum comp.		1 g of Trabeculum comp (=D1) is prepared from: 0.1 g Trabeculum / 0.1 g acidum formicicum e formica (5%) / 0.005 g Cupri sulfas / 0.007 g Ammoniae solutio concentrata / 0.03 g Hydrargyrum biiodatum / 0.0225 g Kalii iodidum. Trabeculum is treated with an aqueous solution of acidum formicicum e formica to make a pulp with a smooth consistency and then mixed with an ammoniacal solution of copper sulfate. Then a solution of mercury (II) iodide and potassium iodide and finally lactose monohydrate is added. After drying, the whole mixture is rubbed to a uniform powder. Potentisation acc. to Ph.Eur.Hom. 4.1.1	Trabeculum comp.	
Uvea comp.		1 g Uvea comp. contains: Uvea bovis 1.00 g / Magnesium phosphoricum acidum 0.10 g / Acidum ascorbicum 0.10 g / Ferrum sulfuricum 0.33 g / Solutio natrii silicii 1.00 g / Hyoscyamus niger, Planta tota Rh Ø (HAB, Method 21) 1.00 g. Uvea is treated with an aqueous solution of Acidum formicicum e formica to make a pulp with a smooth consistency and then mixed with a solution of magnesium phosphate dihydrate and sodium silicate. Then an aqueous solution of ferrous sulfate and ascorbic acid is added, and finally Hyoscyamus, Planta tota Rh Ø is added. After drying, the substance is powdered. Potentisation acc. to Ph.Eur.Hom. 4.1.1.		
Viscum Abietis	Aqueous extracts prepared from fresh plants of Viscum album ssp. abietis (Wiesb.) Janch. (Host tree: Abies alba Mill.; fir tree)	Aqueous extracts from fresh plants of Viscum album ssp. abietis (Wiesb.) Janch., prepared according to APC 7.2.2.	Viscum album	
Viscum album (Abietis) e planta tota K		Aqueous extract prepared from the dried plant including fruit and haustorium of Viscum album ssp. abietis (Beck) (Wiesb.) Abrom. (Host tree: Abies alba Mill.) prepared according to HAB 38	Viscum album	
Viscum album (Crataegi) e planta tota K		Aqueous extracts prepared from dried plants including fruit and haustorium of Viscum album ssp. album L. (Host tree: Crataegus L.) prepared according to HAB 38	Viscum album	
Viscum album (Mali) e planta tota K		Aqueous extract prepared from the dried plant including fruit and haustorium of Viscum album L. ssp. album (host tree: Malus domestica Bork.) prepared according to HAB 38	Viscum album	
Viscum album (Pini) e planta tota K		Aqueous extract prepared from dried plants including fruit and haustorium of Viscum album L. ssp. austriacum (Wiesb.) Vollm. (Host tree: Pinus species) prepared according to HAB 38	Viscum album	
Viscum album (Populi) e planta tota K		Aqueous extract prepared from dried plants including fruit and haustorium of Viscum album L. ssp. album (Host tree: Populus L.) prepared according to HAB 38	Viscum album	

Name of the substance	Definition	Preparation method	Reference for use in anthroposophic medicine	
			KC Monograph	Other
Viscum album (Quercus) ex herba K		Aqueous extract prepared from dried plant including fruit and excluding haustorium of Viscum album L. ssp. album (Host tree: Quercus L.) prepared according to HAB method 38	Viscum album	
Viscum album (Salicis) e planta tota K		Aqueous extracts of dried plants including fruit and haustorium of Viscum album ssp. album L. (Host tree: Salix L.) prepared according to HAB 38	Viscum album	
Viscum album (Tiliae) e planta tota K		Aqueous extract of dried plants including fruit and haustorium of Viscum album ssp. album L. (Host tree: Tilia L.) prepared according to HAB 38	Viscum album	
Viscum Mali	Fermented aqueous extract prepared from the fresh plants excluding haustorium of Viscum album ssp. album L. (Host tree: Malus domestica Borkh.; apple tree), prepared according to APC 7.2.3.	Fermented aqueous extract prepared from the fresh plants excluding haustorium of Viscum album ssp. album L. (Host tree: Malus domestica Borkh.; apple tree), prepared according to APC 7.2.3.	Viscum album	
Viscum Mali	Aqueous extract prepared from the fresh plants of Viscum album ssp. album L. (Host tree: Malus domestica Borkh.; apple tree)	prepared according to APC 7.2.2.	Viscum album	
Viscum Mali cum Argento	Fermented aqueous extract prepared from the fresh plants excluding haustorium of Viscum album L. ssp. album (Host tree: Malus domestica Borkh.; apple tree) with Argenti carbonas	Fermented aqueous extract prepared with addition of silver carbonate (2x10-5 mg per 100 mg fresh plant), according to APC 7.2.4.	Viscum album c. Arg	
Viscum Mali cum Cupro	Fermented aqueous extract prepared from the fresh plants excluding haustorium of Viscum album L. ssp. album (Host tree: Malus domestica Borkh.) with Cupri carbonas (malachite)	Fermented aqueous extract prepared with addition of copper carbonate (malachite) (2x10-5 mg per 100 mg fresh plant), according to APC 7.2.4.	Viscum album c. Cu	
Viscum Mali cum Hydrargyro	Fermented aqueous extract prepared from the fresh plants excluding haustorium of Viscum album ssp. album L. (Host tree: Malus domestica Borkh.; apple tree) with Hydrargyri sulfas	Fermented aqueous extract with addition of mercury sulfate (2x10-5 mg per 100 mg fresh plant), prepared according to APC 7.2.4.	Viscum album c. Hg	
Viscum Pini	Fermented aqueous extract prepared from the fresh plants excluding haustorium of Viscum album ssp. austriacum (Wiesb.) Vollm. (Host tree: Pinus sylvestris L.; pine)	prepared according to APC 7.2.3.	Viscum album	

Name of the substance	Definition	Preparation method	Reference for use in anthroposophic medicine	
			KC Monograph	Other
Viscum Pini	Aqueous extract prepared from the fresh plants of <i>Viscum album</i> ssp. <i>austriacum</i> (Wiesb.) Vollm. (Host tree: <i>Pinus sylvestris</i> L.; pine)	prepared according to APC 7.2.2.	Viscum album	
Viscum Pini cum Hydrargyro	Fermented aqueous extract prepared from the fresh plants excluding haustorium of <i>Viscum album</i> ssp. <i>austriacum</i> (Wiesb.). Vollmann (Host tree: <i>Pinus sylvestris</i> L.; pine) with Hydrargyri sulfas	Fermented aqueous extract with addition of mercury sulfate (10-5 mg per 100 mg fresh plant), prepared according to APC 7.2.4.	Viscum album c. Hg	
Viscum Querci	Fermented aqueous extract prepared from the fresh plants excluding haustorium of <i>Viscum album</i> ssp. <i>album</i> L. (Host tree: <i>Quercus robur</i> L., <i>Quercus petraea</i> (Matt.) Liebl.; oak)	Fermented aqueous extract prepared according to APC 7.2.3.	Viscum album	
Viscum Querci cum Argento	Fermented aqueous extract prepared from the fresh plants excluding haustorium of <i>Viscum album</i> ssp. <i>album</i> L. (Host tree: <i>Quercus robur</i> L., <i>Quercus petraea</i> (Matt.) Liebl.; oak) with Argenti carbonas	Fermented aqueous extract with addition of silver carbonate (10-8 mg per 100 mg fresh plant), prepared according to APC 7.2.4.	Viscum album c. Arg	
Viscum Querci cum Cupro	Fermented aqueous extract prepared from the fresh plants excluding haustorium of <i>Viscum album</i> ssp. <i>album</i> L. (Host tree: <i>Quercus robur</i> L., <i>Quercus petraea</i> (Matt.) Liebl.; oak) with Cupri carbonas (malachite)	Fermented aqueous extract with addition of copper carbonate (malachite) (10-5 mg per 100 mg fresh plant), prepared according to APC 7.2.4.	Viscum album c. Cu	
Viscum Querci cum Hydrargyro	Fermented aqueous extract prepared from the fresh plants excluding haustorium of <i>Viscum album</i> ssp. <i>album</i> L. (Host tree: <i>Quercus robur</i> L., <i>Quercus petraea</i> (Matt.) Liebl.; oak) with Hydrargyri sulfas	Fermented aqueous extract with addition of mercury sulfate (10-5 mg per 100 mg fresh plant), prepared according to APC 7.2.4.	Viscum album c. Hg	
Viscum Ulmi cum Hydrargyro	Fermented aqueous extract prepared from the fresh plants excluding haustorium of <i>Viscum album</i> ssp. <i>album</i> L. (Host tree: <i>Ulmus caprifolia</i> Gled. [<i>Ulmus campestris</i> L.], <i>Ulmus glabra</i> Huds.; elm) with Hydrargyri sulfas	Fermented aqueous extract with addition of mercury sulfate (10-5 mg per 100 mg fresh plant), prepared according to APC 7.2.4.	Viscum album c. Hg	

APPENDIX 2.7

Stocks with special manufacturing methods

Explanations

Reference to Standard: (HAB): the plant (not the preparation method) is described in the HAB

Preparation method: Methods for preparation of the substance and for processing the substance and for other uses
The ethanol content is always given as %(V/V) unless stated otherwise.

Name of the substance	Definition	Reference to Standard	Name of the monograph	Preparation method	Reference for use in anthroposophic medicine	
					KC Monograph	Other
Arnica montana, Planta tota rec. 1:1.1	Ethanol extract of whole plants of Arnica montana L.	HAB	Arnica montana ex planta tota	Whole, fresh flowering plants of Arnica montana L. are comminuted and macerated for 10-30 days with 1.1 parts of ethanol giving an ethanol concentration of 36 % V/V, then pressed and filtered.	Arnica, Planta tota	
Bryophyllum pinnata 1:1.1	Aqueous extract of Bryophyllum pinnatum (Lam.) Oken	HAB	Bryophyllum	Fresh leaves of Bryophyllum pinnatum are macerated under occasional stirring with 1.1 parts of water for 1.5-2.5 h, pressed and the fluid later filtered.	Bryophyllum	
Carbo Betulae	Carbon obtained from wood of Betula pendula Roth or B. pubescens Ehrh.	HAB; Ph.fr.	Carbo vegetabilis HAB; Carbo vegetabilis PPH Ph.fr.	Carbon prepared from wood of Betula pendula or B. pubescens according to APC 4.2 (cf. Ph.Helv. 17.7.4.2). Potentisation acc. to Ph.Eur.Hom. 4.1.1	Barium/Pancreas comp.; Carbo Betulae; Carbo Betulae cum Methano; Carbo Betulae/Carvi aetheroleum; Carbo Betulae/Crataegus; Carbo Betulae/Sulfur	
Carbo Coffeae	Product with min. 1.0% caffeine, obtained by intensive roasting of ripe, dried seeds of Coffea arabica L.	(HAB)	Coffea arabica	Intensive roasting of ripe, dried seeds of Coffea arabica HAB Potentisation acc. to Ph.Eur.Hom. 4.1.1		
Carbo Pteridii aquilini	Carbon obtained from leaves of Pteridium aquilinum (L.) Kuhn			Leaves of Pteridium aquilinum are dried and the carbon is prepared according to APC 4.2. Potentisation according to Ph.Eur.Hom. 4.1.1	Carbones/Pankreas/Witherit	
Carex arenaria, ethanol. Decoctum 1:4	Ethanol decoction of the dried rhizome of Carex arenaria L.			The comminuted dried rhizome is mixed with 3.14 parts of water and 0.86 parts of ethanol 96 %. After 12-18 h, the mixture is heated for 30 min under reflux to get an ethanolic decoction 1:4 (DER) (cf. Ph.Eur.Hom. 1.2.12). The mixture is pressed and later filtered.		
Cinix Glechomatis	Ash from dried flowering plant of Glechoma hederacea L.			Ash obtained from dried flowering plant of Glechoma hederacea acc. to APC 4.3. Potentisation acc. to Ph.Eur.Hom. 4.1.1	Cinix Glechomatis	Vademecum

Name of the substance	Definition	Reference to Standard	Name of the monograph	Preparation method	Reference for use in anthroposophic medicine	
					KC Monograph	Other
Cinis Urticae Ferro cultae	Ash obtained from dried, aerial parts of Urtica dioica Ferro culta			Urtica dioica Ferro culta (app. 2.5) is dried and the ash prepared according to Ph.Eur. Hom. 17.7.4.3 (cf. APC 4.3). Potentisation acc. to Ph.Eur.Hom. 4.1.1.	Urtica dioica Ferro culta	Vademecum
Citrus limon, Fruct. rec., 1:0.41	Ethanollic extract of fresh fruit of Citrus limon (L.) Burman fil.			Fresh fruit of Citrus limon is extracted with ethanol 36 % (DER = 1:0.41)		
Equisetum arvense, Fermentatio cum Sero Lactis 1:4.1	Extract of fresh, green sterile shoots of Equisetum arvense L. with whey	(HAB)	Equisetum arvense Rh	1 part of fresh, green sterile shoots of Equisetum arvense is extracted with 4.1 parts of fresh whey from milk of the cow (DER 1:4.1). The filtered extract is the mother tincture, 5 parts of which are potentised to D1 with 5 parts of boiled and filtered whey and then to D3 with boiled and filtered whey. The bulk preparation is filtrated through 0.2 µm and then immediately filled.		Vademecum
Hypericum perforatum; Flos; Extr. oleos 1:2	Oil extract of fresh flowers of Hypericum perforatum			Fresh flowers of Hypericum perforatum are extracted with 2 parts of refined sesame oil.	Hypericum	
Lac Taraxaci	Fresh latex of Taraxacum officinale (fresh underground parts) collected in spring (vernale)			Ph.Eur.Hom. 1.1.2		Der Merkurslab 2010(63) (1): 4-21
Laurocerasus 100%	Aqueous distillate of the fresh leaves of Prunus laurocerasus L. with 0.09-0.11 % HCN	HAB; Ph. Helv.	Eingestelltes Kirschloorbeerwasser - Laurocerasi aqua normata	See monograph; adjustment of the distillate to 0.1% HCN by adding ethanol 4.8 %	Spiritus contra tussim	
Mucilago Levistici D1	Aqueous extract of the dried root of Levisticum officinale Koch	Ph.Eur.		The dried root is comminuted (2000) and 1 part is macerated for 12-18 h with 8.4 parts of water and then pressed and filtered. To one part of the fluid 0.1905 parts of ethanol 96 % are added to get Mucilago Levistici D1 with 18 % ethanol. Later, the extract is filtered.	Levisticum	

Name of the substance	Definition	Reference to Standard	Name of the monograph	Preparation method	Reference for use in anthroposophic medicine	
					KC Monograph	Other
Salvia officinalis, Folium sicc., Infusum, glycerol 1:5.	Glycerolic extract of dried leaves of Salvia officinalis L.			1 part of cut, dried leaves of Salvia officinalis is extracted with 5 parts of heated (95-100° C) glycerol (85 per cent) and heated for 10 min under reflux, then cooled. After 12-36 h, the mixture is pressed and strained.	Salvia comp.	
Sepia Gruneris	Dried secretion from ink gland from Sepia officinalis L.	HAB	Sepia officinalis	Acc. to Gruner: 1 part of the dried secretion is extracted under stirring with 5.24 parts of water for at least 5 h, then mixed with 4.76 parts of ethanol 96 %, potentised and filtered. Potentisation acc. to Ph.Eur.Hom. 1.1.9, 2.2.3	Sepia comp.	Vademecum: Sepia
Viscum album, Extractum resinosum	An extract of the lipophilic, resinous substances of the green parts of Viscum album L.			Fresh green parts (stems, leaves and green generative organs) of Viscum album are comminuted and extracted with supercritical CO2 at 700-900 bar.		Phytomedicine 2015; 22. Suppl. 1 S. S28. Anthroposophische Pharmazie Salumed Verlag Berlin 2016

APPENDIX II

Correlation table:

**Ph.Eur./HAB manufacturing methods used in
anthroposophic pharmacy and corresponding
manufacturing methods in the HPUS**

Ph. Eur. / HAB methods used in anthroposophic pharmacy	Corresponding manufacturing Methods in the HPUS
Ph. Eur. Method 1.1.1 (HAB 1a) Ph. Eur. Method 1.1.2 (HAB 1b)	Class O
Ph. Eur. Method 1.1.3 (HAB 2a) Ph. Eur. Method 1.1.4 (HAB 2b)	Class M
Ph. Eur. Method 1.1.5 (HAB 3a) Ph. Eur. Method 1.1.6 (HAB 3b) Ph. Eur. Method 1.1.7 (HAB 3c)	Class N
Ph. Eur. Method 1.1.8 (HAB 4a)	Class C
Ph. Eur. Method 1.1.9 (HAB 4b)	Class E
Ph. Eur. Method 1.1.10 (Ph. fr.)	No corresponding HPUS method for attenuations, though Class C is the same process for the first step ¹
Ph. Eur. Method 1.1.11 (Ph. fr.)	No corresponding HPUS method for attenuations, though Class D is the same process for the first step ²
Ph. Eur. Method 3.1.1 (HAB 5a)	Class A or Class B, depending on solubility Characteristics of the starting material
Ph. Eur. Method 3.1.2 (HAB 5b)	Class A or Class B, depending on solubility Characteristics of the starting material
Ph. Eur. Method 4.1.1 (HAB 6)	Class F
Ph. Eur. Method 4.1.2 (Ph. fr.)	Class F
Ph. Eur. Method 4.2.1 (HAB 7)	“Medication: Medicated Powders” applies for centesimal, but not for decimal attenuations ³
Ph. Eur. Method 3.2.1 (HAB 8a) Ph. Eur. Method 3.2.2 (HAB 8b)	Class H

1 The Ph. Eur. Method 1.1.10 produces a 1:10 preparation from which the D1 or C1 is made. The HPUS Class C also produces a 1:10 preparation. But this is considered the same as a D1. Thus, Ph. Eur. Method 1.1.10 D1 = HPUS D2. For this reason, the methods do not correspond.

2 The Ph. Eur. Method 1.1.11 produces a 1:20 preparation from which the D1 or C1 is made. The HPUS Class D also produces a 1:20 preparation. But the Class D preparation is then attenuated 2 parts + 8 parts vehicle to produce the D2. The preparation by Ph. Eur. Method 1.1.11 is attenuated 1 part + 9 parts vehicle to produce the D1. For this reason, the methods do not correspond.

3 HPUS “Medicated Powders” are specified to be made from 1 part liquid preparation + 100 parts vehicle.

Ph. Eur. / HAB methods used in anthroposophic pharmacy	Corresponding manufacturing Methods in the HPUS
HAB Method 9	“Medication: Tablets”
HAB Method 10	“Medication: Globules”
HAB Method 11	“Forms of vehicles for dispensing”
HAB Method 12a	“Forms of vehicles for dispensing”
HAB Method 12b	Class M
HAB Method 13	“Forms of vehicles for dispensing”
HAB Method 14	“Forms of vehicles for dispensing”
HAB Method 15	“Forms of vehicles for dispensing: Ophthalmic Solutions”
HAB Method 16	New Section 39, and “Introduction to the Homoeopathic Pharmacopoeia of the United States: Statement regarding combinations of homoeopathic drugs”
Ph. Eur. Methods 5.2 (HAB 17)	“Attenuations: Fifty Millesimal Scale of Attenuation”
Ph. Eur. Methods 1.2.1-2 (HAB 18a-b)	Class M, “Tinctures of botanical substances: Incubation”
Ph. Eur. Methods 1.2.3-5 (HAB 18c-e)	Class N, “Tinctures of botanical substances: Incubation”
Ph. Eur. Method 1.2.6 (HAB 18f)	Class C, “Tinctures of botanical substances: Incubation”
Ph. Eur. Methods 1.2.7-8 (HAB 19a-b)	Class M, “Tinctures of botanical substances: Decoction”
Ph. Eur. Methods 1.2.9-11 (HAB 19c-e)	Class N, “Tinctures of botanical substances: Decoction”
Ph. Eur. Method 1.2.12 (HAB 19f)	Class C, “Tinctures of botanical substances: Decoction”

Ph. Eur. / HAB methods used in anthroposophic pharmacy	Corresponding manufacturing Methods in the HPUS
Ph. Eur. Method 1.2.13 (HAB 20)	Class C, "Tinctures of botanical substances: Infusion"
Ph. Eur. Method 1.5.1 (HAB 21)	Class O, fermented
Ph. Eur. Method 1.5.1 (HAB 22)	Class P
Ph. Eur. Method 1.4.3 (HAB 23a)	Class C, "Tinctures of botanical substances: Decoction"
Ph. Eur. Method 1.4.2 (HAB 23b)	Class N, "Tinctures of botanical substances: Decoction"
Ph. Eur. Method 1.4.4 (HAB 24a)	Class C, "Tinctures of botanical substances: Infusion"
HAB Methods 33	Class P
HAB Methods 34	Class P
HAB Methods 35	Class P
HAB Methods 36	Class P
Ph. Eur. Method 5.1.1 (HAB 40a)	No corresponding method
Ph. Eur. Method 5.1.2 (HAB 40b)	
Ph. Eur. Method 5.1.3 (HAB 40c)	
Ph. Eur. Method 2.1.1 (HAB 42a)	Class L, Method II
Ph. Eur. Method 2.1.2 (HAB 42b)	
Ph. Eur. Method 2.1.3 (Ph. fr.)	No corresponding method
Ph. Eur. Method 2.2.1 (HAB 41a)	Class L, Method II (alternate methodology)
Ph. Eur. Method 2.2.2 (HAB 41b)	
Ph. Eur. Method 2.2.3 (HAB 41c)	
Ph. Eur. Method 2.2.4 (HAB 41d)	
HAB Methods 45	"Forms of vehicles for dispensing: Nasal Solutions"
HAB Methods 51	Class P

